

# Request for Proposal

## 15-22 Property & Casualty Insurance

### Table of Contents

Exhibit 1: Attorney General – State of Texas Opinion No. JC-0205 (April 4, 2000)
Exhibit 2: HCCS Agent-Broker of Record TERMINATION Letter
Exhibit A: List of Property Values, Locations and Square Footage
Exhibit B: Information on Alarm, Security System and Dunbar Armored
Exhibit C: Loss Information for Property, Flood, Inland Marine, Boiler & Machinery and Terrorism
Exhibit D: List of Campuses where Registration is Held.
Exhibit E: Loss Information for Employee Dishonesty/Loss of Money
Exhibit F: Information on Day Care Centers
Exhibit G: Loss Information for General Liability, Police Professional Liability, Allied Health Professional Liability and Umbrella/Excess Liability
Exhibit H: Information Regarding the Television Station
Exhibit I: Information Regarding Curriculum for Allied Health Programs
Exhibit J: Loss Information for Excess Liability
Exhibit K: Loss Information for Asbestos/Environmental Liability
Exhibit L: Board of Trustee, HCCS
Exhibit M: Intentionally Omitted
Exhibit N: Audited Financial Statement 2014, HCCS
Exhibit O: Board of Directors, Foundation
Exhibit P: Budget, Foundation
Exhibit Q: Audited Financial Statement 2014, Foundation
Exhibit R: Loss Information for Educator’s Legal Professional Liability
Exhibit S: Workers’ Compensation Experience Modifier and a List of Locations from Current Policy.
Exhibit T: Loss Information for Workers Compensation – Texas Mutual
Exhibit U: Automobile Fleet Schedule
Exhibit V: Loss Information for Automobile
Exhibit W: Loss Information for Storage Tank Liability
Exhibit X: Loss Information for Accident Programs
Exhibit Y: Employed Lawyers Protection Plus
Exhibit Z: International Insurance
Exhibit AA: Fact Book 2014-2015
Exhibit BB: 2014-2015 Catalog
Exhibit CC: Safety Planning/Manual

**Exhibit A:**  
**List of Property Values, Locations  
and Square Footage**

## HOUSTON COMMUNITY COLLEGE SYSTEM 2014 - 2015

Property Schedule

REVISED 6/17/15

DISTRICT												
LOCATION	OCCUPANCY	YEAR BUILT	YEAR UPDATED	CONSTRUCTION	SQUARE FEET	NUMBER OF STORIES	FLOOD ZONE	PROTECTION CLASS	BUILDING LIMIT (Increased Amt)	CONTENTS LIMIT (Increased Amt)	EDP LIMIT (Increased Amt)	TOTALS
												TOTALS w/ increase
<b>HCCS Adm. Bldg</b>												
3100 Main												
Houston TX 77002												
Administration Bldg												
1965 1999 SFR 531100 x 5400 13 X 01 \$209,450,440 \$16,302,627 \$5,415,986 \$231,169,053												
<b>HCCS Garage</b>												
3200 Main												
Houston TX 77002												
Parking Garage												
1999 N/A Concrete 1450 x 58,000 Park sps 488,660 8 X 03 \$12,545,400 \$0 \$0 \$12,545,400												
1st Floor only												
Veteran												
OISS												
Police Depts												
<b>HCCS Retail</b>												
3200 Main												
Houston TX 77002												
Retail Spaces												
1999 N/A Concrete 16500 x 5110 Retail sps \$19,961,112 \$734,873 \$96,514 \$20,792,499												
<b>Rosalie @ Main</b>												
Houston, TX 77006												
** Land Value - \$2,200,000												
Purch 12/17/2010												
Parking												
9529 Acres \$0 \$0 \$0 \$0												
<b>901 Rosalie St</b>												
Houston, TX 77006												
Land Value \$550,000												
Purch 9/3/2010												
Parking												
195 Acres (8,500 sq ft) \$0 \$0 \$0 \$0												
<b>HCC Warehouse Facility &amp; Coleman-Medical Program</b>												
9424 Fannin												
Houston, TX 77045												
Purch 11/10/2010												
Warehouse												
124,245 sq ft \$7,158,500 \$0 \$0 \$7,158,500												
<b>HCC Warehouse 2</b>												
9424 Fannin												
Houston, TX 77045												
Value \$1,000,000												
**Land												
4,295 Acres \$0 \$0 \$0 \$0												
** LAND VALUE ONLY												
** LAND VALUE ONLY												

## HOUSTON COMMUNITY COLLEGE SYSTEM 2014 - 2015

**DISTRICT**

LOCATION	OCCUPANCY	YEAR BUILT	YEAR UPDATED	CONSTRUCTION	SQUARE FEET	NUMBER OF STORIES	FLOOD ZONE	PROTECTION CLASS	BUILDING LIMIT (Increased Amt)	CONTENTS LIMIT (Increased Amt)	EDP LIMIT (Increased Amt)	TOTALS w/ increase
<b>Inmate Training Center</b> 4627 Crites Houston TX	Inmate Training			MFR	43,000		X		\$0	\$194,627	\$12,786	<b>\$207,413</b>
<b>Harris County Jail</b> 1301 Franklin Houston TX 77002	County Jail			MFR	3,600		X	01	\$0	\$0	\$0	<b>\$0</b>
<b>Harris County Jail</b> 701 N San Jacinto Houston TX 77002	County Jail			MFR	6,060		B	01	\$0	\$16,845	\$214,036	<b>\$230,881</b>
<b>Harris County Jail</b> 1307 Baker Houston TX 77002	GED Classes			MHC	2,000		AE	01	\$0	\$0	\$8,395	<b>\$8,395</b>
<b>Harris County Jail</b> 1200 Baker Houston, TX 77002	County Jail	2003		Concrete & Steel	600,000		X		\$0	\$57,904	\$87,507	<b>\$145,411</b>
<b>Roland Smith Trucking School</b> 555 Community Dr. Bldg 2 Houston TX 77013	Truck Driving School	1999		Concrete & Steel	13000 x 5200	2	X		\$4,771,889	\$184,078	\$5,649	<b>\$4,961,616</b>

## HOUSTON COMMUNITY COLLEGE SYSTEM 2014 - 2015

### CENTRAL COLLEGE

LOCATION	OCCUPANCY	YEAR BUILT	YEAR UPDATED	CONSTRUCTION	SQUARE FEET	NUMBER OF STORIES	FLOOD ZONE	PROTECTION CLASS	BUILDING LIMIT (Increased Amt)	Contents Limit (Increased Amt)	EDP LIMIT (Increased Amt)	TOTALS w/ Increase
<b>Business Careers I (J.D.Boney)</b> 1205 Holman Houston TX 77004												
	Business Careers I	1983	1986	Concrete & BV	35000 x \$165	3	X	01	\$6,901,492	\$1,213,891	\$993,390	<b>\$9,098,763</b>
<b>Business Careers II</b> 1215 Holman Houston TX 77004												
	Business Careers II	1983	1986	BV	36680 x \$165	3	X		\$7,232,765	\$552,633	\$1,206,094	<b>\$8,991,482</b>
<b>Central Campus</b> 1300 Holman Houston TX 77004	Office Space, Classrooms, Gym & Fitness Ctr		1986 ??									
		1913 & 1957		BV	180,000 x \$400	3	X		\$77,033,802	\$9,319,428	\$611,002	<b>\$86,964,233</b>
<b>J.B. Whiteley</b> 1301 Alabama Houston TX 77004												
	Classrooms	1979	1988	BV	72000 x \$180	2	X	01	\$14,197,355	\$5,081,111	\$270,707	<b>\$19,549,173</b>

## HOUSTON COMMUNITY COLLEGE SYSTEM 2014 - 2015

<b>Parking Lot 10</b> 1401 Alabama Houston TX 77004	Parking Lot	1951	1986		3024 x \$49	2	X		\$194,787	\$0	\$0	\$194,787
<b>Vacant</b> 1420 Alabama Houston TX 77004	Vacant	1930	1986	BV	1800 x \$49	1	X		\$115,945	\$0	\$0	\$115,945
<b>Educational Development Ctr</b> 3214 Austin Houston TX	Classrooms & Day Care				40,500 x \$200	2 (Only 1 occupied)	X	01	\$7,986,013	\$262,500	\$21,000	\$8,269,513
<b>Heinen Theatre</b> 3517 Austin Houston TX 77004	Heinen Theatre	1921	1985	BV	18000 x \$250	2	X	01	\$5,205,697	\$1,337,906	\$10,547	\$6,554,150
<b>Fine Arts Center</b> 3517 Austin Rear Houston TX 77004	Fine Arts	1986	1988	Concrete	75000 x \$200	3	X	01	\$14,788,912	\$1,123,059	\$0	\$15,911,971
<b>Theatre I</b> 3519 Austin Houston TX 77004	Theatre I	1923	1988	Concrete	21900 x \$221	2	X	01	\$6,362,386	\$5,603,557	\$36,154	\$12,002,097
<b>Central Campus Parking Garage</b> 3523 Austin Houston TX 77004	Parking Garage			MNC	190590 x \$49		X	01	\$12,276,651	\$0	\$0	\$12,276,651
<b>Staff Instructional Svs</b> 3821 Caroline Houston TX 77004	Refugee Bldg is used for Equip Storage	1951	1984		21800 x \$88	2	X	01	\$2,521,871	\$5,000	\$0	\$2,526,871
<b>Adult Education</b> 3902 Caroline Houston TX	Office Space and Classrooms						X	01	\$328,642	\$10,000	\$15,000	\$353,642
<b>Willie Lee Gay Hall</b> 1990 Airport Blvd Houston TX 77051	Classrooms & Adm Ofc	2003			38000 x 180		X		\$7,393,141	\$2,205,000	\$441,000	\$10,039,141
<b>Land</b> 6101 Dixie Drive Houston, TX 77087	Land				45,000				\$0	\$0	\$0	\$0
<b>Crawford Annex</b> 3412 Crawford Physical Education					2,400				\$314,781	\$5,389	\$10,556	\$330,726
<b>Central College Learning Hub</b> 1300 Holman Bldg "B" Houston, TX 77004	Learning Hub/Science	2008			120000 x \$200				\$24,301,305	\$1,901,000	\$1,265,128	\$27,467,433
<b>**Alabama/Carolina</b> Houston, TX 77004 **Land Value \$450,489	Land only								\$0	\$0	\$0	\$0
<b>Central Utility Plant</b> 1318 Alabama Street Houston, TX 77004	TDI Space			Solid Concrete, Masonry, Brck, CMU Blocks	21,125				\$12,767,308	\$0	\$104,000	\$12,871,308
<b>Parking Lot</b> 3501 Fannin Houston, TX	Parking Lot				14,960				\$0	\$0	\$0	\$0
<b>Parking Lot</b> 3505 Fannin Houston, TX	Parking Lot								\$0	\$0	\$0	\$0
<b>Former Planned Parenthood</b> 3601 Fannin Houston, TX	Office Space & Classroom				24,816				\$2,523,500	\$10,937	\$500,288	\$3,034,725

**HOUSTON COMMUNITY COLLEGE SYSTEM 2014 - 2015**

Parking Lot _ 3610 Fannin Houston, TX	Parking Lot		\$0	\$0	\$0	\$0
Alabama Street/Alameda Road Houston, TX **Land Purchase \$12,670,450	Land	4.4749 acres/ 194,930	\$0	\$0	\$0	\$0
3515 Crawford Houston, TX						
Land & Bldg FY2015		10,006 sq ft				
1612 Winbern Houston, TX						
Vacant Lot FY2015		5,000 sq ft				
3524 Mosley Houston, TX						
Land and Bldg FY2015		6,119 sq ft				

## HOUSTON COMMUNITY COLLEGE SYSTEM 2014 - 2015

### NORTHEAST COLLEGE

LOCATION	OCCUPANCY	YEAR BUILT	YEAR UPDATED	CONSTRUCTION	SQUARE FEET	NUMBER OF STORIES	FLOOD ZONE	PROTECTION CLASS	BUILDING LIMIT (Increased Amt)	Contents Limit (Increased Amt)	EDP LIMIT (Increased Amt)	TOTALS w/ increase
<b>Automotive Training Center</b>												
4638 Airline Houston TX 77022												
	Automotive School	1960	1988	Concrete	72059 x \$200	2	X	01	\$14,208,991	\$6,445,382	\$107,952	\$20,762,325
<b>Northline Campus</b>												
8001 Fulton Houston TX 77022												
	Admn Offices Classrooms/ Student Facility	2008		Concrete & Steel Bnck	116700 x \$250		X		\$26,118,225	\$3,686,773	\$1,705,790	\$31,510,788
<b>Codwell Hall Bldg</b>												
555 Community Dr Bldg 1 Houston TX 77013												
	Classrooms	1999		Concrete & Steel	76000 x \$200	3	x		\$19,981,464	\$5,798,622	\$2,764,869	\$28,544,955
<b>Pinemont Center</b>												
1265 Pinemont Houston TX 77018												
	Classrooms				47,000				\$0	\$384,346	\$373,527	\$757,873
<b>Science &amp; Technology</b>												
555 Community Dr Bldg 8 Houston, TX 77013												
	Classrooms, Labs, Office			Concrete	46,792		X		\$25,864,588	\$456,396	\$1,006,805	\$27,327,789
<b>Learning Hub</b>												
555 Community Dr Bldg 9 Houston, TX 77013												
	Classrooms, Labs, Office	5/2008		Concrete	86,527				\$18,024,270	\$1,458,573	\$1,197,571	\$20,680,414
<b>Public Safety-Fire Tower</b>												
555 Community Dr Bldg 6 Houston TX 77013												
	Tower	May-08		Concrete & Steel	21,025		X		\$2,894,359	\$0	\$0	\$2,894,359
<b>Public Safety-Burn Building</b>												
555 Community Dr Bldg 5 Houston TX 77013												
	Tower	May-08		Concrete & Steel			X		\$2,248,206	\$0	\$0	\$2,248,206
<b>Central Plant</b>												
555 Community Dr Bldg 7 Houston TX 77013												
	Heavy Eq	May-09		Concrete & Steel			X		\$5,187,582	\$0	\$0	\$5,187,582
<b>PSI Shooting Range</b>												
555 Community Dr Bldg 4 Houston, TX 77013												
	Shooting Range	May-08		Concrete	21,026		X		\$4,260,473	\$0	\$0	\$4,260,473
<b>Lyerly Ave</b>												
Houston, TX 77022												
	Parking											
Value \$570,000      **Land												
									\$0	\$0	\$0	\$0
<b>US Hwy 90@I-10</b>												
Houston, TX												
**Land Value \$1,715,000												
					312 826 95 cr							
Purchased 7/20/11												
					7 18 acres				\$0	\$0	\$0	\$0
<b>Little York Property (Donated)</b>												
Houston, TX 77016												
**Land Value \$105,500												
					302 334 cr							
Purchase 12/9/11												
					7 010 acres				\$0	\$0	\$0	\$0



## HOUSTON COMMUNITY COLLEGE SYSTEM 2014 - 2015

<b>North Forest</b> 6010 Little York Rd Houston, TX Purchase Price \$4,200,000	Added to Prop List 10/26/12	19.012 acres	\$4,200,000	\$25,951	\$146,527	<b>\$4,372,478</b>
<b>North Forest</b> 7201 Langley Rd Houston, TX **Land Value \$300,000	Added to Prop List 10/26/12	3.115 acres	\$0	\$0	\$0	\$0
<b>Restoration Church</b> 10630 Homestead Houston, TX 77016 **Land Value \$925,000 Land sq ft 926,712	Added to Prop List 3/19/13	121,507	\$1,926,100	\$0	\$0	<b>\$1,926,100</b>
<b>Trading Fair IV</b> 630 West Little York Rd Houston, TX 77088 ***Land \$2,250,000		11.3095 acres	\$0	\$0	\$0	\$0
<b>Northline Commons(Post Ofce)</b> 7825 Fulton Houston, TX **Land \$494,972		1.033 acres	\$0	\$0	\$0	\$0

\*\* LAND VALUE ONLY

## HOUSTON COMMUNITY COLLEGE SYSTEM 2014 - 2015

### NORTHWEST COLLEGE

LOCATION	OCCUPANCY	YEAR BUILT	YEAR UPDATED	CONSTRUCTION	SQUARE FEET	NUMBER OF STORIES	FLOOD ZONE	PROTECTION CLASS	BUILDING LIMIT (Increased Amt)	Contents Limit (Increased Amt)	EDP LIMIT (Increased Amt)	TOTALS w/ Increase
<b>Katy Campus</b> 1550 Foxlake	Classrooms, Computer Labs & Offices			NC	Leased sp - 30,471 Total sq ft - 111,972		X	05	\$9,221,730	\$1,222,649	\$1,690,150	\$12,134,529
<b>***Spring Branch Campus</b> 1010 W Sam Houston Pkwy N*** Houston, TX 77043	Classrooms	1985	1997	BV	132000 x 5200	2	X	01	\$31,407,707	\$2,266,412	\$1,918,902	\$35,593,021
<b>Spring Branch Performing Arts Center</b> 1060 W Sam Houston Pkwy N** Spring Branch	Performing Arts	1985	1997	BV	35000 x 5200	1	X	03	\$9,464,904	\$1,429,174	\$400,208	\$11,294,285
<b>Science Building</b> 1050 W Sam Houston Pkwy Katy Mills Child Care & Center 25403 Kingsland	Classrooms	1985	1997	BV	31187 x 5200		X	01	\$7,174,562	\$470,223	\$120,497	\$7,765,282
<b>Equestrian Center</b> 2501 S Mason Rd Katy TX 77450	Training Center	2000		Bnck	11000 x 5110		X		\$1,590,629	\$9,469	\$90,406	\$1,690,504
<b>Westlum Property</b> **Land Value \$230,930	Ag Science Program				3,000		X	09	\$32,864	\$5,513	\$0	\$38,377
<b>Lumpkin Property</b> Lumpkin Road Houston, TX 77043	Vacant Land				85,078				\$0	\$0	\$0	\$0
<b>Chili's/Benignan's @ Town &amp; Country</b> 1030 W Sam Houston Pkwy North Houston, TX 77043	Vacant Land				65,497				\$0	\$0	\$0	\$0
<b>Westheimer Property</b> Houston, TX ** Land Value \$8,300,000 Purchased 9/22/11					1,8429 acres				\$4,236,192	\$0	\$0	\$4,236,192
<b>Allief Center</b> 13803 Bissonnet Houston TX 77083					952,395 or 21.85 acres				\$0	\$0	\$0	\$0
<b>Allief Campus</b> 2811 Hayes Road Houston, TX 77082	Classrooms			MNC	43000 x 5200		X		\$9,291,383	\$727,650	\$485,100	\$10,504,133
<b>Applied Technology Center</b> 4014 Bluebonnet Stafford TX 77477	Land & Bldg	1982			308,000	4	X		\$35,031,264	\$1,024,449	\$289,403	\$36,395,116
	Classrooms				20,000		X		\$0	\$89,845	\$78,125	\$167,971

HOUSTON COMMUNITY COLLEGE SYSTEM 2014 - 2015

Westheimer Property  
13410 Westheimer Rd.  
Houston, TX  
\*\* Land Value \$1,450,000

1.55 acres/  
67,568

\$0                      \$0                      \$0                      \$0

\*\*\* Building Limit Includes \$2,200,000 Loss of Rent

**HOUSTON COMMUNITY COLLEGE SYSTEM 2014 - 2015**

**SOUTHEAST COLLEGE**

LOCATION	OCCUPANCY	YEAR BUILT	YEAR UPDATED	CONSTRUCTION	SQUARE FEET	NUMBER OF STORIES	FLOOD ZONE	PROTECTION CLASS	BUILDING LIMIT (Increased Amt)	Contents Limit (Increased Amt)	EDP LIMIT (Increased Amt)	TOTALS w/ increase
<b>Felix Morales Bldg.</b> 6815 Rustic	Classrooms & Offices	1959	1999	BV & Steel	66945 x \$200	3	X		\$17,906,296	\$1,734,233	\$2,084,539	\$21,725,067
<b>Eastside Parking Garage</b> 2524 Garland	Parking Garage	2013	2014	Eastside Parking Garage - Move	13,800 x \$150		X		\$7,500,000	\$0	\$0	\$7,500,000
<b>Angela V. Morales Bldg</b> 6815 Rustic	Classrooms	1968	1992	BV	65000 x \$200	3	X	01	\$15,508,640	\$2,317,602	\$325,297	\$18,151,539
<b>6815 Rustic Houston TX</b>	Temporary Bldg Classrooms						X		\$49,595	\$11,025	\$0	\$60,610
<b>Learning Hub</b> 6815 Rustic Houston, TX 77087	Classrooms	2009	2009	BV	90,213	3	X	01	\$32,935,348	\$741,015	\$164,936	\$33,841,299
<b>Felix Fraga</b> 301 N Drennan Houston TX 77011	Classrooms, Labs, Offices Includes Gen & Chiller	2009	2009	Concrete	35,000				\$23,260,120	\$962,550	\$1,117,256	\$26,339,926
<b>Central Plant</b> 2524 Garland Houston, TX 77087	Heavy Equipment	2009	2009	Prefab Metal	2,000				\$3,244,500	\$0	\$0	\$3,244,500
<b>3802 Bering</b> Houston, TX 77003 Land Value \$50,000									\$0	\$0	\$0	\$0
<b>Workforce Building</b> 6815 Rustic, Bldg E Houston, TX 77087	Classrooms & Offices	2012		Brck/Metal Panel Exterior Structural Steel	64,422				\$8,240,000	\$65,249	\$164,333	\$8,469,582

**HOUSTON COMMUNITY COLLEGE SYSTEM 2014 - 2015**

**COLEMAN COLLEGE**

LOCATION	OCCUPANCY	YEAR BUILT	YEAR UPDATED	CONSTRUCTION	SQUARE FEET	NUMBER OF STORIES	FLOOD ZONE	PROTECTION CLASS	BUILDING LIMIT (Increased Amt)	Contents Limit (Increased Amt)	EDP LIMIT (Increased Amt)	TOTALS w/ increase
Coleman College 1900 Pressler Houston TX 77043	Classrooms	1999		SFR	141500 x \$300	5	X		\$42,782,682	\$28,740,151	\$702,185	\$72,225,018
McGovern Bldg 2450 Holcombe Blvd. Suite #3 Houston, TX 77021	Classrooms								50	\$29,929	\$373,102	\$403,031

## HOUSTON COMMUNITY COLLEGE SYSTEM 2014 - 2015

### SOUTHWEST COLLEGE

LOCATION	OCCUPANCY	YEAR BUILT	YEAR UPDATED	CONSTRUCTION	SQUARE FEET	NUMBER OF STORIES	FLOOD ZONE	PROTECTION CLASS	BUILDING LIMIT (Increased Amt)	Contents Limit (Increased Amt)	EDP LIMIT (Increased Amt)	TOTALS w/ Increase
<b>Greenbriar/Stafford</b> 13645 Murphy Rd Stafford TX 77477	Classrooms				11,700		X	05	50	\$146,487	\$390,629	\$537,116
<b>Gulfton Center</b> 5407 Gulfton Houston TX 77081	CEC	1973	1990	BV	35100 x \$185	2	B	01	\$6,921,212	\$312,504	\$1,953,146	\$8,186,862
<b>West Loop Center</b> 5501 W Loop South Houston TX 77081	Classrooms & Offices	1990	1999 & 2008	Concrete	350000 x \$240	2	B		\$40,488,756	\$3,127,791	\$1,033,602	\$44,650,150
<b>Missouri City Academic Center</b> 5855 Sienna Spngs Way Missouri City TX 77459	Classrooms & Offices			Steel & FaceBrck	48000 x \$225		X		\$9,561,864	\$1,116,035	\$1,101,360	\$11,779,258
<b>Stafford Campus/Fine Arts</b> 9910 Cash Stafford TX 77477	Classrooms & Offices	1952	1992	BV & Metal	45595 x \$200	1	X		\$3,615,067	\$2,340,098	\$574,075	\$6,529,240
<b>Scarcella Sci &amp; Tech Center</b> 10141 Cash Stafford TX 77477	Classrooms & Offices	1999		BV	75000 x \$200	1	X		\$12,471,993	\$3,551,175	\$1,291,336	\$17,314,493
<b>Ashbrook Property</b> 5408 Ashbrook Houston TX 77081	Land & Bldg Purc Pnce \$430,000				25,623				\$512,712	50	50	\$512,712
<b>Stafford Learning Hub</b> 10041 Cash Road Stafford TX 77477	Classrooms & Offices	2008		Brck. Concrete Block	120,000				\$25,956,000	\$1,900,000	\$763,106	\$28,619,106
<b>Brays Oaks</b> 11544 S. Gessner Dr. Houston, TX 77071					12.8196 acres							
<b>W/L TX Parkway</b> Missouri City, 77489 Land Only FY2015 - \$1,902,342					21.84 acres							
<b>1730 TX Parkway</b> Missouri City, 77489 Land Only FY2015 - \$1,750,528					20.09 acres							
<b>Former Conn's</b> 5505 West Loop South Houston, TX - FY2015					Land 65,359 sq ft Bldg 25,000 sq ft				\$8,510,000	50	50	\$8,510,000

## HOUSTON COMMUNITY COLLEGE SYSTEM 2014 - 2015

### APPRENTICE PROGRAMS

LOCATION	OCCUPANCY	YEAR BUILT	YEAR UPDATED	CONSTRUCTION	SQUARE FEET	NUMBER OF STORIES	FLOOD ZONE	PROTECTION CLASS	BUILDING LIMIT (Increased Amt)	Contents Limit (Increased Amt)	EDP LIMIT (Increased Amt)	TOTALS w/ Increase
<b>Asbestos</b> 1301 Alabama #101F Houston TX 77004	Classrooms						X	01	\$0	\$0	\$2,998	\$2,998
<b>Carpenters</b> 8505 Glen Vista Houston TX	Classrooms				11,000		X	01	\$0	\$127,695	\$45,187	\$172,872
<b>Cement Masons</b> 3130 North Frwy Houston TX	Classrooms				4,780		X	01	\$0	\$29,719	\$4,297	\$34,016
<b>IEC</b> 601 N Shepherd #300 Houston, TX	Classrooms				10,800		AE		\$0	\$0	\$55,307	\$55,307
<b>Ironworkers</b> 7521 Fauna Houston, TX	Classrooms				15,000		X	01	\$0	\$73,677	\$9,030	\$82,707
<b>Operating Engineers</b> 13285 Hwy 146 S Dayton, TX 77535	Classrooms											
<b>Painters / Glaziers</b> 5425 Spindle Dr Houston, TX 77086	Classrooms				33,000		X		\$0	\$43,281	\$19,767	\$63,048
<b>Pipefitters</b> 2507 Old Galveston Rd Houston, TX	Classrooms				15,032			01	\$0	\$29,772	\$123,372	\$153,144
<b>Plumbers</b> 454 Link Rd Houston, TX	Classrooms											
<b>Sheetmetal</b> 900 W 34th Street Houston, TX 77018	Classrooms											
<b>Stationary Engineers</b> 1301 Alabama, JBW 101M Houston, TX 77004	Classrooms											

**HOUSTON COMMUNITY COLLEGE SYSTEM 2014 - 2015**

7 New Properties Added in FY  
2015

Revised 6/17/15				
<b>GRAND TOTALS</b>		<b>Buildings TOTAL</b>	<b>Contents TOTAL</b>	<b>EDP TOTAL</b>
		\$948,213,954	\$118,023,757	\$35,990,421
				<b>2014-2015 TOTAL w/out BI</b>
				\$1,102,228,132



**Exhibit B:**  
**Information on Alarm, Security  
System and Dunbar Armored**

# **HOUSTON COMMUNITY COLLEGE SYSTEM**

Property and Casualty Insurance Program Services

Project No. 15-22

## **EXPLANTION OF SECURITY SYSTEM**

TD Industries, Inc. maintains and test the security systems at all Campuses, HCCS Police Department monitors locations from 3100 Main. There are also Police Officers who are on premises during classroom hours and patrol all locations at night.

All Campuses have a Security Alarm, some have cameras and some are monitored.

## **EXPLANTION OF ARMORED CAR SERVICE**

Dunbar Armored is the vendor providing armored car services to the district campus and six HCC colleges and associated satellite campuses. Exact locations and pick up schedules are confidential.

**Exhibit C:**

**Loss Information for Property, Flood, Inland  
Marine, Boiler & Machinery and Terrorism**



# Loss Run Report

Policy Number	D37411310	Policy Term	09/01/2013 - 09/01/2014
Insured Name	Houston Community College		
Division	W - WESTCHESTER/COML RISK SERV	PAC	EXF - EXCESS FIRE
Master/Subsidiary Producer	228561 - SWETT & CRAWFORD OF GEORGIA INC	MCC	0080200 - Property-Exclud Westchest A&E

BCO			Adjuster													
Claim			Supervisor													
			Plant / Div Location Cd													
Sub Ltr	Occurrence ID	Proc AIM	Event Date	Made Date	Report Date	Close Date	Reopen Date	State	Desc	Claimant	Status	Gross Paid Loss	Gross Paid Expense	Gross Outstanding	Gross Incurred Loss	
												\$0	\$0	\$0	\$0	
Subtotal											\$0	\$0	\$0	\$0		



# Loss Run Report

Policy Number	D37411310	Policy Term	09/01/2014 - 09/01/2015
Insured Name	Houston Community College		
Division	W - WESTCHESTER/COML RISK SERV	PAC	EXF - EXCESS FIRE
Master/Subsidiary Producer	228561 - SWETT & CRAWFORD OF GEORGIA INC	MCC	0080200 - Property-Exclud Westchest A&E

BCO			Adjuster													
Claim			Supervisor													
			Plant / Div Location Cd													
Sub Ltr	Occurrence ID	Proc AIM	Event Date	Made Date	Report Date	Close Date	Reopen Date	State	Desc	Claimant	Status	Gross Paid Loss	Gross Paid Expense	Gross Outstanding	Gross Incurred Loss	
												\$0	\$0	\$0	\$0	
Subtotal											\$0	\$0	\$0	\$0		



# Loss Run Report

Policy Number	D37411310	Policy Term	09/01/2014 - 09/01/2015
Insured Name	Houston Community College		
Division	W - WESTCHESTER/COML RISK SERV	PAC	PMF - PRIMARY FIRE
Master/Subsidiary Producer	228561 - SWETT & CRAWFORD OF GEORGIA INC	MCC	0080200 - Property-Exclud Westchest A&E

BCO			Adjuster												
Claim			Supervisor												
			Plant / Div Location Cd												
Sub Ltr	Occurrence ID	Proc AIM	Event Date	Made Date	Report Date	Close Date	Reopen Date	State	Desc	Claimant	Status	Gross Paid Loss	Gross Paid Expense	Gross Outstanding	Gross Incurred Loss
												\$0	\$0	\$0	\$0

Subtotal												\$0	\$0	\$0	\$0
Grand Total												\$0	\$0	\$0	\$0



## Loss Run Dated - 05/31/2015

---

**Houston Community College System****Account No: 346863**

Policy Term: 09/01/2015 - 09/01/2016

Policy Numbers:

Broker Company: Swett &amp; Crawford

**No Claims found for this policy**

---

**Houston Community College System****Account No: 287160**

Policy Term: 09/01/2014 - 09/01/2015

Policy Numbers: 10T029659-02387-14 7DA3CM0002321-00 AMP7522874-01 AMR-39690 CPP9652758-05  
HAN-12369-00 LEX-084297177-00 MSP-11408-05 USI-12362-00

Broker Company: Swett &amp; Crawford

**No Claims found for this policy**

---

**Houston Community College System****Account No: 236097**

Policy Term: 09/01/2013 - 09/01/2014

Policy Numbers: AMP7522874-00 AMR-34506 CPP9652758-04 MSP-11408-04

Broker Company: Swett &amp; Crawford

**No Claims found for this policy**

---

**Houston Community College System****Account No: 203809**

Policy Term: 09/01/2012 - 09/01/2013

Policy Numbers: AMR-31256 CPP9652758-03 MSP-11408-03

Broker Company: Swett &amp; Crawford

**No Claims found for this policy**

---

**Houston Community College System****Account No: 172688**

Policy Term: 09/01/2011 - 09/01/2012

Policy Numbers: AMR-28858 CPP9652758-02 D7A3CM0002193-01 MSP-11408-02

Broker Company: Swett &amp; Crawford

**No Claims found for this policy**

---

**Houston Community College System**

Account No: 146907

Policy Term: 09/01/2010 - 09/01/2011

Policy Numbers: AMR-26865 CPP9652758-01 D7A3CM0002193-00 MSP-11408-01

Broker Company: Swett &amp; Crawford

**No Claims found for this policy**

---

**Houston Community College System**

Account No: 102902

Policy Term: 09/01/2009 - 09/01/2010

Policy Numbers: AMR-25132 CPP9652758 MSP-11408

Broker Company: Swett &amp; Crawford

**No Claims found for this policy**

---

	Loss Paid	Expense Paid	Loss Reserve	Expense Reserve	Total Incurred
--	-----------	--------------	--------------	-----------------	----------------

<b>Total All Years:</b>					
-------------------------	--	--	--	--	--





## Advanced Claims Loss Run Report (AC)

Insured Name: Houston Community College System  
 Policy Number: ESP003515600  
 Policy Period: 09/01/2009 - 09/01/2010

Report ran by: AKuhnel  
 Report run date: Jun 23, 2015 9:42:37 AM

Claim	Handler	Date Closed	Claimant	Additional Insured/ Location	State	Date of Loss	Date Reported	Loss Description	Currency Code	Indemnity Paid	Expense Paid	Medical Paid
<b>Total Claims : 0</b>												

The reserves reflected on this loss run represent estimates of exposure and expenses based upon currently available information. Final incurred amounts for these claims may be less than, equal to, or greater than currently posted reserves as investigation and/or litigation continues. No representation is therefore made as to their ultimate accuracy. Arch Insurance Group considers these reserve figures to be proprietary information, that should not be disclosed to third parties without the express written consent of Arch.

**FILES LISTED ARE THOSE FILES REPORTED TO ARCH PURSUANT TO THE POLICY. THIS POLICY MAY CARRY AN SIR AND ADDITIONAL CLAIMS MAY HAVE BEEN REPORTED TO THE INSURED OR THEIR CLAIM HANDLING T.P.A. THAT ARE NOT REFLECTED HERE .ARCH INSURANCE HAS AN ESTABLISHED POLICY OF NOT RELEASING RESERVES ON OPEN FIRST PARTY PROPERTY LOSSES.**



## Advanced Claims Loss Run Report (AC)

Insured Name: Houston Community College System  
 Policy Number: ESP004019000  
 Policy Period: 09/01/2010 - 09/01/2011

Report ran by: AKuhnel  
 Report run date: Jun 23, 2015 9:42:37 AM

Claim	Handler	Date Closed	Claimant	Additional Insured/ Location	State	Date of Loss	Date Reported	Loss Description	Currency Code	Indemnity Paid	Expense Paid	Medical Paid
<b>Total Claims : 0</b>												

The reserves reflected on this loss run represent estimates of exposure and expenses based upon currently available information. Final incurred amounts for these claims may be less than, equal to, or greater than currently posted reserves as investigation and/or litigation continues. No representation is therefore made as to their ultimate accuracy. Arch Insurance Group considers these reserve figures to be proprietary information, that should not be disclosed to third parties without the express written consent of Arch.

**FILES LISTED ARE THOSE FILES REPORTED TO ARCH PURSUANT TO THE POLICY. THIS POLICY MAY CARRY AN SIR AND ADDITIONAL CLAIMS MAY HAVE BEEN REPORTED TO THE INSURED OR THEIR CLAIM HANDLING T.P.A. THAT ARE NOT REFLECTED HERE .ARCH INSURANCE HAS AN ESTABLISHED POLICY OF NOT RELEASING RESERVES ON OPEN FIRST PARTY PROPERTY LOSSES.**



## Advanced Claims Loss Run Report (AC)

Insured Name: Houston Community College System  
 Policy Number: ESP004595900  
 Policy Period: 09/01/2011 - 09/01/2012

Report ran by: AKuhnel  
 Report run date: Jun 23, 2015 9:42:37 AM

Claim	Handler	Date Closed	Claimant	Additional Insured/ Location	State	Date of Loss	Date Reported	Loss Description	Currency Code	Indemnity Paid	Expense Paid	Medical Paid
<b>Total Claims: 0</b>												

The reserves reflected on this loss run represent estimates of exposure and expenses based upon currently available information. Final incurred amounts for these claims may be less than, equal to, or greater than currently posted reserves as investigation and/or litigation continues. No representation is therefore made as to their ultimate accuracy. Arch Insurance Group considers these reserve figures to be proprietary information, that should not be disclosed to third parties without the express written consent of Arch.

**FILES LISTED ARE THOSE FILES REPORTED TO ARCH PURSUANT TO THE POLICY. THIS POLICY MAY CARRY AN SIR AND ADDITIONAL CLAIMS MAY HAVE BEEN REPORTED TO THE INSURED OR THEIR CLAIM HANDLING T.P.A. THAT ARE NOT REFLECTED HERE. ARCH INSURANCE HAS AN ESTABLISHED POLICY OF NOT RELEASING RESERVES ON OPEN FIRST PARTY PROPERTY LOSSES.**



## Advanced Claims Loss Run Report (AC)

Insured Name: Houston Community College System  
 Policy Number: ESP004596100  
 Policy Period: 09/01/2011 - 09/01/2012

Report ran by: AKuhnel  
 Report run date: Jun 23, 2015 9:42:37 AM

Claim	Handler	Date Closed	Claimant	Additional Insured/ Location	State	Date of Loss	Date Reported	Loss Description	Currency Code	Indemnity Paid	Expense Paid	Medical Paid
<b>Total Claims : 0</b>												

The reserves reflected on this loss run represent estimates of exposure and expenses based upon currently available information. Final incurred amounts for these claims may be less than, equal to, or greater than currently posted reserves as investigation and/or litigation continues. No representation is therefore made as to their ultimate accuracy. Arch Insurance Group considers these reserve figures to be proprietary information, that should not be disclosed to third parties without the express written consent of Arch.

**FILES LISTED ARE THOSE FILES REPORTED TO ARCH PURSUANT TO THE POLICY. THIS POLICY MAY CARRY AN SIR AND ADDITIONAL CLAIMS MAY HAVE BEEN REPORTED TO THE INSURED OR THEIR CLAIM HANDLING T.P.A. THAT ARE NOT REFLECTED HERE. ARCH INSURANCE HAS AN ESTABLISHED POLICY OF NOT RELEASING RESERVES ON OPEN FIRST PARTY PROPERTY LOSSES.**



## Advanced Claims Loss Run Report (AC)

Insured Name: Houston Community College System  
 Policy Number: ESP00514-1000  
 Policy Period: 09/01/2012 - 09/01/2013

Report ran by: AKuhnel  
 Report run date: Jun 23, 2015 9:42:37 AM

Claim	Handler	Date Closed	Claimant	Additional Insured/ Location	State	Date of Loss	Date Reported	Loss Description	Currency Code	Indemnity Paid	Expense Paid	Medical Paid
<b>Total Claims : 0</b>												

The reserves reflected on this loss run represent estimates of exposure and expenses based upon currently available information. Final incurred amounts for these claims may be less than, equal to, or greater than currently posted reserves as investigation and/or litigation continues. No representation is therefore made as to their ultimate accuracy. Arch Insurance Group considers these reserve figures to be proprietary information, that should not be disclosed to third parties without the express written consent of Arch.

**FILES LISTED ARE THOSE FILES REPORTED TO ARCH PURSUANT TO THE POLICY. THIS POLICY MAY CARRY AN SIR AND ADDITIONAL CLAIMS MAY HAVE BEEN REPORTED TO THE INSURED OR THEIR CLAIM HANDLING T.P.A. THAT ARE NOT REFLECTED HERE .ARCH INSURANCE HAS AN ESTABLISHED POLICY OF NOT RELEASING RESERVES ON OPEN FIRST PARTY PROPERTY LOSSES.**



## Advanced Claims Loss Run Report (AC)

Insured Name: HOUSTON COMMUNITY COLLEGE SYSTEM  
 Policy Number: ESP730064300  
 Policy Period: 09/01/2013 - 09/01/2014

Report ran by: AKuhnel  
 Report run date: Jun 23, 2015 9:42:37 AM

Claim	Handler	Date Closed	Claimant	Additional Insured/ Location	State	Date of Loss	Date Reported	Loss Description	Currency Code	Indemnity Paid	Expense Paid	Medical Paid
<b>Total Claims: 0</b>												

The reserves reflected on this loss run represent estimates of exposure and expenses based upon currently available information. Final incurred amounts for these claims may be less than, equal to, or greater than currently posted reserves as investigation and/or litigation continues. No representation is therefore made as to their ultimate accuracy. Arch Insurance Group considers these reserve figures to be proprietary information, that should not be disclosed to third parties without the express written consent of Arch.

**FILES LISTED ARE THOSE FILES REPORTED TO ARCH PURSUANT TO THE POLICY. THIS POLICY MAY CARRY AN SIR AND ADDITIONAL CLAIMS MAY HAVE BEEN REPORTED TO THE INSURED OR THEIR CLAIM HANDLING T.P.A. THAT ARE NOT REFLECTED HERE. ARCH INSURANCE HAS AN ESTABLISHED POLICY OF NOT RELEASING RESERVES ON OPEN FIRST PARTY PROPERTY LOSSES.**



## Advanced Claims Loss Run Report (AC)

Insured Name: HOUSTON COMMUNITY COLLEGE SYSTEM  
 Policy Number: ESP730064301  
 Policy Period: 09/01/2014 - 09/01/2015

Report ran by: AKuhnel  
 Report run date: Jun 23, 2015 9:42:37 AM

Claim	Handler	Date Closed	Claimant	Additional Insured/ Location	State	Date of Loss	Date Reported	Loss Description	Currency Code	Indemnity Paid	Expense Paid	Medical Paid
<b>Total Claims: 0</b>												

The reserves reflected on this loss run represent estimates of exposure and expenses based upon currently available information. Final incurred amounts for these claims may be less than, equal to, or greater than currently posted reserves as investigation and/or litigation continues. No representation is therefore made as to their ultimate accuracy. Arch Insurance Group considers these reserve figures to be proprietary information, that should not be disclosed to third parties without the express written consent of Arch.

**FILES LISTED ARE THOSE FILES REPORTED TO ARCH PURSUANT TO THE POLICY. THIS POLICY MAY CARRY AN SIR AND ADDITIONAL CLAIMS MAY HAVE BEEN REPORTED TO THE INSURED OR THEIR CLAIM HANDLING T.P.A. THAT ARE NOT REFLECTED HERE. ARCH INSURANCE HAS AN ESTABLISHED POLICY OF NOT RELEASING RESERVES ON OPEN FIRST PARTY PROPERTY LOSSES.**



## AXIS INSURANCE LOSS RUN

INSURED: HOUSTON COMMUNITY COLLEGE SYSTEM  
PRODUCER: SWETT & CRAWFORD OF GEORGIA, INC. [NEW YORK]

REPORT RUN DATE: 6/23/2015  
# OF POLICY TERMS: 5

### Loss Run Summary

Policy Term	Policy Type	# of Claims	Open Claims	Losses Paid	Expenses Paid	Recovered	Total Incurred
Policy #: 742444/01/2010/0000/000							
9/1/2010 - 9/1/2011	PROPERTY	0	0	\$0.00	\$0.00	\$0.00	\$0.00
Policy #: 742444/01/2011/0000/000							
9/1/2011 - 9/1/2012	PROPERTY	0	0	\$0.00	\$0.00	\$0.00	\$0.00
Policy #: 742444/01/2012/0000/000							
9/1/2012 - 9/1/2013	PROPERTY	0	0	\$0.00	\$0.00	\$0.00	\$0.00
Policy #: 742444/01/2013/0000/000							
9/1/2013 - 9/1/2014	PROPERTY	0	0	\$0.00	\$0.00	\$0.00	\$0.00
Policy #: 742444/01/2014/0000/000							
9/1/2014 - 9/1/2015	PROPERTY	0	0	\$0.00	\$0.00	\$0.00	\$0.00
<b>TOTALS:</b>		<b>0</b>	<b>0</b>	<b>\$0.00</b>	<b>\$0.00</b>	<b>\$0.00</b>	<b>\$0.00</b>

#### IMPORTANT NOTICE

The information in this report is the property of AXIS. The information contained herein is provided "as is" and had not been audited or reviewed. AXIS makes no representation as to the accuracy of this information. It is being made available for information purposes only and is not intended to and should not be relied on to comply with any statute, regulation or other legal or regulatory requirement. AXIS reserves the right at our discretion to withhold specific loss information. By receiving this information, recipient acknowledges and agrees that: 1) AXIS is providing this information based on the recipient's expressed representation that recipient is requesting such information on behalf of and/or with the consent of recipient's customer; 2) Recipient will use this information only for its own internal purposes or for such purposes authorized by recipient's customer; 3) Such information is confidential and proprietary and may be subject to privacy laws, regulations or other legal requirement; 4) Recipient agrees to protect and safeguard the information from unauthorized use or disclosure.

**Please contact your AXIS representative/office with any questions regarding the content of this AXIS Loss Run report**





# AXIS INSURANCE LOSS RUN

INSURED: HOUSTON COMMUNITY COLLEGE SYSTEM  
PRODUCER: SWETT & CRAWFORD OF GEORGIA, INC. [NEW YORK]

REPORT RUN DATE: 6/23/2015  
# OF POLICY TERMS: 5

**Loss Run Detail - Policy Term: 9/1/2010 - 9/1/2011 Policy #: 742444/01/2010/0000/000**

Claim #:	Loss State:	Loss Date:	Claims Status:	Claimant(s):
Total Losses Paid:	Total Expenses Paid:		Total Recovered:	Total Incurred:
Coverage:	Loss Description:			

No losses for this period

**Loss Run Detail - Policy Term: 9/1/2011 - 9/1/2012 Policy #: 742444/01/2011/0000/000**

Claim #:	Loss State:	Loss Date:	Claims Status:	Claimant(s):
Total Losses Paid:	Total Expenses Paid:		Total Recovered:	Total Incurred:
Coverage:	Loss Description:			

No losses for this period

**Loss Run Detail - Policy Term: 9/1/2012 - 9/1/2013 Policy #: 742444/01/2012/0000/000**

Claim #:	Loss State:	Loss Date:	Claims Status:	Claimant(s):
Total Losses Paid:	Total Expenses Paid:		Total Recovered:	Total Incurred:
Coverage:	Loss Description:			

No losses for this period

**Loss Run Detail - Policy Term: 9/1/2013 - 9/1/2014 Policy #: 742444/01/2013/0000/000**

Claim #:	Loss State:	Loss Date:	Claims Status:	Claimant(s):
Total Losses Paid:	Total Expenses Paid:		Total Recovered:	Total Incurred:
Coverage:	Loss Description:			

No losses for this period

**Loss Run Detail - Policy Term: 9/1/2014 - 9/1/2015 Policy #: 742444/01/2014/0000/000**

Claim #:	Loss State:	Loss Date:	Claims Status:	Claimant(s):
Total Losses Paid:	Total Expenses Paid:		Total Recovered:	Total Incurred:
Coverage:	Loss Description:			

No losses for this period

### IMPORTANT NOTICE

The information in this report is the property of AXIS. The information contained herein is provided "as is" and had not been audited or reviewed. AXIS makes no representation as to the accuracy of this information. It is being made available for information purposes only and is not intended to and should not be relied on to comply with any statute, regulation or other legal or regulatory requirement. AXIS reserves the right at our discretion to withhold specific loss information. By receiving this information, recipient acknowledges and agrees that: 1) AXIS is providing this information based on the recipient's expressed representation that recipient is requesting such information on behalf of and/or with the consent of recipient's customer; 2) Recipient will use this information only for its own internal purposes or for such purposes authorized by recipient's customer; 3) Such information is confidential and proprietary and may be subject to privacy laws, regulations or other legal requirement; 4) Recipient agrees to protect and safeguard the information from unauthorized use or disclosure.

*Please contact your AXIS representative/office with any questions regarding the content of this AXIS Loss Run report*



# AXIS INSURANCE LOSS RUN

INSURED: HOUSTON COMMUNITY COLLEGE SYSTEM  
PRODUCER: SWETT & CRAWFORD OF GEORGIA, INC. [NEW YORK]

REPORT RUN DATE: 6/23/2015  
# OF POLICY TERMS: 1

## Loss Run Summary

Policy Term	Policy Type	# of Claims	Open Claims	Losses Paid	Expenses Paid	Recovered	Total Incurred
Policy #: 782989/01/2014/0000/000							
9/1/2014 - 9/1/2015	PROPERTY	0	0	\$0.00	\$0.00	\$0.00	\$0.00
<b>TOTALS:</b>		<b>0</b>	<b>0</b>	<b>\$0.00</b>	<b>\$0.00</b>	<b>\$0.00</b>	<b>\$0.00</b>

### IMPORTANT NOTICE

The information in this report is the property of AXIS. The information contained herein is provided "as is" and had not been audited or reviewed. AXIS makes no representation as to the accuracy of this information. It is being made available for information purposes only and is not intended to and should not be relied on to comply with any statute, regulation or other legal or regulatory requirement. AXIS reserves the right at our discretion to withhold specific loss information. By receiving this information, recipient acknowledges and agrees that: 1) AXIS is providing this information based on the recipient's expressed representation that recipient is requesting such information on behalf of and/or with the consent of recipient's customer; 2) Recipient will use this information only for its own internal purposes or for such purposes authorized by recipient's customer; 3) Such information is confidential and proprietary and may be subject to privacy laws, regulations or other legal requirement; 4) Recipient agrees to protect and safeguard the information from unauthorized use or disclosure.

**Please contact your AXIS representative/office with any questions regarding the content of this AXIS Loss Run report**



## AXIS INSURANCE LOSS RUN

INSURED: HOUSTON COMMUNITY COLLEGE SYSTEM  
PRODUCER: SWETT & CRAWFORD OF GEORGIA, INC. [NEW YORK]

REPORT RUN DATE: 6/23/2015  
# OF POLICY TERMS: 1

**Loss Run Detail - Policy Term: 9/1/2014 - 9/1/2015 Policy #: 782989/01/2014/0000/000**

<b>Claim #:</b>	<b>Loss State:</b>	<b>Loss Date:</b>	<b>Claims Status:</b>	<b>Claimant(s):</b>
<b>Total Losses Paid:</b>	<b>Total Expenses Paid:</b>		<b>Total Recovered:</b>	<b>Total Incurred:</b>
<b>Coverage:</b>	<b>Loss Description:</b>			

**No losses for this period**

### IMPORTANT NOTICE

The information in this report is the property of AXIS. The information contained herein is provided "as is" and had not been audited or reviewed. AXIS makes no representation as to the accuracy of this information. It is being made available for information purposes only and is not intended to and should not be relied on to comply with any statute, regulation or other legal or regulatory requirement. AXIS reserves the right at our discretion to withhold specific loss information. By receiving this information, recipient acknowledges and agrees that: 1) AXIS is providing this information based on the recipient's expressed representation that recipient is requesting such information on behalf of and/or with the consent of recipient's customer; 2) Recipient will use this information only for its own internal purposes or for such purposes authorized by recipient's customer; 3) Such information is confidential and proprietary and may be subject to privacy laws, regulations or other legal requirement; 4) Recipient agrees to protect and safeguard the information from unauthorized use or disclosure.

***Please contact your AXIS representative/office with any questions regarding the content of this AXIS Loss Run report***



100 Federal Street, 20th Floor  
Boston MA 02110

Loss Value as of	6/23/2015
Insured Name	Houston Community College System Foundation
Policy Number	42-XPR-000041-01
Policy Period	9/1/2013 - 9/1/2014
Policy Type	Commercial Property - Excess

Claim #	Loss Location	Loss State	D/L	D/R	Loss Cause	CAT Code	Status	Closed Date	Loss Paid	Lae Paid	Loss Reserve	Lae Reserve	Recoveries Received	Total Incurred
									\$ -					\$ -
									\$ -					\$ -

No Claims Reported  
6/23/2015

TOTAL

Loss Paid	Lae Paid	Loss Reserve	Lae Reserve	Recoveries Received	Total Incurred
\$ -	\$ -	\$ -	\$ -	\$ -	\$ -



100 Federal Street, 20th Floor  
Boston MA 02110

Loss Value as of	6/23/2015
Insured Name	Houston Community College System Foundation
Policy Number	42-PRP-000041-02
Policy Period	9/1/2014 - 9/1/2015
Policy Type	Commercial Property - Primary

Claim #	Loss Location	Loss State	D/L	D/R	Loss Cause	CAT Code	Status	Closed Date	Loss Paid	Lae Paid	Loss Reserve	Lae Reserve	Recoveries Received	Total Incurred
									\$ -					\$ -
									\$ -					\$ -

No Claims Reported  
6/23/2015

TOTAL

Loss Paid	Lae Paid	Loss Reserve	Lae Reserve	Recoveries Received	Total Incurred
\$ -	\$ -	\$ -	\$ -	\$ -	\$ -

Insured: HOUSTON COMMUNITY COLLEGE

Policy Number: CA3X000368

Policy Period: 09/01/2014-09/01/2015

LOB:

EVEREST LOSS RUN

as of Jun 01 2015



Claim Number	Date of Loss	Description of Loss	Claimant Name	Indemnity Paid	Medical Paid	Expense Paid	Subro/	Deductible/	Total Paid
Claim Status	Date Reported	Cause of Loss	Driver/Class Cd	Indemnity Reserve	Medical Reserve	Expense Reserve	Salvage	Recovery	Total Reserve
Closed Date	Days Between	Loss Location	Loss Subline	Indemnity Incurred	Medical Incurred	Expense Incurred			Total Incurred
		No Claims for this Policy Period		0.00	0.00	0.00			0.00
				0.00	0.00	0.00			0.00
	0			0.00	0.00	0.00	0.00	0.00	0.00
Sub Total for SubLine: . : 0				0.00	0.00	0.00			0.00
				0.00	0.00	0.00			0.00
				0.00	0.00	0.00	0.00	0.00	0.00
Sub Total for Line Of Business: . : 0				0.00	0.00	0.00			0.00
				0.00	0.00	0.00			0.00
				0.00	0.00	0.00	0.00	0.00	0.00
Sub Total for Policy Number: CA3X000368-141 : 0				0.00	0.00	0.00			0.00
				0.00	0.00	0.00			0.00
				0.00	0.00	0.00	0.00	0.00	0.00

Insured: HOUSTON COMMUNITY COLLEGE

Policy Number: CA3X000368

Policy Period: 09/01/2013-09/01/2014

LOB:

EVEREST LOSS RUN

as of Jun 01 2015



Claim Number	Date of Loss	Description of Loss	Claimant Name	Indemnity Paid	Medical Paid	Expense Paid	Subro/	Deductible/	Total Paid
Claim Status	Date Reported	Cause of Loss	Driver/Class Cd	Indemnity Reserve	Medical Reserve	Expense Reserve	Salvage	Recovery	Total Reserve
Closed Date	Days Between	Loss Location	Loss Subline	Indemnity Incurred	Medical Incurred	Expense Incurred			Total Incurred
		No Claims for this Policy Period		0.00	0.00	0.00			0.00
				0.00	0.00	0.00			0.00
	0			0.00	0.00	0.00	0.00	0.00	0.00
Sub Total for SubLine: . : 0				0.00	0.00	0.00			0.00
				0.00	0.00	0.00			0.00
				0.00	0.00	0.00	0.00	0.00	0.00
Sub Total for Line Of Business: . : 0				0.00	0.00	0.00			0.00
				0.00	0.00	0.00			0.00
				0.00	0.00	0.00	0.00	0.00	0.00
Sub Total for Policy Number: CA3X000368-131 : 0				0.00	0.00	0.00			0.00
				0.00	0.00	0.00			0.00
				0.00	0.00	0.00	0.00	0.00	0.00

Insured: HOUSTON COMMUNITY COLLEGE

Policy Number: CA3X000368

Policy Period: 09/01/2012-09/01/2013

LOB:

EVEREST LOSS RUN

as of Jun 01 2015



Claim Number	Date of Loss	Description of Loss	Claimant Name	Indemnity Paid	Medical Paid	Expense Paid	Subro/ Salvage	Deductible/ Recovery	Total Paid
Claim Status	Date Reported	Cause of Loss	Driver/Class Cd	Indemnity Reserve	Medical Reserve	Expense Reserve			Total Reserve
Closed Date	Days Between	Loss Location	Loss Subline	Indemnity Incurred	Medical Incurred	Expense Incurred			Total Incurred
		No Claims for this Policy Period		0.00	0.00	0.00			0.00
				0.00	0.00	0.00			0.00
	0			0.00	0.00	0.00	0.00	0.00	0.00
Sub Total for SubLine: . : 0				0.00	0.00	0.00			0.00
				0.00	0.00	0.00			0.00
				0.00	0.00	0.00	0.00	0.00	0.00
Sub Total for Line Of Business: . : 0				0.00	0.00	0.00			0.00
				0.00	0.00	0.00			0.00
				0.00	0.00	0.00	0.00	0.00	0.00
Sub Total for Policy Number: CA3X000368-121 : 0				0.00	0.00	0.00			0.00
				0.00	0.00	0.00			0.00
				0.00	0.00	0.00	0.00	0.00	0.00
Grand Total of Selected Years for Policy Number: CA3X000368 : 0				0.00	0.00	0.00			0.00
				0.00	0.00	0.00			0.00
				0.00	0.00	0.00	0.00	0.00	0.00





# Loss Run Feature Level Report

Houston Community College System

Data as of: 06/22/2015

<b>Policy # 01CPQ0901001</b>	<b>Product:</b> All Risk	<b>P/E :</b> Excess	<b>Term:</b> 9/1/2009-9/1/2010
<b>No Claims for this Policy</b>			
<b>Policy # 000621301</b>	<b>Product:</b> All Risk	<b>P/E :</b> Excess	<b>Term:</b> 9/1/2010-9/1/2011
<b>No Claims for this Policy</b>			
<b>Policy # 000621302</b>	<b>Product:</b> All Risk	<b>P/E :</b> Excess	<b>Term:</b> 9/1/2011-9/1/2012
<b>No Claims for this Policy</b>			
<b>Policy # 000621303</b>	<b>Product:</b> All Risk	<b>P/E :</b> Excess	<b>Term:</b> 9/1/2012-9/1/2013
<b>No Claims for this Policy</b>			
<b>Policy # 001440100</b>	<b>Product:</b> All Risk	<b>P/E :</b> Excess	<b>Term:</b> 9/1/2012-9/1/2013
<b>No Claims for this Policy</b>			
<b>Policy # 000621304</b>	<b>Product:</b> All Risk	<b>P/E :</b> Excess	<b>Term:</b> 9/1/2013-9/1/2014
<b>No Claims for this Policy</b>			
<b>Policy # 001440101</b>	<b>Product:</b> All Risk	<b>P/E :</b> Excess	<b>Term:</b> 9/1/2013-9/1/2014
<b>No Claims for this Policy</b>			
<b>Policy # 000621305</b>	<b>Product:</b> All Risk	<b>P/E :</b> Primary	<b>Term:</b> 9/1/2014-9/1/2015
<b>No Claims for this Policy</b>			
<b>Policy # 001440102</b>	<b>Product:</b> All Risk	<b>P/E :</b> Excess	<b>Term:</b> 9/1/2014-9/1/2015
<b>No Claims for this Policy</b>			

**Policy :** 0025032208-041-001 HOUSTON COMMUNITY COLLEGE, INC  
0025032208-041-000 HOUSTON COMMUNITY COLLEGE, INC

**Filters:** Status = ALL

**Requester ID:** 518717

**Report Date / Time:** 06/23/2015 10:12 EST

**Valuation Date:** 05/31/2015

**Source:** U.S.

The AIG Loss Run is a detail report, providing claim and financial information.

Run additional reports using IntelliRisk at <https://aig.com/ir>.

Certain claim information may not be available in this report, since data availability can vary based on the insurance program or benefit state (due to regulatory considerations.)

Some of the content contained in this report is subject to confidentiality laws and may be privileged. This report is intended for review and use by authorized representatives of the insured or other parties authorized by the insured. If you are not the intended recipient, you are hereby notified that any disclosure, copy or distribution of this information is strictly prohibited, as is the taking of any action by you in reliance on its contents. If you received this communication in error, please notify us immediately.

**AIG Loss Run  
Lexington**

Policy : 0025032208-041-000 HOUSTON COMMUNITY COLLEGE, INC 09/01/2013 - 09/01/2014

Report Date / Time: 06/23/2015 10:12 EST  
Valuation Date: 05/31/2015  
Currency: USD

Claimant Name	OneClaim #	Div/H.O.	Major Class Code/Description	Indemnity Paid	Alloc Exp Paid	Reserves	Total Recoveries	Total Incurred
Claim #	Receipt Date	Status	Loss Description					
Loss Date		Closed Date						
Loss State			Adjuster Email					
		093/						
			No Claims for Policy 0025032208-041-000 / Criteria	.00	.00	.00	.00	.00
<b>Pol-Asco-Mod: 0025032208-041-000</b>				<b>Claim Count = 0</b>	<b>.00</b>	<b>.00</b>	<b>.00</b>	<b>.00</b>

Adjusting Expenses are excluded in the financial information.

**AIG Loss Run  
Lexington**

Policy : 0025032208-041-001 HOUSTON COMMUNITY COLLEGE, INC 09/01/2014 - 09/01/2015

Report Date / Time: 06/23/2015 10:12 EST  
Valuation Date: 05/31/2015  
Currency: USD

Claimant Name	OneClaim #	Div/H.O. Status	Major Class Code/Description	Indemnity Paid	Alloc Exp Paid	Reserves	Total Recoveries	Total Incurred
Claim #	Receipt Date	Closed Date	Loss Description					
Loss Date			Adjuster Email					
Loss State								
093/								
No Claims for Policy 0025032208-041-001 / Criteria				.00	.00	.00	.00	.00
<b>Pol-Asco-Mod: 0025032208-041-001</b>				<b>Claim Count = 0</b>	<b>.00</b>	<b>.00</b>	<b>.00</b>	<b>.00</b>
<b>Totals For Policy: 0025032208</b>				<b>Claim Count = 0</b>	<b>.00</b>	<b>.00</b>	<b>.00</b>	<b>.00</b>
<b>Lexington Report Totals:</b>				<b>Claim Count = 0</b>	<b>.00</b>	<b>.00</b>	<b>.00</b>	<b>.00</b>

Adjusting Expenses are excluded in the financial information.



Markel Online

## Loss Run Report

### Loss Run Report

Choose an Insured from the dropdown list to get a summary of all policies and editions for a named Insured. You can also click on the dropdown control and start typing the Insured's Name.

Choose an Insured from the List:    Include Expired

Or enter a Policy Number to get a summary for a specific policy number only.

Policy Number:

[Create Report](#)

### External Loss Run Report

We currently do not have online reports available for Garage or certain Excess and Umbrella policies. If you are unable to locate your loss run information, please submit a request to: [lossruns@markelcorp.com](mailto:lossruns@markelcorp.com).

[Export to Excel](#) - Requires MS Excel. This will create and format the current loss run information below into an Excel Spreadsheet.

Loss Runs For: Swett & Crawford

Summary for Insured Name: Houston Community College System Report Date: 6/23/2015

Policy Number	Effective Date	Expiration Date	Claim Count		Indemnity	LAE	Total
ESP3878-0	9/1/2005	9/1/2006	0	Paid Reserved: Incurred:	\$0 \$0 \$0	\$0 \$0 \$0	\$0 \$0 \$0
ESP4890-0	9/1/2006	9/1/2007	0	Paid Reserved: Incurred:	\$0 \$0 \$0	\$0 \$0 \$0	\$0 \$0 \$0
ESP5481-0	9/1/2007	9/1/2008	0	Paid Reserved: Incurred:	\$0 \$0 \$0	\$0 \$0 \$0	\$0 \$0 \$0
ESP6177-0	9/1/2008	9/1/2009	0	Paid Reserved: Incurred:	\$0 \$0 \$0	\$0 \$0 \$0	\$0 \$0 \$0
ESP6626-0	9/1/2009	9/1/2010	0	Paid Reserved: Incurred:	\$0 \$0 \$0	\$0 \$0 \$0	\$0 \$0 \$0
ESP6978-0	9/1/2010	9/1/2011	0	Paid Reserved: Incurred:	\$0 \$0 \$0	\$0 \$0 \$0	\$0 \$0 \$0
ESP7311-0	9/1/2011	9/1/2012	0	Paid	\$0	\$0	\$0
Totals	Policy Count = 10		0		\$0	\$0	\$0

Policy Number	Effective Date	Expiration Date	Claim Count		Indemnity	LAE	Total
				Reserved:	\$0	\$0	\$0
				Incurred:	\$0	\$0	\$0
ESP7765-0	9/1/2012	9/1/2013	0	Paid	\$0	\$0	\$0
				Reserved:	\$0	\$0	\$0
				Incurred:	\$0	\$0	\$0
ESP8279-0	9/1/2013	9/1/2014	0	Paid	\$0	\$0	\$0
				Reserved:	\$0	\$0	\$0
				Incurred:	\$0	\$0	\$0
MKLX10XP000934-0	9/1/2014	9/1/2015	0	Paid	\$0	\$0	\$0
				Reserved:	\$0	\$0	\$0
				Incurred:	\$0	\$0	\$0
Totals	Policy Count = 10		0		\$0	\$0	\$0



## Loss Run for NHT389148 - Houston Community College System

---

Insured Name:	<b>Houston Community College System</b>	Policy No:	NHT389148 0	Term:	9/1/2014 - 9/1/2015	Underwriter:	Forrest, Steven
Policy Limit:	\$9,666,667					Claim Prof:	N/a

---

*No claims exist for this policy year.*

---

---

Insured Name:	<b>Houston Community College System</b>	Policy No:	NHT383730 0	Term:	9/1/2013 - 9/1/2014	Underwriter:	Forrest, Steven
Policy Limit:	\$17,000,000					Claim Prof:	N/a

---

*No claims exist for this policy year.*

---

---

Insured Name:	<b>Houston Community College System</b>	Policy No:	LHT378143 0	Term:	9/1/2012 - 9/1/2013	Underwriter:	Forrest, Steven
Policy Limit:	\$17,000,000					Claim Prof:	N/a

---

*No claims exist for this policy year.*

---

---

Insured Name:	<b>Houston Community College System</b>	Policy No:	LHT373273 0	Term:	9/1/2011 - 9/1/2012	Underwriter:	Forrest, Steven
Policy Limit:	\$17,000,000					Claim Prof:	N/a

---

*No claims exist for this policy year.*

---

---

Insured Name:	<b>Houston Community College System</b>	Policy No:	LHT368693 0	Term:	9/1/2010 - 9/1/2011	Underwriter:	Forrest, Steven
Policy Limit:	\$17,000,000					Claim Prof:	N/a

---

*No claims exist for this policy year.*

---

---

Insured Name:	<b>Houston Community College System</b>	Policy No:	LHD364125 0	Term:	9/1/2009 - 9/1/2010	Underwriter:	Forrest, Steven
Policy Limit:	\$6,250,000					Claim Prof:	N/a

---

*No claims exist for this policy year.*

---

---

Insured Name:	<b>Houston Community College System</b>	Policy No:	LHD359367 0	Term:	9/1/2008 - 9/1/2009	Underwriter:	Forrest, Steven
---------------	---	------------	-------------	-------	---------------------	--------------	-----------------

---





# Loss Run for NHT389148 - Houston Community College System

Policy Limit: \$5,000,000 Claim Prof: N/a

No claims exist for this policy year.

Insured Name: **Houston Community College System** Policy No: LHD354330 0 Term: 9/1/2007 - 9/1/2008 Underwriter: Forrest, Steven

Policy Limit: \$5,000,000 Claim Prof: N/a

No claims exist for this policy year.

Insured Name: **Houston Community College System** Policy No: LHD348692 0 Term: 9/1/2006 - 9/1/2007 Underwriter: Forrest, Steven

Policy Limit: \$5,000,000 Claim Prof: N/a

No claims exist for this policy year.

Insured Name: **Houston Community College System** Policy No: NHD342731 0 Term: 9/1/2005 - 9/1/2006 Underwriter: Forrest, Steven

Policy Limit: \$5,000,000 Claim Prof: N/a

No claims exist for this policy year.

Total Gross Incurred	<u>Paid</u>	<u>Reserve</u>	<u>Incurred</u>
<u>Indemnity</u>	\$0.00	\$0.00	\$0.00
<u>Expense</u>	\$0.00	\$0.00	\$0.00
<u>Total</u>	\$0.00	\$0.00	\$0.00

**SCOTTSDALE INSURANCE COMPANY  
DETAIL LOSS INFORMATION FOR SELECTED POLICY**

[Print this report](#)

Data as of 06/22/2015 17:30 MST

**Agency Information**

REQUESTOR: 31713      REQUESTED DATE TIME: 06/23/2015 07:12:48      POLICY: FXS0000152      DEPT CODE: 0000F  
 INSURED:      HOUSTON COMMUNITY COLLEGE SYSTEM  
                  HOUSTON , TX  
 AGENT:      SWETT & CRAWFORD  
                  31713 -- NEW YORK , NY  
                  POLICY PERIOD 09/01/2014 TO 09/01/2015

**Claim Totals**

LOSS RESERVE	PAID LOSS	INCURRED LOSS	ALAE RESERVE	PAID ALAE	INCURRED ALAE	RECOVERY
0	0	0	0	0	0	0

STATUS:

**Policy Term Totals**

LOSS RESERVE	PAID LOSS	INCURRED LOSS	ALAE RESERVE	PAID ALAE	INCURRED ALAE	RECOVERY
0.00	0.00	0.00	0.00	0.00	0.00	0.00

**Policy Totals**

LOSS RESERVE	PAID LOSS	INCURRED LOSS	ALAE RESERVE	PAID ALAE	INCURRED ALAE	RECOVERY
0.00	0.00	0.00	0.00	0.00	0.00	0.00

**Agency Information**

REQUESTOR: 31713      REQUESTED DATE TIME: 06/23/2015 07:12:48      POLICY: CFS0203589      DEPT CODE: 0000F  
 INSURED:      HOUSTON COMMUNITY COLLEGE SYSTEM  
                  HOUSTON , TX  
 AGENT:      SWETT & CRAWFORD  
                  31713 -- NEW YORK , NY  
                  POLICY PERIOD 09/01/2013 TO 09/01/2014

**Claim Totals**

LOSS RESERVE	PAID LOSS	INCURRED LOSS	ALAE RESERVE	PAID ALAE	INCURRED ALAE	RECOVERY
0	0	0	0	0	0	0

STATUS:

**Policy Term Totals**

LOSS RESERVE	PAID LOSS	INCURRED LOSS	ALAE RESERVE	PAID ALAE	INCURRED ALAE	RECOVERY
0.00	0.00	0.00	0.00	0.00	0.00	0.00

**Policy Totals**

LOSS RESERVE	PAID LOSS	INCURRED LOSS	ALAE RESERVE	PAID ALAE	INCURRED ALAE	RECOVERY
0.00	0.00	0.00	0.00	0.00	0.00	0.00

O=OPEN/E=OPEN FOR ALAE/C=CLOSED/I=NON-RESERVED INCIDENT/D=DORMANT;an incident/RO open more than 90 days. Amounts shown do not reflect deductibles or payments below SIRs. See Total Recovery field for collected deds, salvage and/or subro.

**All claim data, including but not limited to notepad entries, displayed on the Scottsdale Insurance Company Portal are the sole property of Scottsdale Insurance Company. All data contained herein must be treated as confidential. Access to claim data through the Scottsdale Insurance Company Portal does not confer any rights in that data. Further, by accessing claim data in the Portal, the viewer expressly agrees to abide by and maintain the confidential and/or privileged status of data contained herein.**



# STARR SPECIALTY LINES INSURANCE AGENCY, LLC

Houston Community College System SLSTPTY10685514 44734260-00 T0234451401517				
Loss History				
Policy Year	DOL	Description of Loss	Status	Total Paid
9/01/2014 – 9/01/2015		No Known or Reported Losses		\$ 0.00
<b>Total</b>				<b>\$ 0.00</b>
<b>Total</b>				<b>\$ 0.00</b>
<b>Total All Policy Years</b>				

\*\*As of 6/15/2015 \*No reserve numbers will be give on Open status claims

# 4212 General Property External Loss Run Report



Important notice: This report has been approved for operational use as described in the description of the report purpose. However, the report should not be used for any other purpose than described and the CorSo Project Initiative does not assume any responsibility for usage of the output of this report outside the scope of its purpose.

Please make sure that you read the following 'known-issue'-list before you run any report in BOXI:

[http://web.swissre.com/webapp/ecc/?srid=8128645520&version=CURRENT&title=KnownIssues\\_Production.xls](http://web.swissre.com/webapp/ecc/?srid=8128645520&version=CURRENT&title=KnownIssues_Production.xls)

Report Information:	
Report Name	General Property External Loss Run Report
Last Refresh	6/23/1510:42:13 AM GMT-04:00
User Name	S85HK6
Universe & Report Version	Advanced Claims Universe , POINTSQL , 1.3
Specification Link	<a href="http://web.swissre.com/webapp/ecc/?srid=8149467142&amp;version=CURRENT&amp;title=CorSo_EP_OPS_req_4212.xlsx">http://web.swissre.com/webapp/ecc/?srid=8149467142&amp;version=CURRENT&amp;title=CorSo_EP_OPS_req_4212.xlsx</a>
Area	North American Property
Usage	On Demand
Business Owner	Jamie Miller
IT Owner	Carl Dodson
Report Description	Provide external clients a listing of loss details associated with a given policy that has been insured through a Swiss Re legal entity in an "on demand" basis. This report may be saved in both xls & PDF formats; distribution to externals in PDF format is suggested.

Selected Filter values:	
Insured Name:	HOUSTON COMMUNITY COLLEGE SYSTEM
Policy Number:	ALL
Legal Entity (MCO):	ALL
Business Unit:	1035200505



# 4212 General Property External Loss Run Report

Swiss Re Policy: AMS: 31372758 Effective Date : 9/1/09 Insured: HOUSTON COMMUNITY COLLEGE SYSTEM

Policy Number	Underwriting Year	Effective Date	Expiration Date	Claim Number	Legacy Claim Number	Current Claim Status	Date Of Loss	Location Of Loss	State of Loss	Loss Description	Loss Paid	Expense Paid	Incurred - Net of Recoveries	Currency
NAP 0450748 00	2009	01-Sep-2009	01-Sep-2010								0.00	0.00	0.00	
Totals of Policy:											\$0.00	\$0.00	0	

Swiss Re Policy: AMS: 31373364 Effective Date : 9/1/10 Insured: HOUSTON COMMUNITY COLLEGE SYSTEM

Policy Number	Underwriting Year	Effective Date	Expiration Date	Claim Number	Legacy Claim Number	Current Claim Status	Date Of Loss	Location Of Loss	State of Loss	Loss Description	Loss Paid	Expense Paid	Incurred - Net of Recoveries	Currency
NAP 0450748 01	2010	01-Sep-2010	01-Sep-2011								0.00	0.00	0.00	
Totals of Policy:											\$0.00	\$0.00	0	

Swiss Re Policy: AMS: 31374109 Effective Date : 9/1/11 Insured: HOUSTON COMMUNITY COLLEGE SYSTEM

Policy Number	Underwriting Year	Effective Date	Expiration Date	Claim Number	Legacy Claim Number	Current Claim Status	Date Of Loss	Location Of Loss	State of Loss	Loss Description	Loss Paid	Expense Paid	Incurred - Net of Recoveries	Currency
NAP 0450748 02	2011	01-Sep-2011	01-Sep-2012								0.00	0.00	0.00	
Totals of Policy:											\$0.00	\$0.00	0	

Swiss Re Policy: AMS: 31375148 Effective Date : 9/1/12 Insured: HOUSTON COMMUNITY COLLEGE SYSTEM

Policy Number	Underwriting Year	Effective Date	Expiration Date	Claim Number	Legacy Claim Number	Current Claim Status	Date Of Loss	Location Of Loss	State of Loss	Loss Description	Loss Paid	Expense Paid	Incurred - Net of Recoveries	Currency
NAP 0450748 03	2012	01-Sep-2012	01-Sep-2013								0.00	0.00	0.00	
Totals of Policy:											\$0.00	\$0.00	0	

Swiss Re Policy: AMS: 31376473 Effective Date : 9/1/13 Insured: HOUSTON COMMUNITY COLLEGE SYSTEM

Policy Number	Underwriting Year	Effective Date	Expiration Date	Claim Number	Legacy Claim Number	Current Claim Status	Date Of Loss	Location Of Loss	State of Loss	Loss Description	Loss Paid	Expense Paid	Incurred - Net of Recoveries	Currency
NAP 0450748 04	2013	01-Sep-2013	01-Sep-2014								0.00	0.00	0.00	
Totals of Policy:											\$0.00	\$0.00	0	

Swiss Re Policy: NAP 0450748 05 Effective Date : 9/1/14 Insured: HOUSTON COMMUNITY COLLEGE SYSTEM

Policy Number	Underwriting Year	Effective Date	Expiration Date	Claim Number	Legacy Claim Number	Current Claim Status	Date Of Loss	Location Of Loss	State of Loss	Loss Description	Loss Paid	Expense Paid	Incurred - Net of Recoveries	Currency
NAP 0450748 05	2014	01-Sep-2014	01-Sep-2015								0.00	0.00	0.00	
Totals of Policy:											\$0.00	\$0.00	0	

**Detail Loss Report**

**Losses From: 09/01/2008 To 06/23/2015**

Claimant	Adj Off	FP	Claim Number	Accident Date	Notice Date	Close Date	O/C	Total	Claim	Medical	Expense
----------	---------	----	--------------	---------------	-------------	------------	-----	-------	-------	---------	---------

No losses were found based on report selection criteria

**Detail Loss Report** Losses From: 09/01/2008 To 06/23/2015

**Report Parameters**

Report Name: Detail Loss  
Losses From: 09/01/2008 To 06/23/2015

SAI Number(s): 1954N0015

**Sorts**

<u>Sort Name</u>	<u>Sort Label</u>	<u>Subtotal</u>	<u>Page Break</u>
1. Policy Year	Policy Year	Y	N
2. Line of Insurance	Line of Insurance	Y	N

**Limiting Statements**

**Large Loss Limiting**

**Drill Down Limiting Criteria**

**Detail Loss Report**

**Losses From: 09/01/2014 To 06/23/2015**

Claimant	Adj Off	FP	Claim Number	Accident Date	Notice Date	Close Date	O/C	Total	Claim	Medical	Expense
----------	---------	----	--------------	---------------	-------------	------------	-----	-------	-------	---------	---------

No losses were found based on report selection criteria



**Detail Loss Report** Losses From: 09/01/2014 To 06/23/2015

**Report Parameters**

Report Name: Detail Loss  
Losses From: 09/01/2014 To 06/23/2015

SAI Number(s): 5206AA022

**Sorts**

<u>Sort Name</u>	<u>Sort Label</u>	<u>Subtotal</u>	<u>Page Break</u>
1. Policy Year	Policy Year	Y	N

**Limiting Statements**

**Large Loss Limiting**

**Drill Down Limiting Criteria**

**Exhibit D:**  
**List of Campuses where Registration  
is Held.**

# Houston Community College

## Registration Information

Registration is held on all campuses and online.

Most students register online

**Exhibit E:**

**Loss Information for Employee  
Dishonesty/Loss of Money**



Loss Run Report By Policy/Bond 104574034 (Houston Community College)

Date: 05/19/2015  
Time: 7:11:15 AM

Policy/Bond Claim	Eff Dt Exp Dt Notice Rcvd Dt	Account Number Agent Code Agent Name	Account Name Insured/Principal Claimant	Loss Pd Expense Pd Incurred	Cim Type Status Closed Dt
Number of claims found: 0					



Loss Run Report By Policy/Bond 105673896 (Houston Community College)

Date: 05/19/2015  
Time: 7:12:26 AM

Policy/Bond Claim	Eff Dt Exp Dt Notice Rcvd Dt	Account Number Agent Code Agent Name	Account Name Insured/Principal Claimant	Loss Pd Expense Pd Incurred	Clm Type Status Closed Dt
105673896	09/01/2012	6598814	HOUSTON COMMUNITY COLLEGE	0.00	Claim
T1311215	09/01/2013 07/16/2013	0JA745 HARCO INSURANCE SERVICES	Houston Community College	0.00	Closed
Number of claims found: 1				Not Available	03/07/2014

**Exhibit F:**  
**Information on Day Care Centers**

alice.lee

---

**From:** arthemise.foley  
**Sent:** Monday, June 08, 2015 11:40 AM  
**To:** alice.lee  
**Cc:** Gwen.Drumgoole; jaime.olivares; c.gostenhofer; pamela.norwood; genevieve.stevens  
**Subject:** RE: HCC Child Dev Lab Enrollment 2014-2015

Classroom	Age	Number Enrolled
Infants	0 - 18 months	11
Toddlers	18 - 35 months	7
Preschool	2 1/2-4 years	9
Preschool IV	4-5 years	7
		34

#### 2014-2015 Enrollment

---

**From:** alice.lee  
**Sent:** Monday, June 08, 2015 11:08 AM  
**To:** arthemise.foley  
**Cc:** Gwen.Drumgoole  
**Subject:** HCC Child Dev Lab Enrollment 2014-2015

Arthemise,

Risk Management is updating HCC Property & Casualty Insurance RFP for 2015/2016. Please review the enrollment chart below and provide the current child development lab enrollment numbers for 2014/2015.

Please email current enrollment to [gwen.drumgoole@hccs.edu](mailto:gwen.drumgoole@hccs.edu) or [alice.lee@hccs.edu](mailto:alice.lee@hccs.edu) asap or by Thursday, June 11, 2015.

If you have any questions, please feel free to contact Gwen Drumgoole at 85100.

Thanks.

*Alice Lee*  
Houston Community College  
Risk Management  
3100 Main  
Houston, TX 77002  
P: 713-718-5101  
EFax: 9-713-718-5177  
[alice.lee@hccs.edu](mailto:alice.lee@hccs.edu)

*The information in this email is confidential and may contain information that is privileged. It is intended solely for the addressee(s); access to anyone else is unauthorized. If you received this message in error, do not review, distribute or copy it. Please notify the sender by reply email immediately that you received the message in error and then delete the message and any attachments in its entirety.*



## **Exhibit G:**

**Loss Information for General Liability, Police,  
Professional Liability, Allied Health Professional Liability  
and Umbrella/Excess Liability**



**Claims detail Report for:**  
**Houston Community College System**  
**9/1/2009 - 6/11/2015**

[Redacted]												
Line of Business:		CGL										
131411	9/9/2009	CWP	N	\$1,000,000	\$0	\$0.00	\$0.00	\$0.00	\$0.00	\$0.00	\$0.00	\$0.00
Female student believes she is being stalked. [ELL, GLX,]												
134086	9/22/2009	CWP	N	\$1,000,000	\$0	\$0.00	\$0.00	\$0.00	\$0.00	\$0.00	\$0.00	\$0.00
Student alleges he injured his back after he slipped on wet floor. [GLX, ELL]												
134842	11/21/2009	CWP	N	\$1,000,000	\$0	\$0.00	\$0.00	\$0.00	\$0.00	\$0.00	\$0.00	\$0.00
Student alleges she sustained injuries and broke her laptop after a slip and fall. [GLX, ELL]												
131748	12/10/2009	CWP	N	\$1,000,000	\$0	\$0.00	\$0.00	\$0.00	\$0.00	\$0.00	\$0.00	\$0.00
Claimant alleges that she sustained injuries to her right ankle when she slipped and fell in the lobby of the College campus. [GLX, ELL]												
133298	2/2/2010	CWP	N	\$1,000,000	\$0	\$0.00	\$0.00	\$0.00	\$0.00	\$0.00	\$0.00	\$0.00
Student sustained torn ACL during basketball practice. [ELL, GLX]												
136381	4/1/2010	CLOSED	SS	\$1,000,000	\$0	\$0.00	\$0.00	\$0.00	\$0.00	\$63,685.85	\$0.00	\$63,685.85
Member of the Board of Trustees alleges defamation, libel and slander [ELL, GLX].												
138323	6/1/2010	CWP	N	\$1,000,000	\$0	\$0.00	\$0.00	\$0.00	\$0.00	\$0.00	\$0.00	\$0.00
SUPERFUND CLEAN-UP NC (pollution exc.) - Claimant is seeking to recover costs to conduct the removal of hazardous substances, pollutants or contaminants at a federal Site that the College may have contributed to. [ELL, GLX]												

133333		CLOSED	SF	\$1,000,000	\$0	\$0.00	\$0.00	\$0.00	\$88,805.92	\$0.00	\$88,805.92
Student alleges harassment and national origin (Indian) and race discrimination. [CGL, GLX]											
133911	10/6/2010	CWP	N	\$1,000,000	\$0	\$0.00	\$0.00	\$0.00	\$0.00	\$0.00	\$0.00
Student was struck in the back by a curtain rod that fell on her. [ELL, GLX]											
134087	10/30/2010	CWP	N	\$1,000,000	\$0	\$0.00	\$0.00	\$0.00	\$0.00	\$0.00	\$0.00
Visitor and his son, on campus for a car slalom were injured after they lost control and hit a light pole. [GLX, ELL]											
135121	2/3/2011	CWP	N	\$1,000,000	\$0	\$0.00	\$0.00	\$0.00	\$0.00	\$0.00	\$0.00
Student suffered fractured ankle after she slipped on an icy sidewalk and broke her laptop [ELL, GLX].											
134952	2/10/2011	CWP	N	\$1,000,000	\$0	\$0.00	\$0.00	\$0.00	\$0.00	\$0.00	\$0.00
Student sustained an injury to his back when he attempted to move two storage vessels. [GLX, ELL]											
135472	2/15/2011	CWP	N	\$1,000,000	\$0	\$0.00	\$0.00	\$0.00	\$0.00	\$0.00	\$0.00
Student leaned against a chair during class and fell to the floor. [GLX, ELL]											
135471	2/16/2011	CWP	N	\$1,000,000	\$0	\$0.00	\$0.00	\$0.00	\$0.00	\$0.00	\$0.00
Student twisted her ankle after she fell from a curb while walking. [GLX, ELL]											
135421	3/3/2011	CWP	N	\$1,000,000	\$0	\$0.00	\$0.00	\$0.00	\$0.00	\$0.00	\$0.00
Daughter of a resident at nursing home alleges her father sustained lacerations to his legs after three students improperly used a lift while moving him. [ELL, GLX]											
135470	3/8/2011	CWP	N	\$1,000,000	\$0	\$0.00	\$0.00	\$0.00	\$0.00	\$0.00	\$0.00
Student sustained a 2 inch laceration to his wrist after it came in contact with the plastic holder, which was broken, on a fire extinguisher. [GLX, ELL]											
135833	4/21/2011	CWP	N	\$1,000,000	\$0	\$0.00	\$0.00	\$0.00	\$0.00	\$0.00	\$0.00
Student, working at Neo's Cafe, sustained injuries to her back and knee after she tripped over a flatbed dolly. [GLX, ELL]											

Claim ID	Claim Date	Case Type	Relationship	Amount	Settlement	Reserve	Reserve	Reserve	Reserve	Reserve	Reserve	Total
135679	5/4/2011	CWP	N	\$1,000,000	\$0	\$0.00	\$0.00	\$0.00	\$0.00	\$0.00	\$0.00	\$0.00
Student alleges she sustained injuries after an elevator door malfunctioned and closed while she was entering. [GLX, ELL]												
137136	1/15/2011	CWP	N	\$1,000,000	\$0	\$0.00	\$0.00	\$0.00	\$0.00	\$0.00	\$0.00	\$0.00
NC [PD] Lightning is suspected to have caused an electrical fire at Pinemont Campus. [ELL, GLX]												
139292	12/21/2011	CWP	N	\$1,000,000	\$0	\$0.00	\$0.00	\$0.00	\$0.00	\$0.00	\$0.00	\$0.00
Claimant's vehicle sustained a punctured tire when it ran over a piece of pipe in the parking lot on campus over winter break [ELL, GLX].												
139362	12/21/2011	CWP	N	\$1,000,000	\$0	\$0.00	\$0.00	\$0.00	\$0.00	\$0.00	\$0.00	\$0.00
Claimant was driving through the Spring Branch campus parking lot when his vehicle struck a piece of metal debris causing a front tire to go flat. [ELL, GLX]												
138983	7/16/2012	CWP	N	\$1,000,000	\$0	\$0.00	\$0.00	\$0.00	\$0.00	\$0.00	\$0.00	\$0.00
Student suffered an injury to her tailbone when she slipped and fell on a sidewalk on campus [ELL, GLX].												
139363	8/27/2012	CWP	N	\$1,000,000	\$0	\$0.00	\$0.00	\$0.00	\$0.00	\$0.00	\$0.00	\$0.00
The death of an international student was reported by his roommate. [ELL, GLX]												
141781	11/1/2012	CWP	N	\$1,000,000	\$0	\$0.00	\$0.00	\$0.00	\$0.00	\$0.00	\$0.00	\$0.00
Student alleges sexual harassment by faculty.												
140739	12/21/2012	CWP	N	\$1,000,000	\$0	\$0.00	\$0.00	\$0.00	\$0.00	\$0.00	\$0.00	\$0.00
Local resident has sustained a concussion, bruises, and property damage due to adjacent campus construction activity. [ELL, GLX]												
140560	1/30/2013	CWP	N	\$1,000,000	\$0	\$0.00	\$0.00	\$0.00	\$0.00	\$0.00	\$0.00	\$0.00
Claimant suffered two broken teeth and a twisted ankle when she tripped and fell on a sidewalk on campus [ELL, GLX]												
147813	3/16/2013	OPEN	SS	\$1,000,000	\$0	\$0.00	\$0.00	\$0.00	\$0.00	\$0.00	\$0.00	\$0.00
Plaintiff filed suit alleging negligence, fraud, trespass to real property, emotional distress, and invasion of property. [ELL, GLX]												

144008	8/22/2013	CLOSED	N	\$1,000,000	\$0	\$0.00	\$1,403.77	\$0.00	\$0.00	\$0.00	\$1,403.77
Charter bus sustained property damages as a result of striking a gate on member's campus. [ELL, GLX]											
142713	9/4/2013	CWP	N	\$1,000,000	\$0	\$0.00	\$0.00	\$0.00	\$0.00	\$0.00	\$0.00
Student received multiple bee stings outside the Stafford 3 Learning Hub.											
143117	10/12/2013	CWP	N	\$1,000,000	\$0	\$0.00	\$0.00	\$0.00	\$0.00	\$0.00	\$0.00
Student injured her ankle when she missed a step and fell while exiting a building. [ELL, GLX]											
143187	10/23/2013	CWP	N	\$1,000,000	\$0	\$0.00	\$0.00	\$0.00	\$0.00	\$0.00	\$0.00
Disabled student hit his head after losing his balance in bathroom stall. [ELL, GLX]											
144834	12/2/2013	CLOSED	N	\$1,000,000	\$0	\$0.00	\$212.38	\$0.00	\$0.00	\$0.00	\$212.38
Former student alleges she suffered an arm injury when she was hit by a pole outside a campus building.											
144119	2/10/2014	CWP	N	\$1,000,000	\$0	\$0.00	\$0.00	\$0.00	\$0.00	\$0.00	\$0.00
Student alleges injury to her right wrist after she tripped and fell on a piece of cardboard near the elevator. [ELL, GLX]											
144212	2/20/2014	CWP	N	\$1,000,000	\$0	\$0.00	\$0.00	\$0.00	\$0.00	\$0.00	\$0.00
St. Dominic Nursing home student administered meds to the wrong resident who was then transported to the hospital for observation. [ELL, GLX]											
144917	3/3/2014	CLOSED	N	\$1,000,000	\$0	\$0.00	\$2,995.78	\$0.00	\$0.00	\$0.00	\$2,995.78
Student sustained injuries to her arm and back after she slipped and fell on icy stairs at Alief Early College campus garage stairwell. [ELL, GLX]											
144676	3/20/2014	CWP	N	\$1,000,000	\$0	\$0.00	\$0.00	\$0.00	\$0.00	\$0.00	\$0.00
Construction contractor employee fell from ladder, resulting in seizure-like convulsions and facial bleeding. [ELL, GLX]											
145176	5/1/2014	CWP	N	\$1,000,000	\$0	\$0.00	\$0.00	\$0.00	\$0.00	\$0.00	\$0.00
Female student was sexually assaulted by a male who has now been arrested. [ELL, GLX]											

145067	5/7/2014	CWP	N	\$1,000,000	\$0	\$0.00	\$0.00	\$0.00	\$0.00	\$0.00	\$0.00	\$0.00
Female employee alleges that she was sexually assaulted by an unknown male in a campus bathroom. [ELL, GLX]												
145796	7/17/2014	CWP	N	\$1,000,000	\$0	\$0.00	\$0.00	\$0.00	\$0.00	\$0.00	\$0.00	\$0.00
Student, who is also a faculty member, tripped over backpack in aisle injuring her ankle and knee. (ELL, GLX)												
146048	8/20/2014	CLOSED	N	\$1,000,000	\$0	\$0.00	\$350.00	\$0.00	\$0.00	\$0.00	\$0.00	\$350.00
Student's vehicle sustained damage while backing out of parking space from protruding rebar on parking block. [ELL, GLX]												
146131	9/8/2014	CLOSED	N	\$1,000,000	\$0	\$0.00	\$9,000.00	\$0.00	\$0.00	\$0.00	\$0.00	\$9,000.00
Culinary Arts student tripped and fell on an exposed water drain [ELL, GLX].												
146868	10/14/2014	CWP	N	\$1,000,000	\$0	\$0.00	\$0.00	\$0.00	\$0.00	\$0.00	\$0.00	\$0.00
52 year old student sustained hip and knee injury when she slipped on spilled coffee on the floor and fell. [ELL, GLX]												
146874	10/28/2014	CWP	N	\$1,000,000	\$0	\$0.00	\$0.00	\$0.00	\$0.00	\$0.00	\$0.00	\$0.00
Student sustained left knee injury when she slipped on campus floor while using crutches. [ELL, GLX]												
148729	12/8/2014	OPEN	N	\$1,000,000	\$0	\$0.00	\$0.00	\$0.00	\$0.00	\$0.00	\$0.00	\$0.00
Student stubbed his toe and then fell, injuring his knee, while on campus. [ELL, GLX]												
148624	2/17/2015	OPEN	N	\$1,000,000	\$0	\$0.00	\$0.00	\$0.00	\$0.00	\$0.00	\$0.00	\$0.00
Student twisted her ankle after slipping on a muddy rug at the entrance of the learning center. [ELL, GLX]												
<b>Totals</b>	<b>CGL Claims Count: 45</b>					<b>\$0.00</b>	<b>\$13,961.93</b>	<b>\$0.00</b>	<b>\$152,491.77</b>	<b>\$0.00</b>	<b>\$166,453.70</b>	
<b>Line of Business: ELL</b>												
132260	9/8/2009	CWP	E	\$3,000,000	\$300,000	\$0.00	\$0.00	\$0.00	\$0.00	\$0.00	\$0.00	\$0.00
Evening Campus Manager alleges age (57) discrimination after her work hours were reduced and given to a younger co-worker. [CGL, GLX]												

131005	10/2/2009	CWP	SS	\$3,000,000	\$200,000	\$48,453.88	\$0.00	\$0.00	\$0.00	\$0.00	\$0.00	
Former Student alleges privacy violations, defamation and that the College coerced her into a contract. [CGL, GLX]												
131176	10/21/2009	CWP	E	\$3,000,000	\$300,000	\$0.00	\$0.00	\$0.00	\$0.00	\$0.00	\$0.00	
Cosmetology Instructor alleges age [64] and gender [male] discrimination. [CGL, GLX]												
131605	12/17/2009	CWP	SS	\$3,000,000	\$300,000	\$22,744.48	\$0.00	\$0.00	\$0.00	\$0.00	\$0.00	
Non-profit corporation, whose members are taxpayers in Harris County Texas, seek a judicial declaration that an illegal alien is not eligible for discounted in-state tuition or any form of state student financial aid [CGL, GLX] (Related to file #131624)												
131981	2/1/2010	OPEN	E	\$3,000,000	\$300,000	\$0.00	\$0.00	\$0.00	\$0.00	\$0.00	\$0.00	
Female employee alleges race (African American) and national origin (Nigerian) discrimination after she was placed on administrative leave without pay. [CGL, GLX]												
131983	2/5/2010	CLOSED	SF	\$3,000,000	\$200,000	\$200,000.00	\$26,659.34	\$0.00	\$49,680.52	\$0.00	\$76,339.86	
Police Officer alleges age (64) discrimination and retaliation following the termination of his employment. [CGL, GLX]												
132452	3/24/2010	CWP	E	\$3,000,000	\$300,000	\$0.00	\$0.00	\$0.00	\$0.00	\$0.00	\$0.00	
College Police Department Employee alleges gender (male) and race (African-American) discrimination following the termination of his employment. [CGL, GLX]												
132451	3/25/2010	CWP	E	\$3,000,000	\$300,000	\$0.00	\$0.00	\$0.00	\$0.00	\$0.00	\$0.00	
Manager of Records and Retention alleges gender (male) and national origin (Jamaican) discrimination and retaliation following the termination of his employment. [CGL, GLX]												
132453	3/25/2010	CLOSED	SS	\$3,000,000	\$200,000	\$200,000.00	\$20,087.91	\$0.00	\$4,047.92	\$0.00	\$24,135.83	
IT employee alleges race (African American) discrimination, Whistleblower violations, as well as retaliation. [CGL, GLX]												
132664	4/7/2010	CWP	N	\$3,000,000	\$300,000	\$0.00	\$0.00	\$0.00	\$0.00	\$0.00	\$0.00	
Prob NC. Board member is under investigation for conflict of interest after the compliance office discovered her husband owns the subcontracting company performing services at the College [CGL, GLX]												
132667	4/30/2010	CWP	E	\$3,000,000	\$300,000	\$0.00	\$0.00	\$0.00	\$0.00	\$0.00	\$0.00	
Deputy Chancellor/COO alleges a board member threatened his employment and professionalism when she demanded he hire Hispanics into leadership positions. [CGL, GLX]												

137969	6/18/2010	CWP	SS	\$3,000,000	\$200,000	\$105,574.87	\$0.00	\$0.00	\$0.00	\$0.00	\$0.00	
Campus safety officer alleges gender (female) and discrimination after she was discharged for violating the department's Code of Conduct [CGL, GLX].												
135675	8/27/2010	CWP	SS	\$3,000,000	\$200,000	\$14,516.29	\$0.00	\$0.00	\$0.00	\$0.00	\$0.00	
Campus safety officer alleges gender (female) discrimination and retaliation following her termination [CGL, GLX].												
134398	11/24/2010	CWP	E	\$3,000,000	\$200,000	\$0.00	\$0.00	\$0.00	\$0.00	\$0.00	\$0.00	
Welding Shop student alleges race (White), age (55) and disability (unknown) discrimination. [CGL, GLX]												
134395	12/14/2010	CWP	E	\$3,000,000	\$200,000	\$0.00	\$0.00	\$0.00	\$0.00	\$0.00	\$0.00	
Speech Communication teacher alleges race (Black) discrimination as well as retaliation following the termination of his employment. [CGL, GLX]												
134397	12/14/2010	CWP	SS	\$3,000,000	\$200,000	\$12,664.65	\$0.00	\$0.00	\$0.00	\$0.00	\$0.00	
Public Services Librarian alleges race (African American), color (Black) and age (62) discrimination as well as retaliation. [CGL, GLX]												
134400	12/14/2010	CWP	SF	\$3,000,000	\$200,000	\$43,291.09	\$0.00	\$0.00	\$0.00	\$0.00	\$0.00	
Adjunct Automotive Instructor alleges race (African-American) discrimination as well as retaliation. [CGL, GLX]												
134567	1/5/2011	CWP	SS	\$3,000,000	\$300,000	\$0.00	\$0.00	\$0.00	\$0.00	\$0.00	\$0.00	
NC - bok Technical Education Services company alleges breach of contract. [CGL, GLX]												
135091	3/2/2011	CWP	E	\$3,000,000	\$200,000	\$0.00	\$0.00	\$0.00	\$0.00	\$0.00	\$0.00	
Job applicant for several accounting positions alleges race (Hispanic), National Origin (Hispanic), and Disability (unknown) discrimination after he was not selected. [CGL, GLX]												
135621	4/7/2011	CLOSED	SS	\$3,000,000	\$200,000	\$200,000.00	\$224,999.99	\$0.00	\$45,253.78	\$0.00	\$270,253.77	
Automotive Instructor alleges disability (unknown) discrimination and retaliation [CGL, GLX]												
139322	6/3/2011	OPEN	E	\$3,000,000	\$200,000	\$0.00	\$0.00	\$0.00	\$0.00	\$0.00	\$0.00	
Adjunct professor alleges retaliation after she filed a charge of assault and sexual harassment by a co-worker [CGL, GLX].												



136045	6/8/2011	OPEN	SS	\$3,000,000	\$200,000	\$177,605.14	\$0.00	\$0.00	\$0.00	\$0.00	\$0.00	
Faculty member in the nursing school alleges race (Filipino-American), age (71) and retaliation discrimination. [CGL, GLX]												
137846	7/12/2011	CWP	E	\$3,000,000	\$300,000	\$0.00	\$0.00	\$0.00	\$0.00	\$0.00	\$0.00	
Security Officer alleges race (Caucasian) discrimination and hostile work environment [CGL, GLX].												
136248	7/26/2011	CWP	SS	\$3,000,000	\$200,000	\$14,138.68	\$0.00	\$0.00	\$0.00	\$0.00	\$0.00	
Property owner seeks an injunction against the System to prevent its intended purchase of land is paying more than three times the fair market value of land it intends to acquire by eminent domain. [CGL, GLX]												
137333	11/19/2011	OPEN	E	\$3,000,000	\$200,000	\$136,810.61	\$0.00	\$0.00	\$0.00	\$4,270.00	\$4,270.00	
Employee alleges race (Black) and gender (female) discrimination in addition to retaliation and hostile work environment [CGL, GLX].												
137383	11/23/2011	OPEN	SF	\$3,000,000	\$200,000	\$123,392.76	\$0.00	\$0.00	\$0.00	\$0.00	\$0.00	
Position Program Manager filed suit alleging gender (female) discrimination and retaliation. [CGL, GLX]												
137334	2/6/2011	OPEN	SS	\$3,000,000	\$200,000	\$198,161.19	\$0.00	\$0.00	\$0.00	\$0.00	\$0.00	
Employee alleges race (Black), age (70) and gender (male) discrimination in addition to retaliation [CGL, GLX].												
137523	2/29/2011	CWP	E	\$3,000,000	\$200,000	\$0.00	\$0.00	\$0.00	\$0.00	\$0.00	\$0.00	
Chair of the Division of Natural Sciences alleges discrimination based on race (Black/African-American) after she was denied a promotion to Acting Dean of Academics. [CGL, GLX]												
137833	2/21/2012	CWP	E	\$3,000,000	\$200,000	\$0.00	\$0.00	\$0.00	\$0.00	\$0.00	\$0.00	
Employee alleges race (Black) discrimination, retaliation and hostile work environment [CGL, GLX].												
137919	2/21/2012	OPEN	E	\$3,000,000	\$200,000	\$0.00	\$0.00	\$0.00	\$0.00	\$0.00	\$0.00	
Professor alleges race (Black) discrimination and claims she was subjected to different terms and conditions of employment in relation to Caucasian professors. [CGL, GLX].												
138090	3/21/2012	CWP	E	\$3,000,000	\$200,000	\$0.00	\$0.00	\$0.00	\$0.00	\$0.00	\$0.00	
Communications Officer alleges disability (migraines) discrimination, failure to accommodate and constructive discharge [CGL, GLX].												

138151	3/26/2012	CWP	E	\$3,000,000	\$200,000	\$21,261.00	\$0.00	\$0.00	\$0.00	\$0.00	\$0.00	
Job Applicant alleges citizenship status discrimination, retaliation and document abuse [CGL].												
138245	4/2/2012	OPEN	SS	\$3,000,000	\$200,000	\$147,094.04	\$0.00	\$0.00	\$0.00	\$32,405.00	\$32,405.00	
Director of Security alleges race (Asian) and national origin (Indian) discrimination, retaliation and hostile work environment [CGL, GLX].												
138473	4/27/2012	CWP	SS	\$3,000,000	\$200,000	\$31,895.26	\$0.00	\$0.00	\$0.00	\$0.00	\$0.00	
Former secretary alleges gender (female), National Origin (Mexican), age (61) and disability (unknown) discrimination after she was terminated [CGL, GLX].												
138941	6/6/2012	CWP	E	\$3,000,000	\$200,000	\$0.00	\$0.00	\$0.00	\$0.00	\$0.00	\$0.00	
Job Applicant alleges race (Black) and national origin (American) discrimination. [CGL, GLX]												
138942	6/25/2012	CWP	E	\$3,000,000	\$200,000	\$0.00	\$0.00	\$0.00	\$0.00	\$0.00	\$0.00	
Employee alleges gender (female) discrimination due to her pregnancy. [CGL, GLX]												
138893	6/29/2012	CWP	E	\$3,000,000	\$200,000	\$0.00	\$0.00	\$0.00	\$0.00	\$0.00	\$0.00	
Assistant alleges race (African American) discrimination and hostile work environment after she claims her supervisor bullied her for several years [CGL, GLX].												
139012	6/29/2012	CWP	SS	\$3,000,000	\$300,000	\$0.00	\$0.00	\$0.00	\$0.00	\$0.00	\$0.00	
An Office Manager alleges race (unknown) discrimination, harassment, and retaliation by her supervisor. [CGL, GLX] THIS IS A DUPLICATE OF FILE 137333												
139890	6/29/2012	CWP	E	\$3,000,000	\$200,000	\$0.00	\$0.00	\$0.00	\$0.00	\$0.00	\$0.00	
Job applicant alleges disability (unknown) discrimination after he was not hired for a position at the College. [CGL, GLX]												
139887	10/31/2012	CWP	E	\$3,000,000	\$200,000	\$0.00	\$0.00	\$0.00	\$0.00	\$0.00	\$0.00	
Former Dean alleges race (African-American) discrimination after she was demoted. [CGL, GLX]												
140232	12/10/2012	CWP	SF	\$3,000,000	\$300,000	\$0.00	\$0.00	\$0.00	\$0.00	\$0.00	\$0.00	
Former Librarian alleges race (African-American) and disability (unknown) discrimination.												

140235	12/14/2012	CWP	E	\$3,000,000	\$200,000	\$0.00	\$0.00	\$0.00	\$0.00	\$0.00	\$0.00	
Department of Justice investigation concluded the College engaged in a pattern or practice of discriminatory documentary practices by requiring non-U.S. citizens to produce certain documents for employment eligibility verification [CGL, GLX].												
141424	12/17/2012	CWP	SS	\$3,000,000	\$200,000	\$695.70	\$0.00	\$0.00	\$0.00	\$0.00	\$0.00	
Former campus safety officer filed suit seeking declaratory judgment for legal representation costs. [CGL, GLX]												
140294	1/2/2013	CWP	E	\$3,000,000	\$200,000	\$0.00	\$0.00	\$0.00	\$0.00	\$0.00	\$0.00	
Student tutor alleges race (Black), gender (female), national origin (U.S. born) and age (unknown) discrimination in addition to retaliation and unequal pay [CGL, GLX].												
140295	1/2/2013	CWP	E	\$3,000,000	\$200,000	\$0.00	\$0.00	\$0.00	\$0.00	\$0.00	\$0.00	
Police Officer alleges gender (female) and race (Black) discrimination in addition to retaliation and hostile work environment after she was disciplined for firing her weapon during a burglary at her home [CGL, GLX].												
142286	7/31/2013	OPEN	E	\$3,000,000	\$200,000	\$0.00	\$0.00	\$0.00	\$0.00	\$0.00	\$0.00	
Student Services Associate alleges gender (male) discrimination as well as retaliation after being sexually harassed by an employee. [CGL, GLX]												
142550	9/4/2013	CWP	E	\$3,000,000	\$200,000	\$0.00	\$0.00	\$0.00	\$0.00	\$0.00	\$0.00	
Dispatcher in the Police Department alleges race (Black) and retaliation discrimination after she was placed on unpaid leave. [CGL, GLX]												
142680	9/11/2013	OPEN	E	\$3,000,000	\$200,000	\$0.00	\$0.00	\$0.00	\$0.00	\$0.00	\$0.00	
Female Peace Officer alleges gender, race (Black), and retaliation after filing a formal complaint against her supervisor. [CGL, GLX]												
142704	9/16/2013	OPEN	E	\$3,000,000	\$200,000	\$0.00	\$0.00	\$0.00	\$0.00	\$0.00	\$0.00	
Director of HR alleges race, age and gender discrimination in state court suit [CGL, GXL]												
143130	10/28/2013	CWP	N	\$3,000,000	\$200,000	\$0.00	\$0.00	\$0.00	\$0.00	\$0.00	\$0.00	
A discharged adjunct faculty member files EEOC charges alleging discrimination of race, sex, and religion after an investigation of sexual harassment. [CGL, GLX]												
143157	10/31/2013	CWP	E	\$3,000,000	\$200,000	\$0.00	\$0.00	\$0.00	\$0.00	\$0.00	\$0.00	
Employee alleges race (African American), age (65) discrimination and retaliation. [CGL, GLX]												

143159	10/31/2013	OPEN	E	\$3,000,000	\$200,000	\$0.00	\$0.00	\$0.00	\$0.00	\$0.00	\$0.00	
Former security guard alleges race and age discrimination and retaliation [CGL, GLX]												
143484	12/2/2013	CWP	E	\$3,000,000	\$200,000	\$0.00	\$0.00	\$0.00	\$0.00	\$0.00	\$0.00	
Adjunct automotive instructor alleges racial (Black) discrimination and retaliation after being terminated. [CGL, GLX]												
143634	12/9/2013	OPEN	SS	\$3,000,000	\$300,000	\$0.00	\$0.00	\$0.00	\$0.00	\$0.00	\$0.00	
Trustee elect has sued the Insured's board of trustees, alleging error in the election results. [CGL, GLX]												
144095	2/10/2014	CWP	SS	\$3,000,000	\$200,000	\$0.00	\$0.00	\$0.00	\$0.00	\$0.00	\$0.00	
Plaintiff alleges that College failed to pay for services rendered under a Small Business Engagement project. [CGL, GLX]												
144245	2/28/2014	CWP	N	\$3,000,000	\$300,000	\$0.00	\$0.00	\$0.00	\$0.00	\$0.00	\$0.00	
Security officer alleges injuries suffered during departmental mandated training. [CGL, GLX]												
145509	6/20/2014	OPEN	SS	\$3,000,000	\$300,000	\$261,871.65	\$0.00	\$0.00	\$0.00	\$0.00	\$0.00	
Former General Counsel and Interim Chancellor claims she was terminated and retaliated against for leading an investigation into contract bidding compliance matters and is represented by a high profile attorney. [CGL, GLX]												
145753	7/24/2014	OPEN	E	\$3,000,000	\$200,000	\$0.00	\$0.00	\$0.00	\$0.00	\$0.00	\$0.00	
Senior Buyer alleges race (black) and color (dark skin) discrimination and retaliation following his forced resignation. [CGL, GLX]												
147056	9/3/2014	OPEN	N	\$3,000,000	\$200,000	\$0.00	\$0.00	\$0.00	\$0.00	\$120,000.00	\$120,000.00	
Former police officer alleges false arrest, malicious criminal prosecution, IIED, defamation, wrongful termination, and statutory violations when he was accused of tampering with a government record.												
148129	2/19/2015	OPEN	N	\$3,000,000	\$300,000	\$0.00	\$0.00	\$0.00	\$0.00	\$0.00	\$0.00	
Current employee has retained counsel and is alleging grievances with the College. [LPL, CGL]												
148387	3/9/2015	OPEN	SS	\$3,000,000	\$300,000	\$0.00	\$0.00	\$0.00	\$0.00	\$0.00	\$0.00	
A church alleges that a real estate developer and the College fraudulently advised that church property was condemned and that they would pay fair market value for the property. [CGL, GLX]												

Totals

ELL Claims Count: 61

\$1,960,171.29

29

\$271,747.24

\$0.00

\$98,982.22

\$156,675.00

\$527,404.46

**KEY:**

**(1) Status:**

**CLOSED= Closed Claim**

**CWP= Close without payment**

**OPEN= Open Claim**

**(2) S/ NS:**

**N = No Suit filed**

**SS = Suit Filed (State Court)**

**SF = Suit Filed (Federal Court)**

**E = EEOC filing**

**I - Incident**

**(3) Disclaimer: dollar amounts in the total incurred column are amounts incurred after the deductible or self-insured retention has been met.**



**Summary Loss Report for:  
Houston Community College System**

9/1/2010 - 06/30/15

**Summary of Losses**

LOB	Policy Type (1)	Policy Year	Policy Effective Date	Policy Expiration Date	Premium	Number of Claims	Total Indemnity Paid	Total Indemnity Reserve	Total Defense Paid	Total Defense Reserve	Total Incurred(2)
CGL	I	2010	09/01/10	09/01/11	\$207,823.00	10	\$0.00	\$0.00	\$0.00	\$0.00	\$0.00
CGL	I	2011	09/01/11	09/01/12	\$203,523.00	5	\$0.00	\$0.00	\$0.00	\$0.00	\$0.00
CGL	I	2012	09/01/12	09/01/13	\$216,473.00	5	\$1,403.77	\$0.00	\$0.00	\$0.00	\$1,403.77
CGL	I	2013	09/01/13	09/01/14	\$235,956.00	12	\$3,558.16	\$0.00	\$0.00	\$0.00	\$3,558.16
CGL	I	2014	09/01/14	09/01/15	\$247,754.00	6	\$9,000.00	\$0.00	\$0.00	\$0.00	\$9,000.00
<b>Total</b>						<b>38</b>	<b>\$13,961.93</b>	<b>\$0.00</b>	<b>\$0.00</b>	<b>\$0.00</b>	<b>\$13,961.93</b>
ELL	I	2010	09/01/10	09/01/11	\$395,411.00	11	\$224,999.99	\$0.00	\$45,253.78	\$0.00	\$270,253.77
ELL	I	2011	09/01/11	09/01/12	\$384,752.00	14	\$0.00	\$0.00	\$34,234.19	\$143,530.81	\$177,765.00
ELL	I	2012	09/01/12	09/01/13	\$421,765.00	8	\$0.00	\$0.00	\$0.00	\$0.00	\$0.00
ELL	I	2013	09/01/13	09/01/14	\$442,853.00	12	\$0.00	\$500,000.00	\$140,250.80	\$859,749.20	\$1,500,000.00
ELL	I	2014	09/01/14	09/01/15	\$469,425.00	5	\$0.00	\$0.00	\$0.00	\$120,000.00	\$120,000.00
<b>Total</b>						<b>50</b>	<b>\$224,999.99</b>	<b>\$500,000.00</b>	<b>\$219,738.77</b>	<b>\$1,123,280.01</b>	<b>\$2,068,018.77</b>
GLX	I	2010	09/01/10	09/01/11	\$99,778.00	0	\$0.00	\$0.00	\$0.00	\$0.00	\$0.00

LOB	Policy Type (1)	Policy Year	Policy Effective Date	Policy Expiration Date	Premium	Number of Claims	Total Indemnity Paid	Total Indemnity Reserve	Total Defense Paid	Total Defense Reserve	Total Incurred(2)
GLX	I	2011	09/01/11	09/01/12	\$95,684.00	0	\$0.00	\$0.00	\$0.00	\$0.00	\$0.00
GLX	I	2012	09/01/12	09/01/13	\$99,338.00	0	\$0.00	\$0.00	\$0.00	\$0.00	\$0.00
GLX	I	2013	09/01/13	09/01/14	\$97,352.00	0	\$0.00	\$0.00	\$0.00	\$0.00	\$0.00
GLX	I	2014	09/01/14	09/01/15	\$101,246.00	0	\$0.00	\$0.00	\$0.00	\$0.00	\$0.00
<b>Total</b>						<b>0</b>	<b>\$0.00</b>	<b>\$0.00</b>	<b>\$0.00</b>	<b>\$0.00</b>	<b>\$0.00</b>

(1) Policy type designations indicate (G) for group policies or (I) for individual policies.

(2) Disclaimer: dollar amounts in the total incurred column are amounts incurred after the deductible or self-insured retention has been met.

Note: All policy information for EBL/ERISA liability is included in the ELL policies in this report

**Exhibit H:**  
**Information Regarding the  
Television Station**





Houston Community College/HCCTV  
3100 Main Street  
Houston, TX 77002  
713-718-6302  
713-718-6281 (Fax)

June 12, 2015

Gwen Drumgoole  
HCCS Risk Management  
3100 Main Street  
Houston, TX 77002

Dear Ms. Drumgoole:

The following is a list of ongoing series programs and specials that were produced in-house by HCCTV during the last fiscal year and are proposed to continue to be produced in the future. Other college-sponsored and community-based activities are covered on a case-by-case basis.

### **Series Programs**

- ***HCC Board of Trustees Meeting.*** Gavel-to-gavel coverage of the monthly meeting of the HCC Board of Trustees.
- ***Community Bulletin Board.*** A weekly 30-minute text-based service that features the activities and accomplishments associated with Houston Community College and non-profit community-based organizations.
- ***HCC Special Events.*** Live-to-tape coverage of events and activities around HCC. Activities occur at all six colleges, as well as in the HCC Administration building, Distance Education, Contract Training and Continuing Education, workforce training and academic programs are also covered.
- ***The HYPE on HCC.*** A monthly 30-minute student newscast of HCC activities throughout all six colleges and the district.
- ***Up-to-the-Minute at HCC.*** A weekly one-minute news brief (with and without video B-roll and soundbites) of HCC activities throughout all six colleges and the district.
- ***Global Outlook.*** A monthly 30-minute show highlighting the Asian culture, events and people at HCC and in the Houston metropolitan area.
- ***@Your Service.*** A monthly one-minute promotional video highlighting non-profit organizations.

- **No Barriers.** A monthly 30-minute show, hosted by Ana Calvo from the HCC students with Disabilities Office, that highlights the abilities and strengths of students and others with recognized disabilities.
- **Dialogue Houston.** A bi-monthly 60-minute show, hosted by community affairs leader, Laurence Payne, highlighting community concerns, events and information with a focus on education, political views and current news,
- **Eye On HCC.** A monthly one-minute promotional video featuring HCC faculty and staff promoting current activities and information at HCC.
- **Houston On the Move.** A monthly 30-minute show hosted and produced by the Houston area Hispanic Media Professionals, a non-profit organization, that highlights news around Houston and the Hispanic community,
- **Common Cents.** A 30-minute monthly show hosted by Dr. Ruth Olison and HCC business instructors giving information on money management, business in Houston and real estate.
- **Promotional Videos.** Various length videos promoting Houston Community College faculty, staff, trustees or events.
- **Community Service Videos.** Videos produced by HCCTV for various non-profit groups and organizations.
- **Innovation In Education.** A 30-minute monthly show highlighting HCC and the world's innovative initiatives for community colleges.
- **Food Without Borders.** A 30-minute monthly show with HCC international instructor demonstrating multi-cultural menus from around the world at HCC.
- **Movie Makers Academy Movie Review.** HCC student movie makers review industry movies.

Catch HCCTV on:



Media Room



<http://sites.hccs.edu/hcctv/>



Channel 19



Channel 99



**Channel 77**



**Channel 97**



**Channel 20**

**Exhibit I:**  
**Information Regarding Curriculum  
for Allied Health Programs**

Unduplicated Head Count  
Coleman College for Health Science  
Spring 2015

Biosafety	5
Continuing Education (Nurse Aid, Phlebotomy, EKG)	Please contact Candace Pardue
Computed Tomography	20
Dental Assisting	21
Dental Hygiene	25
Diagnostic Medical Sonography	24
Emergency Medical Services	Please contact Vicki May
Health Information Technology	45
Histologic Technician	27
Human Services Technology	462
Medical Assisting	60
Medical Laboratory	49
Nuclear Medicine	39
Occupational Therapy	59
Pharmacy Technician	140
Physical Therapy	104
Radiography	68
Registered Nursing	448
Respiratory Therapy	42
Surgical Technology/HCCA	67
Vocational Nursing	149

**EMS Clinical students - Summer '14 - Spring '15 - updated by Vicki May 6.10.2015**

<b>Summer 2014</b>	
Course	# Students
1160	15
1160	18
1263	9
1263	13
1263	6
1263	7
2261	18
<b>total</b>	<b>86</b>

<b>Spring 2015</b>	
Course	# students
1160	18
1160	11
2160	8
2261	14
2262	17
<b>total</b>	<b>68</b>

<b>Fall 2014</b>	
Course	# Students
1160	13
1160	9
1160	12
1160	5
1160	18
1160	13
1263	11
1263	7
1263	6
1263	8
2160	14
2262	19
<b>total</b>	<b>135</b>

**alice.lee**

---

**From:** candace.pardue  
**Sent:** Thursday, June 11, 2015 4:54 PM  
**To:** alice.lee  
**Cc:** Gwen.Drumgoole  
**Subject:** RE: 2015-16Property & Casualty Ins RFP

Program	Summer, 2014	Fall, 2014	Spring 2015	
Certified Nurse Aide	134	143	162	
EKG	16	17	29	
Phlebotomy	43	24	83	

*Candace Pardue, M.Ed*  
*Director, CE Health Programs*  
*Houston Community College*  
*Houston, Texas*  
*713-718-7027*

---

**From:** alice.lee  
**Sent:** Monday, June 08, 2015 1:38 PM  
**To:** candace.pardue  
**Cc:** Gwen.Drumgoole  
**Subject:** 2015-16Property & Casualty Ins RFP

Candace,

Gwen and I are updating the Property and Casualty Insurance for FY 2015-2016. Please provide the # of Continuing Education students for Summer 2014, Fall 2014, and Spring 2015, for the Special Risk Accident Insurance. It would be helpful to update last year chart. See below.

The Special Risk Accident policy covers student in Health Science, Truck Driving and Upward Bound programs.

Please email the current enrollment to [gwen.drumgoole@hccs.edu](mailto:gwen.drumgoole@hccs.edu) and [alice.lee@hccs.edu](mailto:alice.lee@hccs.edu) asap or by Thursday, June 11, 2015.

If you have any questions, please feel free to contact me.

*Alice Lee*  
*Houston Community College*  
*Risk Management*  
*3100 Main*  
*Houston, TX 77002*  
*P: 713-718-5101*  
*EFax: 9-713-718-5177*  
[alice.lee@hccs.edu](mailto:alice.lee@hccs.edu)

## **Exhibit J**

### **Loss Information for Excess Liability**

**To be provided via separate amendment**



**Exhibit K:**  
**Loss Information for**  
**Asbestos/Environmental Liability**

Data valued as of: 02/26/2014

## Zero Loss Run Summary



Policy Number : 5977994

### *Houston Community College System*

Policy/Loss Year(s) requested : 2003 , 2004 , 2005 , 2006 , 2007 , 2008 , 2009 , 2010 , 2011 , 2012 , 2013 , 2014

The Policy has no claim data for the years requested above (unless indicated by the link to Loss Run Report)

Claim Count	Paid	Reserves	Recoveries	Incurred
0	\$0.00	\$0.00	\$0.00	\$0.00

**Exhibit L:**  
**Board of Trustee, HCCS**

## About the Board of Trustees

The Board of Trustees is the official governing body of Houston Community College. The Board is composed of nine members who are elected from single-member districts and who serve without remuneration. Board members are elected to staggered six-year terms. The Board has final authority to determine and interpret the policies that govern HCC. As part of their duties, the trustees maintain a full schedule of community service, public appearances, speaking engagements and legislative affairs on behalf of HCC. Board members represent an impressive mix of individual talents and professional backgrounds enabling them to provide governance of the highest quality.

## Board Members



Zeph Capo  
District I  
Chair



Robert Glaser  
District V  
Vice Chair



Dr. Adriana Tamez  
District III  
Secretary



Dave Wilson  
District II



Dr. Carolyn Evans-Shabazz  
District IV



Sandie Mullins  
District VI



Neeta Sane  
District VII



Eva L. Lored  
District VIII



Christopher W. Oliver  
District IX

**Exhibit M:**  
**Intentionally Omitted**


**Exhibit N:**  
**Audited Financial Statement 2014,**  
**HCCS**



# Houston Community College

## Financial Statements and Single Audit Reports

August 31, 2014 and 2013





# **Houston Community College**

## **Financial Statement and Single Audit Report**

### **August 31, 2014 and 2013**

Please use the following website for HCC 2014-2013 **Financial Statement** and Single Audit.

<http://www.hccs.edu/district/about-us/annual-financial-report/>

**Exhibit O:**  
**Board of Directors, Foundation**

Please use the following website link to view the current HCC Foundation –  
Board of Directors <https://www.hccsfoundation.org/page.aspx?pid=891>

**Exhibit P:**  
**Budget, Foundation**

## **HCC Foundation Board of Directors 2014-2016**

*(23 HCC Foundation Board of Directors/42 HCC Emeritus Members)*

**Shawn A. Taylor, President**  
*G&T Restaurant Group, LLC*

**Lina Sabouni, Secretary**  
*AUTOARCH Architects*

David E. Baker  
*CenterPoint Energy*  
Alice Chen  
*MetLife Houston*  
Marcus Davis  
*The Breakfast Klub*  
Dwayne Ellis  
*Baylor College of Medicine*

Marcia Faschingbauer  
*Excargo Services*

John L. Guess, III  
*Guess Group, Inc.*

Laura Le Harvey  
*Stream Realty Partners*

Dr. Stephen L. Klineberg  
*Rice University*

Alfred W. Lasher, III  
*The Lasher Company*

Debra L. LeBlanc  
*BMC Software*

**Mary R. Williams, 1st Vice President**  
*Community Volunteer*

**Suewan Johnson, Treasurer**  
*BNY Mellon*

Nancy Manderson  
*Community Volunteer*

Arturo G. Michel  
*Thompson & Horton LLP*

Ricky A. Raven  
*Thompson & Knight LLP*

David Regenbaum  
*Association Management, Inc.*

Susan D. Sarofim  
*Community Volunteer*

Randy Sim  
*Satsun Corporation*

Dr. Karun Sreerama  
*ESPA CORP, Inc.*

The Honorable Clarence Rankin Yates  
*United States Immigration Court*

Dr. Nancy Zefo  
*Community Volunteer*

### **Board Liaisons**

Robert Glaser, Vice Chair, Trustee District V (*Ex Officio*)

Dr. Adriana Tamez, Secretary, Trustee III (*Ex Officio*)

### **Ex-Officios**

Cesar Maldonado, Ph.D, P.E., Chancellor, HCC

Carne Williams, CFRE, Executive Director, HCC Foundation

### **Emeritus**

Sharon M. Adams  
Ambassador Christopher Ashby  
Charles R. (Bob) Bellomy  
Ginger Renfroe Blanton  
Ann Brinkerhoff  
Travis C. Broesche  
Jesse Brown  
Penny Butler  
Judge Alfred J. Calloway  
Dr. Dorothy E. F. Caram  
Tony Chase  
Ann W. Cheng  
Mark L. Christensen  
Hank Coleman

Michael Dee  
Marc Eckhart  
Harriet Foster  
Marc E. Grossberg  
Alan Helfman  
Cecilia Hernandez  
Dr. Harry D. Holmes  
Patrick Johnson  
Dr. Nicolás Kanellos  
Deborah T. Kearns  
Stephen H. Le  
Gigi Lee  
Herman Litt  
Silvia Mintz

Roy Nolen  
Michael S. Parmet  
Rao Ratnala  
Walter Rimbau  
Scott E. Rozzell  
Nancy Ruez  
Ali A. Saberioon  
Kathryn S. Stream  
Jose Adan Treviño  
Massey Villarreal  
Ronald W. Woliver  
James Palmer Woodson  
Dr. Richard W. Yee  
The Honorable Fred S. Zeidman

### **Emeritus (In Memoriam)**

Dr. A. Lee Burch, AIA (1949-2011)

John S. Chase (1926-2012)

William M. Coats, Jr. (1940-2010)

Report ID: HGLS7006  
 Fiscal Year: 2015 Period: 10  
 0481 Director Foundation

PeopleSoft  
 DEPARTMENT SUMMARY BY PROGRAM  
 As Of JUN 10, 2015

Page No. 1  
 Run Date 06/10/2015  
 Run Time 14:38:59

Original Budget	Budget Adjustments	Adjusted Budget	Description	BP/Bref Fund/Acct	Current Activity	Year-to-Date Activity	Pre-Encumb / Encumbrances	SubTotal Avail Balance	Total Avail Balance
			<b>EY2015</b>		2015				
			<b>OFFICE OF EXT FUNDING</b>		250				
			<b>CUR FUND UNRESTRICTED</b>		1110				
0	0	0	OTHER LOCAL INCOME						
0	0	0	MISCELLANEOUS	57011	0	110	0	-110	-110
0	0	0	TOTAL OTHER LOCAL INCOME		0	110	0	-110	-110
			<b>SALARIES AND WAGES</b>						
7,200	0	7,200	Other Professional FT Stipends	B6110A	0	0	0	7,200	
0	0	0	OTHR PROFES OTHER STIPEND	61107	0	5,400	0	-5,400	1,800
49,016	0	49,016	Sec & Cler FT	B6105P	0	0	0	49,016	
0	0	0	Sec/Cler FT Longevity	60051	0	488	0	-488	
0	0	0	SEC & CLER FT	61051	0	29,473	0	-29,473	19,056
35	155	190	Sec & Cler OT	B6105O	0	0	0	190	
0	0	0	SEC & CLER OTHER OVERTIME	61057	0	141	0	-141	49
51,104	0	51,104	Sec & Cler PT	B6105P	0	0	10,048	41,056	
0	0	0	SEC & CLER FT	61052	0	19,189	0	19,189	21,866
629,888	-84,651	541,235	Other Profess FT	B6110P	0	0	95,922	445,313	
0	0	0	Other Prof Longevity	60101	0	1,575	0	-1,575	
0	0	0	OTHR PROFES FT	61101	0	172,976	0	-172,976	70,763
724,243	-84,498	639,745	TOTAL SALARIES AND WAGES		0	429,242	105,970	104,533	104,533
			<b>SUPPLIES GEN EXP</b>						
36,987	-155	36,832	Supplies & Gen Expenses	B62000	0	0	0	36,832	
0	0	0	POSTAGE	62061	0	4,445	0	-4,445	
0	0	0	Overnight Carriers	62064	0	51	0	-51	32,335
0	0	0	SUPPLIES & GEN EXPENSES	62001	0	1,811	0	-1,811	
0	0	0	CREDIT CARD/TKLE CK EXPENSE	62002	0	3,616	0	-3,616	
0	0	0	DEPT FOOD EXPENSE	62005	0	4,144	0	-4,144	
0	0	0	PROCUREMENT CARD TRANSACTION	62006	0	853	0	-853	-10,424
0	0	0	PRINTING GENERAL	62021	0	687	0	-687	-687
36,987	-155	36,832	TOTAL SUPPLIES GEN EXP		0	15,607	0	21,225	21,225
			<b>TRAVEL</b>						
7,039	0	7,039	Travel	B62070	0	0	0	7,039	7,039
0	0	0	TRAVEL OUT OF STATE	62073	0	2,691	0	-2,691	-2,691
7,039	0	7,039	TOTAL TRAVEL		0	2,691	0	4,348	4,348

Report ID: HQLS7006  
 Fiscal Year: 2015 Period: 10  
 0481 Director Foundation

PeopleSoft  
 DEPARTMENT SUMMARY BY PROGRAM  
 As Of JUN 10, 2015

Page No. 2  
 Run Date 06/10/2015  
 Run Time 14:38:59

Original Budget	Budget Adjustments	Adjusted Budget	Description	BP/Bref Fund/Acct	Current Activity	Year-to-Date Activity	Pre-Encumb / Encumbrance	SubTotal Avail Balance	Total Avail Balance
3,775	0	3,775	MARKETING/ADVERTISING	B62100	0	0	0	3,775	3,775
3,775	0	3,775	TOTAL MARKETING/ADVERTISING		0	0	0	3,775	3,775
123,103	0	123,103	CONTRACTED SERVICES	B65000	0	0	0	123,103	123,103
0	0	0	Contracted Services	65012	0	5,199	0	-5,199	
0	0	0	OTHER PROFESSIONAL FEES	65013	0	49,946	0	-49,946	-55,145
123,103	0	123,103	TOTAL CONTRACTED SERVICES		0	55,145	0	67,958	67,958
9,122	0	9,122	OTHER INSTITUTIONAL EXPENDITUR	B65500	0	0	0	9,122	9,122
0	0	0	Other Institutional Expenses	65509	0	7,185	0	-7,185	
0	0	0	OFFICIAL FUNCTIONS	65511	0	1,937	0	-1,937	-9,122
9,122	0	9,122	TOTAL OTHER INSTITUTIONAL EXPENDITUR		0	9,122	0	0	0
30,450	0	30,450	MATERIAL SUPPLIES EXPENDITURES	B67000	0	0	0	30,450	30,450
0	0	0	Instructional Material/Supplie	67041	0	18,048	0	-18,048	-18,048
30,450	0	30,450	TOTAL MATERIAL SUPPLIES EXPENDITURES		0	18,048	0	12,402	12,402
0	0	0	TOTAL CUR FUND UNRESTRICTED	1110	0	110	0	-110	-110
0	0	0	REVENUE		0	0	0	0	0
934,719	-84,653	850,066	EXPENDITURES		0	529,856	105,978	214,240	214,240
0	0	0	TRANSFERS IN		0	0	0	0	0
0	0	0	TRANSFERS OUT		0	0	0	0	0
0	0	0	TOTAL OFFICE OF EXT FUNDING	299	0	110	0	-110	-110
0	0	0	REVENUE		0	0	0	0	0
934,719	-84,653	850,066	EXPENDITURES		0	529,856	105,978	214,240	214,240
0	0	0	TRANSFERS IN		0	0	0	0	0
0	0	0	TRANSFERS OUT		0	0	0	0	0
			<u>AUXILIARY ENTERPRISES</u>	975					
			<u>AUXILIARY</u>	3118					
102,120	0	102,120	SALARIES AND WAGES	B6118F	0	0	1,804	100,316	
0	0	0	Other Profess FT	60191	0	1,350	0	-1,350	
0	0	0	Other Prof Longevity	61181	0	76,509	0	-76,509	22,457
			OTHR PROFESS FT						

Report ID: HGL57006  
 Fiscal Year: 2015 Period: 10  
 0481 Director Foundation

PeopleSoft  
 DEPARTMENT SUMMARY BY PROGRAM  
 As Of JUN 10, 2015

Page No. 3  
 Run Date 06/10/2015  
 Run Time 14:38:59

Original Budget	Budget Adjustments	Adjusted Budget	Description	BP/BRef Fund/Acct	Current Activity	Year-to-Date Activity	Pre-Encumb / Encumbrances	SubTotal Avail Balance	Total Avail Balance
102,120	0	102,120	TOTAL SALARIES AND WAGES		0	77,859	1,804	22,457	22,457
18,757	0	18,757	EMPLOYER BENEFITS						
0	0	0	Benefits	B61900	0	0	0	18,757	18,757
0	0	0	TAX CONTRIBUTIONS	61911	0	1,080	0	-1,080	-1,080
0	0	0	HEALTH INSURANCE OTHER	61946	0	11,582	0	-11,582	-11,582
0	0	0	TRS EXPENSE-HCCS FUNDED	61985	0	5,294	0	-5,294	-5,294
18,757	0	18,757	TOTAL EMPLOYEE BENEFITS		0	17,956	0	801	801
30,500	0	30,500	SUPPLIES GEN EXP						
0	0	0	Supplies & Gen Expenses	B62000	0	0	0	30,500	30,423
0	0	0	POSTAGE	62061	0	77	0	-77	
0	0	0	SUPPLIES & GEN EXPENSES	62001	0	8,943	0	-8,943	
0	0	0	OTHER SUPPLIES/GEN EXP	62002	0	3,621	0	-3,621	
0	0	0	DEPT FOOD EXPENSE	62005	0	5,610	0	-5,610	
0	0	0	PROCUREMENT CARD TRANSACTION	62006	0	2,884	0	-2,884	-21,058
0	0	0	PRINTING GENERAL	62021	0	5,596	0	-5,596	-5,596
30,500	0	30,500	TOTAL SUPPLIES GEN EXP		0	26,731	0	3,769	3,769
6,000	0	6,000	TRAVEL						
0	0	0	Travel	B62070	0	0	0	6,000	6,000
0	0	0	TRAVEL IN DISTRICT	62071	148	2,580	0	-2,580	
0	0	0	TRAVEL OUT OF DISTRICT	62072	0	564	0	-564	
0	0	0	TRAVEL OUT OF STATE	62073	0	1,522	0	-1,522	-4,665
6,000	0	6,000	TOTAL TRAVEL		148	4,665	0	1,335	1,335
50,000	0	50,000	CONTRACTED SERVICES						
0	0	0	Contracted Services	B65000	0	0	11,040	38,960	38,960
0	0	0	ADMINISTRATIVE SERVICE FEES	65011	0	25	0	-25	
0	0	0	OTHER PROFESSIONAL FEES	65012	0	9,058	0	-9,058	
0	0	0	OTHER CONTRACT SERV FEES	65013	0	22,080	0	-22,080	-31,163
50,000	0	50,000	TOTAL CONTRACTED SERVICES		0	31,163	11,040	7,797	7,797
0	0	0	TOTAL AUXILIARY REVENUE	3110	0	0	0	0	0
0	0	0	TRANSFERS IN EXPENDITURES		0	0	0	0	0
207,377	0	207,377	TRANSFERS OUT		148	158,174	12,844	36,159	36,159
0	0	0	TOTAL AUXILIARY ENTERPRISES REVENUE	975	0	0	0	0	0

Report ID: HGL87006  
 Fiscal Year: 2015 Period: 10  
 0481 Director Foundation

Peoplesoft  
 DEPARTMENT SUMMARY BY PROGRAM  
 As Of JUN 10, 2015

Page No. 4  
 Run Date 06/10/2015  
 Run Time 14:38:59

Original Budget	Budget Adjustments	Adjusted Budget	Description	BP/BRef Fund/Acct	Current Activity	Year-to Date Activity	Pre-Encumb / Encumbrance	SubTotal Avail Balance	Total Avail Balance
0	0	0	TRANSFERS IN		0	0	0	0	0
207,377	0	207,377	EXPENDITURES		148	158,374	12,844	36,159	36,159
0	0	0	TRANSFERS OUT		0	0	0	0	0
-----									
0	0	0	TOTAL FY2015	2015	0	110	0	-110	-110
0	0	0	REVENUE		0	0	0	0	0
1,142,096	-84,653	1,057,443	TRANSFERS IN		148	688,230	118,914	250,399	250,399
0	0	0	EXPENDITURES		0	0	0	0	0
0	0	0	TRANSFERS OUT		0	0	0	0	0
-----									
0	0	0	TOTAL Director Foundation	0481	0	110	0	-110	-110
0	0	0	REVENUE		0	0	0	0	0
1,142,096	-84,653	1,057,443	TRANSFERS IN		148	688,230	118,914	250,399	250,399
0	0	0	EXPENDITURES		0	0	0	0	0
0	0	0	TRANSFERS OUT		0	0	0	0	0
-----									

End of Report



**Exhibit Q:**  
**Audited Financial Statement 2014,**  
**Foundation**

**Houston Community College  
Foundation**

**Financial Statements**

**August 31, 2014 and 2013**



**CRI** CARR  
RIGGS &  
INGRAM

CPAs and Advisors

[CRIcpa.com](http://CRIcpa.com) | [blog.cricpa.com](http://blog.cricpa.com)



**Houston Community College Foundation  
Table of Contents  
August 31, 2014 and 2013**

<b>REPORT</b>	
Independent Auditor's Report	1
<b>Financial Statements</b>	
Statements of Financial Position	3
Statements of Activities	4
Statements of Cash Flows	6
Notes to the Financial Statements	7



**CRI** CARR  
RIGGS &  
INGRAM  
CPAs and Advisors

Carr, Riggs & Ingram, LLC  
Two Riverway, 15th Floor  
Houston, TX 77056

(713) 621-8090  
(713) 621-6907 (fax)  
[www.cricpa.com](http://www.cricpa.com)

## **INDEPENDENT AUDITOR'S REPORT**

To the Board of Directors  
Houston Community College Foundation  
Houston, Texas

We have audited the accompanying financial statements of Houston Community College Foundation (the Foundation), which comprise the statements of financial position as of August 31, 2014 and 2013, and the related statements of activities and cash flows for the years then ended, and the related notes to the financial statements.

### **Management's Responsibility for the Financial Statements**

Management is responsible for the preparation and fair presentation of these financial statements in accordance with accounting principles generally accepted in the United States of America; this includes the design, implementation, and maintenance of internal control relevant to the preparation and fair presentation of financial statements that are free from material misstatement, whether due to fraud or error.

### **Auditor's Responsibility**

Our responsibility is to express an opinion on these financial statements based on our audits. We conducted our audit in accordance with auditing standards generally accepted in the United States of America. Those standards require that we plan and perform the audit to obtain reasonable assurance about whether the financial statements are free from material misstatement.

An audit involves performing procedures to obtain audit evidence about the amounts and disclosures in the financial statements. The procedures selected depend on the auditor's judgment, including the assessment of the risks of material misstatement of the financial statements, whether due to fraud or error. In making those risk assessments, the auditor considers internal control relevant to the entity's preparation and fair presentation of the financial statements in order to design audit procedures that are appropriate in the circumstances, but not for the purpose of expressing an opinion on the effectiveness of the entity's internal control. Accordingly, we express no such opinion. An audit also includes evaluating the appropriateness of accounting policies used and the reasonableness of significant accounting estimates made by management, as well as evaluating the overall presentation of the financial statements.

We believe that the audit evidence we have obtained is sufficient and appropriate to provide a basis for our audit opinion.

## Opinion

In our opinion, the financial statements referred to above present fairly, in all material respects, the financial position of Houston Community College Foundation as of August 31, 2014 and 2013, and the results of its operations and its cash flows for the years then ended in accordance with accounting principles generally accepted in the United States of America.

*Caru, Riggs & Ingram, L.L.C.*

Houston, Texas  
February 24, 2015

**Houston Community College Foundation  
Statements of Financial Position**

<i>August 31,</i>	2014	2013
<b>Assets</b>		
Current assets		
Cash and cash equivalents	\$ 423,936	\$ 679,824
Contributions receivable	1,508,897	2,105,418
Due from related party	182,762	-
Investments, at fair value	2,640,479	2,636,261
<b>Total current assets</b>	<b>4,756,074</b>	<b>5,421,503</b>
Noncurrent assets		
Contributions receivable, net	2,950,529	4,299,540
Investments, at fair value, restricted for endowments	6,420,809	4,565,278
<b>Total noncurrent assets</b>	<b>9,371,338</b>	<b>8,864,818</b>
<b>Total assets</b>	<b>\$ 14,127,412</b>	<b>\$ 14,286,321</b>
<b>Liabilities</b>		
Due to related party	\$ 22,880	\$ 133,970
<b>Commitments and contingencies</b>		
<b>Net assets</b>		
Unrestricted	396,601	307,836
Temporarily restricted	4,201,714	4,614,397
Permanently restricted	9,506,217	9,230,118
<b>Total net assets</b>	<b>14,104,532</b>	<b>14,152,351</b>
<b>Total liabilities and net assets</b>	<b>\$ 14,127,412</b>	<b>\$ 14,286,321</b>

The accompanying footnotes are an integral part of these financial statements.

## Houston Community College Foundation Statement of Activities

<i>For the year ended August 31,</i>	2014			
	Unrestricted	Temporarily Restricted	Permanently Restricted	Total
<b>Support and income</b>				
Contributions and donations	\$ 287,906	\$ 2,144,844	\$ 285,699	\$ 2,718,449
In-kind revenue	1,053,515	-	-	1,053,515
Interest and dividend income	-	102,398	-	102,398
Realized and unrealized income on investments	-	653,994	-	653,994
Vending income	222,609	-	-	222,609
Net assets released from restrictions	3,035,294	(3,035,294)	-	-
<b>Total support and income</b>	<b>4,599,324</b>	<b>(134,058)</b>	<b>285,699</b>	<b>4,750,965</b>
<b>Program services</b>				
Scholarships	1,557,652	-	-	1,557,652
Grant distributions	1,381,555	-	-	1,381,555
<b>Total program services</b>	<b>2,939,207</b>	<b>-</b>	<b>-</b>	<b>2,939,207</b>
<b>Support services</b>				
Fundraising	166,606	-	-	166,606
Vending distributions	192,087	-	-	192,087
Administration	1,200,884	-	-	1,200,884
<b>Total support services</b>	<b>1,559,577</b>	<b>-</b>	<b>-</b>	<b>1,559,577</b>
<b>Total program and support services</b>	<b>4,498,784</b>	<b>-</b>	<b>-</b>	<b>4,498,784</b>
Loss on receivable write-off	11,775	278,625	9,600	300,000
Increase (decrease) in net assets	88,765	(412,683)	276,099	(47,819)
<b>Net assets, beginning of year</b>	<b>307,836</b>	<b>4,614,397</b>	<b>9,230,118</b>	<b>14,152,351</b>
<b>Net assets, end of year</b>	<b>\$ 396,601</b>	<b>\$ 4,201,714</b>	<b>\$ 9,506,217</b>	<b>\$ 14,104,532</b>

The accompanying footnotes are an integral part of these financial statements.

## Houston Community College Foundation Statement of Activities

<i>For the year ended August 31,</i>	2013			
	Unrestricted	Temporarily Restricted	Permanently Restricted	Total
<b>Support and income</b>				
Contributions and donations	\$ 149,059	\$ 2,142,222	\$ 708,773	\$ 3,000,054
In-kind revenue	1,233,840	-	-	1,233,840
Interest and dividend income	-	28,270	-	28,270
Realized and unrealized income on investments	-	45,749	-	45,749
Vending income	200,784	-	-	200,784
Net assets released from restrictions	3,720,336	(3,720,336)	-	-
<b>Total support and income</b>	<b>5,304,019</b>	<b>(1,504,095)</b>	<b>708,773</b>	<b>4,508,697</b>
<b>Program services</b>				
Scholarships	1,378,142	-	-	1,378,142
Grant distributions	2,127,007	-	-	2,127,007
<b>Total program services</b>	<b>3,505,149</b>	<b>-</b>	<b>-</b>	<b>3,505,149</b>
<b>Support services</b>				
Fundraising	11,117	-	-	11,117
Vending distributions	153,619	-	-	153,619
Administration	1,625,978	-	-	1,625,978
<b>Total support services</b>	<b>1,790,714</b>	<b>-</b>	<b>-</b>	<b>1,790,714</b>
<b>Total program and support services</b>	<b>5,295,863</b>	<b>-</b>	<b>-</b>	<b>5,295,863</b>
Increase (decrease) in net assets	8,156	(1,504,095)	708,773	(787,166)
<b>Net assets, beginning of year</b>	<b>299,680</b>	<b>6,118,492</b>	<b>8,521,345</b>	<b>14,939,517</b>
<b>Net assets, end of year</b>	<b>\$ 307,836</b>	<b>\$ 4,614,397</b>	<b>\$ 9,230,118</b>	<b>\$ 14,152,351</b>

The accompanying footnotes are an integral part of these financial statements.



## Houston Community College Foundation Statements of Cash Flows

<i>For the years ended August 31,</i>	2014	2013
<b>Operating activities</b>		
Changes in net assets	\$ (47,819)	\$ (787,166)
Adjustments to reconcile changes in net assets to net cash provided by operating activities:		
Contributions restricted for permanent endowments	(285,699)	(708,773)
Net realized and unrealized gain on investments	(653,994)	(45,749)
Loss on receivable write-off	300,000	-
Change in operating assets and liabilities:		
Contributions receivable	1,645,532	1,577,646
Due from related party	(182,762)	-
Due to related party	(111,090)	112,413
<b>Total adjustments</b>	<b>711,987</b>	<b>935,537</b>
<b>Net cash provided by operating activities</b>	<b>664,168</b>	<b>148,371</b>
<b>Investing activities</b>		
Proceeds from sale of investments	2,007,010	2,390,166
Purchases of investments	(3,212,765)	(5,581,147)
<b>Net cash used in investing activities</b>	<b>(1,205,755)</b>	<b>(3,190,981)</b>
<b>Contributions restricted for permanent endowments</b>	<b>285,699</b>	<b>708,773</b>
<b>Decrease in cash and cash equivalents</b>	<b>(255,888)</b>	<b>(2,333,837)</b>
<b>Cash and cash equivalents, beginning of year</b>	<b>679,824</b>	<b>3,013,661</b>
<b>Cash and cash equivalents, end of year</b>	<b>\$ 423,936</b>	<b>\$ 679,824</b>

The accompanying footnotes are an integral part of these financial statements.

## Houston Community College Foundation Notes to the Financial Statements

### NOTE 1: ORGANIZATION

The Houston Community College Foundation (the "Foundation") was organized in the State of Texas on May 13, 1976 to function as a nonprofit foundation. The Foundation's purpose is (1) to maintain, develop, increase and extend the facilities and services of the Houston Community College System (the "System"); (2) to provide broad educational opportunities to the System's students, staff, faculty and the residents of the geographical area that the System serves; (3) to solicit and receive by gift, grant, devise, or otherwise, property, both real and personal, and to manage and administer the same, and (4) to make contributions, grants, gifts and transfers of property to or for the benefit of the System, or to or for the benefit of other organizations identified and associated with the System and which are tax-exempt organizations.

### NOTE 2: SUMMARY OF SIGNIFICANT ACCOUNTING POLICIES

#### *Financial Statement Presentation*

The financial statements of the Foundation have been prepared on the accrual basis of accounting in accordance with accounting principles generally accepted in the United States of America. The Foundation's resources are reported for accounting purposes in separate classes of net assets based on the existence or absence of donor-imposed restrictions. Accordingly, net assets of the Foundation and changes therein are classified and reported as follows:

*Unrestricted* – Net assets that are not subject to donor-imposed stipulations. Unrestricted net assets may be designated for specific purposes by action of the Board of Directors.

*Temporarily Restricted* – Net assets subject to donor imposed stipulations that may or will be met either by actions of the Foundation and/or passage of time.

*Permanently Restricted* – Net assets subject to donor-imposed stipulations that they be maintained permanently by the Foundation. Generally, the donors of these assets permit the Foundation to use all or part of the income earned on the related investments for specific or general purposes.

#### *Fair Value Considerations*

The Foundation uses fair value to measure financial assets and liabilities. Fair value is defined as the price that would be received to sell an asset or paid to transfer a liability in an orderly transaction between market participants. The fair value hierarchy established and prioritized fair value measurements into three levels based on the nature of the inputs. The hierarchy gives the highest priority to inputs based on market data from independent sources (observable inputs-Level 1) and the lowest priority to a reporting entity's internal assumptions based upon the best information available when external market data is limited or unavailable (unobservable inputs-Level 3).

## Houston Community College Foundation Notes to the Financial Statements

### NOTE 2: SUMMARY OF SIGNIFICANT ACCOUNTING POLICIES (Continued)

The fair value option allows entities to choose, at specified election dates, to measure eligible financial assets and financial liabilities at fair value that are not otherwise required to be measured at fair value. If an organization elects the fair value option for an eligible item, changes in that item's fair value in subsequent reporting periods must be recognized in current earnings. The Foundation did not elect the fair value option for the measurement of any eligible assets or liabilities.

The Foundation's other financial instruments (primarily cash and cash equivalents, contribution receivables and payables) are carried in the accompanying statements of financial position at amounts which reasonably approximate fair value.

#### *Cash and Cash Equivalents*

For purposes of the statements of cash flows, the Foundation considers all highly liquid investments with initial maturities of three months or less to be cash equivalents. Cash and cash equivalents held in money market mutual funds are reported as investments instead of cash equivalents because the Foundation holds those funds as an endowment.

#### *Contributions Receivable and Promises to Give*

Contributions receivable are amounts recorded from unconditional promises to give by third parties. Unconditional promises to give are recorded at net realizable value if expected to be collected in one year. Amounts that are expected to be collected in future years are discounted to estimate the present value of future cash flows, if material. Conditional promises to give are recorded as refundable advances when received, and are recognized as revenue when the conditions have been met.

If contributions receivable become doubtful of collection, allowances are made to the extent the amounts are determined to be doubtful, and are charged to expense. If doubtful amounts are subsequently determined to be uncollectible, they are written off against allowances in the period determined. The Foundation considers contributions receivable to be fully collectible.

#### *Investments and Investment Return*

Investments are mostly comprised of endowed funds invested for the purpose of generating income for scholarships. The Foundation carries investments in marketable securities at fair value. Investment return is reported in the statements of activities as an increase in unrestricted net assets unless otherwise specified by donor restrictions. Unrealized gains and losses are included in the change in the net assets in the accompanying statements of activities. Donated marketable securities are recorded as contributions at their estimated fair values at the date of donation.

## Houston Community College Foundation Notes to the Financial Statements

### NOTE 2: SUMMARY OF SIGNIFICANT ACCOUNTING POLICIES (Continued)

Under the laws of the State of Texas, the Board of Directors may appropriate for expenditure, for the uses and purposes for which the endowment is established, the net appreciation, realized and unrealized, in the fair value of the assets of an endowment in excess of the historic dollar value. The Board of Directors determines the amount of such appropriation annually. The aggregate unrealized gains and losses on donor-restricted endowment net asset balances are included in temporarily restricted net assets in the financial statements.

#### *Contributions*

Contributions are recorded as revenue at fair value when an unconditional commitment is received from the donor. Contributions received are classified as unrestricted, temporarily restricted, or permanently restricted support depending on the existence and/or nature of any donor restrictions.

Support that is restricted by the donor and is to be used in future periods is reported as an increase in temporarily restricted net assets in the reporting period in which the support is recognized. When a restriction expires, temporarily restricted net assets are reclassified to unrestricted net assets and reported in the statement of activities as net assets released from restrictions. Support that is restricted in perpetuity by the donor is recorded as permanently restricted net assets. In accordance with the donor restrictions, income earned from permanently restricted net assets are recorded as temporarily restricted net assets until such income is released from restrictions.

#### *Donated Materials, Services, and Facilities*

The Foundation receives donated materials, services and facilities from the System and third parties. The values of these items are reflected in unrestricted revenues and program and administrative expenses. Materials, services and facilities donated to the Foundation by the System are mostly valued at the actual costs incurred by the System in making those in-kind donations. Materials, administrative services, and office space donated from the System to the Foundation are further described in Note 10 of these financial statements. Approximately \$85,000 and \$177,000 have been reflected in the accompanying financial statements for services, materials, and equipment donated by other parties to the Foundation during 2014 and 2013, respectively, for the benefit of various departments at the System.

#### *Federal Income Taxes*

The Internal Revenue Service has determined that the Foundation is a publicly supported organization as defined in the Internal Revenue Code, Sections 509(a)(1) and 170(b)(1)(A)(vi). Accordingly, the Foundation is exempt from Federal income taxes under Section 501(c)(3) of the Internal Revenue Code.

The Foundation accounts for uncertain tax positions, when it is more likely than not, that such an asset or a liability will be realized. As of August 31, 2014, management believes there were no uncertain tax positions. The Foundation's federal tax return remains open to examination for a period of three years following its filing with the taxing authority.



## Houston Community College Foundation Notes to the Financial Statements

### NOTE 2: SUMMARY OF SIGNIFICANT ACCOUNTING POLICIES (Continued)

#### *Use of Estimates*

In preparing financial statements in conformity with accounting principles generally accepted in the United States of America, management is required to make estimates and assumptions that affect the reported amounts of assets and liabilities and the disclosure of contingent assets and liabilities at the date of the financial statements and the reported amounts of revenues and expenses during the reporting period. Actual results could differ from those estimates. Estimates that have the most impact on financial position and results of operations primarily relate to the collectability and present value of contributions receivables, the fair value of investments, and the allocation of expenses among functional areas. Management believes these estimates and assumptions provide a reasonable basis for the fair presentation of the financial statements.

#### *Subsequent Events*

The Foundation has evaluated subsequent events through the date the financial statements were available for issuance on February 24, 2015. No matters were identified affecting the financial statements and related disclosures.

### NOTE 3: PROGRAM AND SUPPORTING SERVICES

The cost of providing the various programs and activities of the Foundation has been summarized on a functional basis in the accompanying statements of activities.

The following program and supporting services are included in the statement of activities:

- Scholarships are payments made to the System for tuition and books on behalf of specified students, staff, and faculty of the System and the residents of the geographical area that the System serves.
- Grant distributions are payments made to the System for student societies and departmental needs of the students, staff, and faculty of the System.

## Houston Community College Foundation Notes to the Financial Statements

### NOTE 3: PROGRAM AND SUPPORTING SERVICES (Continued)

- Fundraising activities are directed at soliciting and receiving funds, gifts, grants, and property to enable the Foundation to fulfill its purpose.
- Administration consists of general supporting services that are necessary for the Foundation's daily operations and coordination of program activities.

### NOTE 4: CREDIT RISKS

The Foundation is subject to concentration of credit risk relating to marketable equity securities and it is at least reasonably possible that changes in net values of investment securities will occur in the near term and that such change could materially affect the amounts recorded in the statement of financial position. Marketable equity securities consist primarily of equity securities, bonds, mutual funds and alternative investments, which could subject the Foundation to losses in the event of a general down turn in the stock market.

At times throughout the year, the Foundation may maintain certain bank accounts in excess of the Federal Deposit Insurance Corporation (FDIC) insured limits. The Foundation has not experienced any losses from maintaining cash accounts in excess of the federally insured limit. Management believes that it is not exposed to any significant credit risk on cash accounts due the strength of the financial institutions in which the funds are held.

As of August 31, 2014, one donor accounted for 83% of contributions receivable. In 2014, approximately 16% of contributions were provided by one donor. As of August 31, 2013, one donor accounted for 74% of contributions receivable. In 2013, there were no significant contributions by donors.

### NOTE 5: FAIR VALUE INSTRUMENTS

Fair value is defined as the exchange price that would be received for an asset or paid to transfer a liability (an exit price) in the principal or most advantageous market for the asset or liability in an orderly transaction between market participants on the measurement date. The three tier fair value hierarchy requires an entity to maximize the use of observable inputs and minimize the use of unobservable inputs when measuring fair value.

## Houston Community College Foundation Notes to the Financial Statements

### NOTE 5: FAIR VALUE INSTRUMENTS (Continued)

The three levels of inputs that may be used to measure fair value are as follows:

- Level 1: Quoted market prices in active markets for identical assets or liabilities.
- Level 2: Inputs other than Level 1 inputs that are either directly or indirectly observable such as quoted prices for similar assets or liabilities in active markets; quoted prices for identical or similar assets or liabilities in markets that are not active; inputs other than quoted prices that are observable; or other inputs not directly observable, but derived principally from, or corroborated by, observable market data.
- Level 3: Unobservable inputs that are supported by little or no market activity.

Investments in equity securities with readily determinable fair values are carried at fair value based on quoted market values in active markets (Level 1). Investments in bonds are carried at fair value based on estimates using recently executed transactions, market price quotations, and pricing models that factor in, where applicable, interest rates and bond or credit default swap spreads (Level 2). The value of certain alternative investments that are not actively traded on an exchange shall be determined by obtaining quotes from brokers that normally deal in such securities or by an unaffiliated pricing service that may use actual trade data or procedures using market indices, matrices, yield curves, specific trading characteristics of certain groups of securities, pricing models or a combination of these procedures (Level 2). Other alternative investments are carried at fair value based on net asset value ("NAV") as a practical expedient, as provided by the investment managers or administrators of such alternative investments (Level 3). These alternative investments value the underlying investments generally using market value when available, and otherwise will use principles of fair value applied in good faith. Because of the inherent uncertainty of valuation, fair value may differ significantly from the value that would have been used had readily available markets for the investments in alternative investments existed.

Investments are exposed to various risks such as interest rate risk, market and credit risks. Because of these risks, it is at least reasonably possible that changes in the fair values of investments will occur in the near term and such changes could materially affect the amounts reported in the statements of financial position and the statements of activities.

The Foundation's Level 3 investments have been valued using unadjusted third-party transactions and quotations, unadjusted historical third-party information, or the unadjusted net asset value of the investments in private investment companies. No unobservable inputs internally developed by management have been applied to these investments.

## Houston Community College Foundation Notes to the Financial Statements

### NOTE 5: FAIR VALUE INSTRUMENTS (Continued)

The Board of Directors has adopted a specific investment objective for the Foundation. The investment objective is to invest all endowments, local, or other available funds to optimize the return on investment to the extent possible, balanced with the appropriate level of risk. The objective is pursued by holding mostly fixed income investments such as money market funds (cash equivalents), corporate bonds, publicly traded equities, mutual funds and alternative investments.

The fair value of financial assets measured on a recurring basis are as follows:

	Quoted Market Prices in Active Markets (Level 1)	Other Observable Inputs (Level 2)	Unobservable Inputs (Level 3)
<b>August 31, 2014:</b>			
Bonds	\$ -	\$ 1,588,952	\$ -
Equity securities	853,111	-	-
Mutual Funds			
High yield municipal (1)	186,073	-	-
Municipal (2)	266,010	-	-
Foreign markets (3)	859,710	-	-
Growth stocks (4)	253,033	-	-
Fixed income security (5)	265,741	-	-
Treasury funds	354,157	-	-
Alternative investments	2,092,507	1,186,670	1,155,324
<b>Total Investments</b>	<b>\$ 5,130,342</b>	<b>\$ 2,775,622</b>	<b>\$ 1,155,324</b>
<b>August 31, 2013:</b>			
Bonds	\$ -	\$ 930,713	\$ -
Equity securities	1,037,145	-	-
Mutual Funds			
High yield municipal (1)	120,804	-	-
Municipal (2)	473,291	-	-
Treasury funds	642,162	-	-
Alternative investments	3,448,290	296,863	252,271
<b>Total Investments</b>	<b>\$ 5,721,692</b>	<b>\$ 1,227,576</b>	<b>\$ 252,271</b>



## Houston Community College Foundation Notes to the Financial Statements

### NOTE 5: FAIR VALUE INSTRUMENTS – CONTINUED

The Mutual Funds have been classified based on the general characteristic of the investment focus and strategy with further classification below:

- (1) The investment seeks federal tax-exempt current income and taxable capital appreciation through investments mostly in municipal securities.
- (2) The investment seeks current income exempt from federal income tax, consistent with capital preservation through investments mostly in municipal securities.
- (3) The investment seeks long - term capital appreciation through investments in emerging and foreign markets, as well as in small and large value securities.
- (4) The investment seeks to track performance of a benchmark index that measures the investment return of large-capitalization growth stocks.
- (5) The investment seeks to maximize total return (capital appreciation and income), adjusted for the federal maximum tax rate, to the extent consistent with preservation of principal by investing primarily in fixed-income securities.

The following summarizes the investment return in the statements of activities for the years ended August 31:

	2014	2013
Dividend and interest income	\$ 102,398	\$ 28,270
Net realized and unrealized gain	653,994	45,749
	\$ 756,392	\$ 74,019

The following is a reconciliation of Level 3 investments for which significant unobservable inputs were used to determine fair value for the years ended August 31:

	2014	2013
Balance, beginning of year	\$ 252,271	\$ 483,317
Purchases	852,055	54,484
Sales	-	(281,655)
Net realized gains	44,674	3,569
Net change in unrealized appreciation	1,010	12,446
Transfers from (to) level 2	5,314	(19,890)
Balance, end of year	\$ 1,155,324	\$ 252,271

**Houston Community College Foundation  
Notes to the Financial Statements**

**NOTE 6: CONTRIBUTIONS RECEIVABLE**

Contributions are due to be collected as follows at August 31:

<i>August 31,</i>	2014	2013
Less than one year	\$ 1,508,897	\$ 2,105,418
One to five years	3,141,750	4,647,125
Total contributions receivable	4,650,647	6,752,543
Less: unamortized discount to net present value at 3.25%	(191,221)	(347,585)
Contributions receivable, net	\$ 4,459,426	\$ 6,404,958

**NOTE 7: TEMPORARILY RESTRICTED NET ASSETS**

Temporarily restricted net assets are available for the following purposes:

<i>August 31,</i>	2014	2013
Scholarships	\$ 2,866,476	\$ 2,427,783
Alumni activities	21,237	24,947
Education	1,138,594	1,932,689
Recruiting	22,322	98,438
Renovations and beautification	9,655	9,655
Other	143,430	120,885
	\$ 4,201,714	\$ 4,614,397

Included in scholarships and education above are \$47,750 and \$6,566, respectively, of amounts designated by the Board of Directors to be awarded for scholarships that have not been disbursed to eligible students as of August 31, 2014.

**NOTE 8: PERMANENTLY RESTRICTED NET ASSETS**

Permanently restricted net assets represent funds received by the Foundation to be held in perpetuity. The earnings on these funds are designated to fund specific scholarships and are included in temporarily restricted net assets until used. Permanently restricted funds consist of the following at August 31:

## Houston Community College Foundation Notes to the Financial Statements

### NOTE 8: PERMANENTLY RESTRICTED NET ASSETS (Continued)

<i>August 31,</i>	2014	2013
Investments	\$ 5,475,750	\$ 4,227,384
Contributions receivable, net	4,030,467	5,002,734
	<b>\$ 9,506,217</b>	<b>\$ 9,230,118</b>

### NOTE 9: ENDOWMENT FUNDS

The Foundation has a donor-restricted endowment fund which is maintained in accordance with explicit donor stipulations. The Foundation is subject to the Texas Uniform Prudent Management of Institutional Funds Act (the Act) which has been enacted by the state of Texas. The Board of Directors of the Foundation has interpreted the Act as requiring a focus on the entirety of a donor-restricted endowment fund, including the original gift amount and net appreciation. The Act provides guidelines about what constitutes prudent spending and explicitly requires consideration of preservation of the fund.

As a result of this interpretation, the Foundation classifies the amount specified by explicit donor stipulation as an endowment as permanently restricted net assets. This amount is not reduced by losses on investments in the endowment fund or by approved appropriations for expenditure from the fund.

The Foundation has adopted formal investment and spending policies for its endowment assets that attempt to provide the endowment fund with long-term capital growth consistent with the preservation of capital and the annual budget requirements within the withdrawal limitations as established by the Board of Directors.

The Foundation's spending policy provides a minimum investment period of one year for newly created endowment funds before any distributions can occur. The policy also provides for an annual spending rate on endowed funds not to exceed 4% and at no time can the spending rate exceed the actual rate of return, as defined in the policy. Additionally, investment management fees may be paid from the earnings on the endowed funds.

To satisfy its long-term growth objectives, the Foundation relies on a total return strategy in which investment returns are achieved through both capital appreciation (realized and unrealized) and current yield (interest and dividends). Earnings on the endowment assets (interest and dividends) are reinvested until the Foundation identifies an amount to be distributed in accordance with its spending policies.

From time to time, the fair value of assets associated with individual donor restricted endowment funds may fall below the level that the donor requires the Foundation to retain as a fund of perpetual donation. Deficiencies of this nature are reported in unrestricted net assets as an aggregate deficiency of the fair value of net endowment assets over permanently restricted net assets.

**Houston Community College Foundation  
Notes to the Financial Statements**

**NOTE 9: ENDOWMENT FUNDS (Continued)**

The following tables describe the Foundation's endowment net asset composition by type of fund and the changes in endowment net assets as of and for the years ended August 31:

***Endowment Net Asset Composition by Type of Fund***

	2014	2013
Temporarily restricted net assets	\$ 945,059	\$ 337,894
Permanently restricted net assets	5,475,750	4,227,384
	<b>\$ 6,420,809</b>	<b>\$ 4,565,278</b>

***Changes in Endowment Net Assets for the Years Ended August 31, 2014 and 2013***

	Unrestricted	Temporarily Restricted	Permanently Restricted	Total
<b>Endowment net assets,</b>				
<b>August 31, 2012</b>	\$ -	\$ 176,881	\$ 3,668,601	\$ 3,845,482
Investment income	-	19,334	-	19,334
Net appreciation	-	142,823	-	142,823
Contributions	-	-	558,783	558,783
Advisor fees	-	(1,144)	-	(1,144)
<b>Endowment net assets,</b>				
<b>August 31, 2013</b>	-	337,894	4,227,384	4,565,278
Investment income	-	31,529	-	31,529
Net appreciation	-	592,618	-	592,618
Contributions	-	-	1,248,366	1,248,366
Appropriations of endowment assets for expenditure	-	(7,764)	-	(7,764)
Advisor fees	-	(9,218)	-	(9,218)
<b>Endowment net assets,</b>				
<b>August 31, 2014</b>	<b>\$ -</b>	<b>\$ 945,059</b>	<b>\$ 5,475,750</b>	<b>\$ 6,420,809</b>

## Houston Community College Foundation Notes to the Financial Statements

### NOTE 10: SUPPORT AGREEMENT AND RELATED PARTY TRANSACTIONS

The Foundation and the System have entered into an agreement in which the System provides administrative support for Foundation activities at a level determined by the System to be appropriate, but only to the extent of availability of funds within the System's budget. Administrative support provided includes office space, an executive director and staff for the Foundation. The total support provided by the System to the Foundation in fiscal years ended August 31, 2014 and 2013 was approximately \$969,000 and \$1,056,000, respectively, and was included in the financial statements as unrestricted in-kind revenue.

Beginning January 31, 2011, the Foundation amended their Memo of Understanding with the System to increase office space rent to \$14,400 per year. This agreement was renewed effective January 1, 2013 to extend the lease term through December 31, 2016 at the same rental rate. Future lease commitments for fiscal years ending total: 2015 – \$14,400, 2016 – \$14,400, and 2017 - \$4,800. Total rent expense paid for the years ended August 31, 2014 and 2013 totaled \$14,400.

During the year, the Foundation remitted scholarship funds to the System to cover tuition, books, and other student fees for specified students of the System. During the years ended August 31, 2014 and 2013, the Foundation remitted \$691,827 and \$537,931, respectively, to the System which is included in scholarship expense in the accompanying financial statements. In addition, for the years ended August 31, 2014 and 2013, the Foundation remitted \$865,825 and \$840,211, respectively, to the System for student organization related costs. There was no scholarship funding due from the Foundation as of August 31, 2014. Total scholarship funding due from the Foundation to the System at August 31, 2013 was \$76,601. This amount has been included in the due to related party balances in the accompanying financial statements.

The Foundation advanced \$182,762 of scholarship funds to the System during the year ended December 31, 2014 and is included in due from related party in the accompanying financial statements. These advances will be used towards scholarships awarded for the Spring 2015 semester.

During each year, the Foundation will receive contributions for the benefit of faculty and staff at the System for various educational needs other than scholarships. Disbursements of these funds totaled approximately \$1.3 million and \$2 million for the years ended August 31, 2014 and 2013, respectively.

The Foundation is the administrator for the System's vending services. In return for administering the contract, the Foundation receives twenty percent of the total revenues from the vending machines before they remit it to the System. Revenue earned from the vending contract totaled \$222,609 and \$200,784 for the years ended August 31, 2014 and 2013, respectively. Disbursements to the System totaled \$192,087 and \$153,619 for the years ended August 31, 2014 and 2013, respectively. The Foundation renewed the contract for five years beginning March 1, 2014. Under the renewed contract, the Foundation is guaranteed an annual commission of \$210,000 to be paid in monthly installments at the end of each month of service. In accordance with the vending contract, funds due from the Foundation to the System at August 31, 2014 and 2013 totaled \$22,880 and \$56,835, respectively. These amounts have been included in the due to related party balances in the accompanying financial statements.

## **Exhibit R**

# **Loss Information for Educator's Legal Professional Liability**

Houston Community College

United Educators

See Exhibit "G"

**Exhibit S:**

**Workers' Compensation Experience  
Modifier and a List of Locations from  
Current Policy.**





## WORKERS COMPENSATION EXPERIENCE RATING

Risk Name: HOUSTON COMMUNITY COLLEGE SYSTEMS

Risk ID: 420533446

Rating Effective Date: 09/01/2015

Production Date: 04/30/2015

State: TEXAS

State	Wt	Exp Excess Losses	Expected Losses	Exp Prim Losses	Act Exc Losses	Ballast	Act Inc Losses	Act Prim Losses
TX	.47	758,218	1,285,117	526,899	167,350	151,800	631,789	464,439
(A) Wt	(B)	(C) Exp Excess Losses (D - E)	(D) Expected Losses	(E) Exp Prim Losses	(F) Act Exc Losses (H - I)	(G) Ballast	(H) Act Inc Losses	(I) Act Prim Losses
.47		758,218	1,285,117	526,899	167,350	151,800	501,149	333,799

	Primary Losses	Stabilizing Value	Ratable Excess	Totals	
Actual	(I) 333,799	$C * (1 - A) + G$ 553,656	(A) * (F) 78,655	(J) 966,110	
Expected	(E) 526,899	$C * (1 - A) + G$ 553,656	(A) * (C) 358,362	(K) 1,436,917	
	ARAP	FLARAP	SARAP	MAARAP	Exp Mod
Factors					(J) / (K) .67

RATING REFLECTS A DECREASE OF 70% MEDICAL ONLY PRIMARY AND EXCESS LOSS DOLLARS WHERE ERA IS APPLIED

© Copyright 1993-2015. All rights reserved. This product is comprised of compilations and information which are the proprietary and exclusive property of the National Council on Compensation Insurance, Inc. (NCCI). No further use, dissemination, sale, transfer, assignment or disposition of this product in whole or in part, may be made without the prior written consent of NCCI. This product is furnished "As is" "As available" "With all defects" and includes information available at the time of publication only. NCCI makes no representations or warranties of any kind relating to the product and hereby expressly disclaims any and all express, statutory, or implied warranties, including the implied warranty of merchantability, fitness for a particular purpose, accuracy, completeness, currentness, or correctness of any information or product furnished hereunder. All responsibility for the use of and for any and all results derived or obtained through the use of the product are the end user's and NCCI shall not have any liability thereto.

EXTENSION OF INFORMATION PAGE

PAGE 24

NAME AND ADDRESS OF INSURED  
HOUSTON COMMUNITY COLLEGE SYSTEM  
PO BOX 667517  
ATTN: GWENDOLYN DRUMGOOLE  
HOUSTON, TX 77266-7517

POLICY NUMBER  
TSF-0001121115 20140901

ISSUE DATE  
9-08-2014

ITEM 3D \*\* ENDORSEMENT SCHEDULE \*\*

STATE	NUMBER	DESCRIPTION	EDITION DATE
42	TM-LHW-2001	LONGSHORE/HARBOR ACT COVERAGE	9-24-2001
42	TM-LRC-2008	LIMITED REIMBURSEMENT COVERAGE	1-01-2008
42	PC-2003	POLICY CONDITIONS ENDORSEMENT	3-25-2003
42	TM-MV-2011	MUTUAL ENDORSEMENT FORM	1-01-2012
42	TM-TRIPRA-2008	TERRORISM RISK INSURANCE PROG	1-01-2008
42	TM-TPE-2008	TERRORISM PREMIUM ENDORSEMENT	1-01-2008
42	WC00 00 00B	WORKERS COMPENSATION AND EMPLO	7-01-2011
42	WC00 00 01A	WORKERS COMP/EMPLOYERS LIAB	7-01-2011
42	WC00 04 06	PREMIUM DISCOUNT	1-01-1994
42	WC42 03 01F	TEXAS AMENDATORY	1-01-2000
42	WC42 03 03B	TEXAS VOLUNTEER WORKERS CO	1-01-2000
42	WC42 04 04	GROUP PURCHASE OF WORKERS COMP	1-01-1994
42	WC42 04 07	AUDIT PREMIUM ENDORSEMENT	3-23-2002
42	WC42 04 08	NETWORK DISCOUNT	4-15-2006
42	WC42 03 04A	TX WAIVER OF RIGHT TO RECOVER	1-01-2000

This endorsement changes the policy to which it is attached effective on the inception date of the policy unless a different date is indicated below.

(The following "attaching clause" need be completed only when this endorsement is issued subsequent to preparation of the policy.)

This endorsement, effective on \_\_\_\_\_ at 12:01 A.M. standard time, forms a part of

Policy No. TSF-0001121115 20140901 of the Texas Mutual Insurance Company

Issued to HOUSTON COMMUNITY COLLEGE SYSTEM

Premium \$

NCCI Carrier Code 29939

Endorsement No.



Authorized Representative



WORKERS' COMPENSATION AND EMPLOYERS LIABILITY INSURANCE POLICY

INSURED NAME EXTENDED

EXTENSION OF INFORMATION PAGE

PAGE 2

POLICY NUMBER
TSF-0001121115 20140901
ISSUE DATE
9-08-2014

ITEM 1 \*\* INSURED NAME EXTENDED \*\*

HOUSTON COMMUNITY COLLEGE SYSTEM
HOUSTON COMMUNITY COLLEGE SYSTEM FOUNDATION
HOUSTON COMMUNITY COLLEGE SYSTEM TV BROADCASTING SYSTEM

OTHER
NON PROFIT CORPORATION
OTHER

This endorsement changes the policy to which it is attached effective on the inception date of the policy unless a different date is indicated below.

(The following "attaching clause" need be completed only when this endorsement is issued subsequent to preparation of the policy.)

This endorsement, effective on at 12:01 A.M. standard time, forms a part of

Policy No. TSF-0001121115 20140901 of the Texas Mutual Insurance Company

Issued to HOUSTON COMMUNITY COLLEGE SYSTEM

Premium \$

NCCI Carrier Code 29939

WC000001A (ED. 7-11)

Endorsement No.

Handwritten signature of authorized representative

Authorized Representative

INSURED'S COPY

SXCHAMBE 9-08-2014

PAGE 3

EXTENSION OF INFORMATION PAGE

NAME AND ADDRESS OF INSURED

HOUSTON COMMUNITY COLLEGE SYSTEM  
PO BOX 6675 17  
ATTN: GWENDOLYN DRUMGOOLE  
HOUSTON, TX 77266-7517

POLICY NUMBER

TSF-0001121115 20140901

ISSUE DATE

9-08-2014

ITEM 4 \*\* SCHEDULE OF OPERATIONS \*\*  
LOCATION INFORMATION

ST	LOC	CODE #	CLASSIFICATION	PREMIUM BASIS: TOTAL ESTIMATED ANNUAL REMUNERATION	RATE PER \$100 OF REMUNERATION	ESTIMATED ANNUAL PREMIUM
42	00001	8810	CLERICAL OFFICE EMPLOYEES NOC	17,466,334.00	.23	40,173.00
42	00001	9101	SCHOOL; ALL OTHER EMPLOYEES & DRIVERS	5,692,121.00	3.98	226,546.00
42	00001	8868	COLLEGE; PROFESSIONAL EMPLOYEES	160,361,536.00	.71	1,067,567.00
42	00001	8868	COLLEGE; PROFESSIONAL EMPLOYEES	IF ANY	1.16	
			Subj to Experience Mod of .56			
			Total Estimated Standard Premium			1,334,286.00

This endorsement changes the policy to which it is attached effective on the inception date of the policy unless a different date is indicated below.  
(The following "attaching clause" need be completed only when this endorsement is issued subsequent to preparation of the policy.)

This endorsement, effective on \_\_\_\_\_ at 12:01 A.M. standard time, forms a part of

Policy No. TSF-0001121115 20140901 of the Texas Mutual Insurance Company

Issued to HOUSTON COMMUNITY COLLEGE SYSTEM

Endorsement No.

Premium \$



Authorized Representative

NCCI Carrier Code 29939

WC000001A (ED. 7-11)

INSURED'S COPY

SXCHAMBE

9-08-2014



**WORKERS' COMPENSATION AND  
EMPLOYERS LIABILITY INSURANCE POLICY  
SCHEDULE OF OPERATIONS - STATE**

PAGE 4 EXTENSION OF INFORMATION PAGE

NAME AND ADDRESS OF INSURED  
HOUSTON COMMUNITY COLLEGE SYSTEM  
PO BOX 667517  
ATTN: GWENDOLYN DRUMGOOLE  
HOUSTON, TX 77266-7517

POLICY NUMBER  
TSF-0001121115 20140901  
  
ISSUE DATE  
9-08-2014

ITEM 4      \*\* SCHEDULE OF OPERATIONS \*\*  
STATE INFORMATION

ST	CODE #	DESCRIPTION	RATE	PREMIUM ADJUSTMENTS
42	0993	USL&H MINIMUM PREMIUM		100.00
42	9812	INCREASED LIMITS 1000/1000/1000	.020	27,219.00
42	0063	PREMIUM DISCOUNT	.109	46,988.00-
42	9898	EXPERIENCE MOD	.56	610,804.00-
42	0930	WAIVER OF SUBROGATION	.02	26,686.00
42	9887	SCHEDULE RATE MODIFIER	.63	287,633.00-
42	9874	HEALTH CARE NETWORK DISCOUNT	.12	58,770.00-
42	0900	EXPENSE CONSTANT		150.00
		<b>Total Premium Adjustments</b>		<b>950,040.00-</b>
		<b>Total Estimated Annual Premium</b>		<b>384,246.00</b>

This endorsement changes the policy to which it is attached effective on the inception date of the policy unless a different date is indicated below.  
(The following "attaching clause" need be completed only when this endorsement is issued subsequent to preparation of the policy.)

This endorsement, effective on \_\_\_\_\_ at 12:01 A.M. standard time, forms a part of

Policy No. TSF-0001121115 20140901 of the Texas Mutual Insurance Company

Issued to HOUSTON COMMUNITY COLLEGE SYSTEM

Endorsement No.

Premium \$



NCCI Carrier Code 29939

Authorized Representative

EXTENSION OF INFORMATION PAGE

PAGE 5

NAME AND ADDRESS OF INSURED

HOUSTON COMMUNITY COLLEGE SYSTEM  
PO BOX 667517  
ATTN: GWENDOLYN DRUMGOOLE  
HOUSTON, TX 77266-7517

POLICY NUMBER

TSF-0001121115 20140901

ISSUE DATE

9-08-2014

LOCATION NUMBER	ADDRESS	FEDERAL ID	EFFECTIVE	EXPIRES
00001	HOUSTON COMMUNITY COLLEGE SYSTEM 3100 MAIN ST HOUSTON, TX 77002-9312	74-1709152	9-01-2014	9-01-2015
00002	HOUSTON COMMUNITY COLLEGE SYSTEM 3200 MAIN ST HOUSTON, TX 77002-9314	74-1709152	9-01-2014	9-01-2015
00003	HOUSTON COMMUNITY COLLEGE SYSTEM 1205 HOLMAN ST HOUSTON, TX 77004-3831	74-1709152	9-01-2014	9-01-2015

This endorsement changes the policy to which it is attached effective on the inception date of the policy unless a different date is indicated below.  
(The following "attaching clause" need be completed only when this endorsement is issued subsequent to preparation of the policy.)

This endorsement, effective on

at 12:01 A.M. standard time, forms a part of

Policy No. TSF-0001121115 20140901 of the Texas Mutual Insurance Company

Issued to HOUSTON COMMUNITY COLLEGE SYSTEM

Premium \$

NCCI Carrier Code 29939

WC000001A (ED. 7-11)

Endorsement No.



Authorized Representative

EXTENSION OF INFORMATION PAGE

PAGE 6

NAME AND ADDRESS OF INSURED

HOUSTON COMMUNITY COLLEGE SYSTEM  
PO BOX 667517  
ATTN: GWENDOLYN DRUMGOOLE  
HOUSTON, TX 77266-7517

POLICY NUMBER

TSF-0001121115 20140901

ISSUE DATE

9-08-2014

ITEM 1 \*\* LOCATIONS \*\*

LOCATION  
NUMBER

ADDRESS

00004

HOUSTON COMMUNITY COLLEGE SYSTEM  
1215 HOLMAN ST  
HOUSTON, TX 77004-3831

FEDERAL ID: 74-1709152

EFFECTIVE: 9-01-2014 EXPIRES: 9-01-2015

00005

HOUSTON COMMUNITY COLLEGE SYSTEM  
1300 HOLMAN ST  
HOUSTON, TX 77004-3834

FEDERAL ID: 74-1709152

EFFECTIVE: 9-01-2014 EXPIRES: 9-01-2015

00006

HOUSTON COMMUNITY COLLEGE SYSTEM  
1301 ALABAMA ST  
HOUSTON, TX 77004-3907

FEDERAL ID: 74-1709152

EFFECTIVE: 9-01-2014 EXPIRES: 9-01-2015

This endorsement changes the policy to which it is attached effective on the inception date of the policy unless a different date is indicated below.  
(The following "attaching clause" need be completed only when this endorsement is issued subsequent to preparation of the policy.)

This endorsement, effective on

at 12:01 A.M. standard time, forms a part of

Policy No. TSF-0001121115 20140901 of the Texas Mutual Insurance Company

Issued to HOUSTON COMMUNITY COLLEGE SYSTEM

Premium \$

NCCI Carrier Code 29939

WC000001A (ED. 7-11)

Endorsement No.



Authorized Representative

INSURED'S COPY

SXCHAMBE

9-08-2014

EXTENSION OF INFORMATION PAGE

PAGE 7

NAME AND ADDRESS OF INSURED

HOUSTON COMMUNITY COLLEGE SYSTEM  
PO BOX 667517  
ATTN: GWENDOLYN DRUMGOOLE  
HOUSTON, TX 77266-7517

POLICY NUMBER

TSF-0001121115 20140901

ISSUE DATE

9-08-2014

ITEM 1 \*\* LOCATIONS \*\*

LOCATION  
NUMBER

ADDRESS

00007

HOUSTON COMMUNITY COLLEGE SYSTEM  
1401 ALABAMA ST  
HOUSTON, TX 77004-3909

FEDERAL ID: 74-1709152  
EFFECTIVE: 9-01-2014 EXPIRES: 9-01-2015

00008

HOUSTON COMMUNITY COLLEGE SYSTEM  
1420 ALABAMA ST  
HOUSTON, TX 77004-3910

FEDERAL ID: 74-1709152  
EFFECTIVE: 9-01-2014 EXPIRES: 9-01-2015

00009

HOUSTON COMMUNITY COLLEGE SYSTEM  
3517 AUSTIN ST  
HOUSTON, TX 77004-3824

FEDERAL ID: 74-1709152  
EFFECTIVE: 9-01-2014 EXPIRES: 9-01-2015

This endorsement changes the policy to which it is attached effective on the inception date of the policy unless a different date is indicated below.  
(The following "attaching clause" need be completed only when this endorsement is issued subsequent to preparation of the policy.)

This endorsement, effective on

at 12:01 A.M. standard time, forms a part of

Policy No. TSF-0001121115 20140901 of the Texas Mutual Insurance Company

Issued to HOUSTON COMMUNITY COLLEGE SYSTEM

Premium \$

NCCI Carrier Code 29939

WC000001A (ED. 7-11)

Endorsement No.



Authorized Representative

INSURED'S COPY

SXCHAMBE

9-08-2014



EXTENSION OF INFORMATION PAGE

PAGE **8**  
NAME AND ADDRESS OF INSURED

HOUSTON COMMUNITY COLLEGE SYSTEM  
PO BOX 667517  
ATTN: GWENDOLYN DRUMGOOLE  
HOUSTON, TX 77266-7517

POLICY NUMBER  
TSF-0001121115 20140901  
ISSUE DATE  
9-08-2014

ITEM 1            \*\*        LOCATIONS        \*\*

LOCATION NUMBER	ADDRESS
00010	HOUSTON COMMUNITY COLLEGE SYSTEM 3517 AUSTIN ST HOUSTON, TX 77004-3824  FEDERAL ID: 74-1709152 EFFECTIVE: 9-01-2014    EXPIRES: 9-01-2015
00011	HOUSTON COMMUNITY COLLEGE SYSTEM 3519 AUSTIN ST HOUSTON, TX 77004-3824  FEDERAL ID: 74-1709152 EFFECTIVE: 9-01-2014    EXPIRES: 9-01-2015
00012	HOUSTON COMMUNITY COLLEGE SYSTEM 3523 AUSTIN ST HOUSTON, TX 77004-3824  FEDERAL ID: 74-1709152 EFFECTIVE: 9-01-2014    EXPIRES: 9-01-2015

This endorsement changes the policy to which it is attached effective on the inception date of the policy unless a different date is indicated below.  
(The following "attaching clause" need be completed only when this endorsement is issued subsequent to preparation of the policy.)

This endorsement, effective on \_\_\_\_\_ at 12:01 A.M. standard time, forms a part of  
Policy No. **TSF-0001121115 20140901** of the Texas Mutual Insurance Company  
Issued to **HOUSTON COMMUNITY COLLEGE SYSTEM**

Premium \$

NCCI Carrier Code 29939

Endorsement No.  


Authorized Representative

EXTENSION OF INFORMATION PAGE

PAGE 9

NAME AND ADDRESS OF INSURED

HOUSTON COMMUNITY COLLEGE SYSTEM  
PO BOX 667517  
ATTN: GWENDOLYN DRUMGOOLE  
HOUSTON, TX 77266-7517

POLICY NUMBER

TSF-0001121115 20140901

ISSUE DATE

9-08-2014

ITEM 1 \*\* LOCATIONS \*\*

LOCATION  
NUMBER

ADDRESS

00013

HOUSTON COMMUNITY COLLEGE SYSTEM  
3821 CAROLINE ST  
HOUSTON, TX 77004-3911

FEDERAL ID: 74-1709152

EFFECTIVE: 9-01-2014 EXPIRES: 9-01-2015

00016

HOUSTON COMMUNITY COLLEGE SYSTEM  
205 BRISBANE ST # 216  
HOUSTON, TX 77061-5001

FEDERAL ID: 74-1709152

EFFECTIVE: 9-01-2014 EXPIRES: 9-01-2015

00017

HOUSTON COMMUNITY COLLEGE SYSTEM  
5330 GRIGGS RD  
HOUSTON, TX 77021-3700

FEDERAL ID: 74-1709152

EFFECTIVE: 9-01-2014 EXPIRES: 9-01-2015

This endorsement changes the policy to which it is attached effective on the inception date of the policy unless a different date is indicated below.  
(The following "attaching clause" need be completed only when this endorsement is issued subsequent to preparation of the policy.)

This endorsement, effective on

at 12:01 A.M. standard time, forms a part of

Policy No. TSF-0001121115 20140901 of the Texas Mutual Insurance Company

Issued to HOUSTON COMMUNITY COLLEGE SYSTEM

Premium \$

NCCI Carrier Code 29939

Endorsement No.



Authorized Representative

EXTENSION OF INFORMATION PAGE

PAGE 10

NAME AND ADDRESS OF INSURED

HOUSTON COMMUNITY COLLEGE SYSTEM  
PO BOX 6675 17  
ATTN: GWENDOLYN DRUMGOOLE  
HOUSTON, TX 77266-7517

POLICY NUMBER

TSF-0001121115 20140901

ISSUE DATE

9-08-2014

ITEM 1 \*\* LOCATIONS \*\*

LOCATION  
NUMBER

ADDRESS

00018 HOUSTON COMMUNITY COLLEGE SYSTEM  
1307 BAKER ST  
HOUSTON, TX 77002-1207

FEDERAL ID: 74-1709152  
EFFECTIVE: 9-01-2014 EXPIRES: 9-01-2015

00019 HOUSTON COMMUNITY COLLEGE SYSTEM  
401 NORTHLINE MALL  
HOUSTON, TX 77022-3614

FEDERAL ID: 74-1709152  
EFFECTIVE: 9-01-2014 EXPIRES: 9-01-2015

00020 HOUSTON COMMUNITY COLLEGE SYSTEM  
555 COMMUNITY DRIVE  
HOUSTON, TX 77013

FEDERAL ID: 74-1709152  
EFFECTIVE: 9-01-2014 EXPIRES: 9-01-2015

This endorsement changes the policy to which it is attached effective on the inception date of the policy unless a different date is indicated below.  
(The following "attaching clause" need be completed only when this endorsement is issued subsequent to preparation of the policy.)

This endorsement, effective on

at 12:01 A.M. standard time, forms a part of

Policy No. TSF-0001121115 20140901 of the Texas Mutual Insurance Company

Issued to HOUSTON COMMUNITY COLLEGE SYSTEM

Premium \$

NCCI Carrier Code 29939

WC000001A (ED. 7-11)

Endorsement No.



Authorized Representative

INSURED'S COPY

SXCHAMBE 9-08-2014

EXTENSION OF INFORMATION PAGE

PAGE 11

NAME AND ADDRESS OF INSURED

HOUSTON COMMUNITY COLLEGE SYSTEM  
PO BOX 667517  
ATTN: GWENDOLYN DRUMGOOLE  
HOUSTON, TX 77266-7517

POLICY NUMBER

TSF-0001121115 20140901

ISSUE DATE

9-08-2014

ITEM 1 \*\* LOCATIONS \*\*

LOCATION  
NUMBER

ADDRESS

00021

HOUSTON COMMUNITY COLLEGE SYSTEM  
1265 PINEMONT DR  
HOUSTON, TX 77018-1303

FEDERAL ID: 74-1709152  
EFFECTIVE: 9-01-2014 EXPIRES: 9-01-2015

00024

HOUSTON COMMUNITY COLLEGE SYSTEM  
1550 FOXLAKE DR  
HOUSTON, TX 77084-6029

FEDERAL ID: 74-1709152  
EFFECTIVE: 9-01-2014 EXPIRES: 9-01-2015

00025

HOUSTON COMMUNITY COLLEGE SYSTEM  
1010 W SAM HOUSTON PKWY N  
HOUSTON, TX 77043-6008

FEDERAL ID: 74-1709152  
EFFECTIVE: 9-01-2014 EXPIRES: 9-01-2015

This endorsement changes the policy to which it is attached effective on the inception date of the policy unless a different date is indicated below.  
(The following "attaching clause" need be completed only when this endorsement is issued subsequent to preparation of the policy.)

This endorsement, effective on

at 12:01 A.M. standard time, forms a part of

Policy No. TSF-0001121115 20140901 of the Texas Mutual Insurance Company

Issued to HOUSTON COMMUNITY COLLEGE SYSTEM

Premium \$

NCCI Carrier Code 29939

Endorsement No.



Authorized Representative

WC000001A (ED. 7-11)

INSURED'S COPY

SXCHAMBE

9-08-2014

EXTENSION OF INFORMATION PAGE

PAGE 12

NAME AND ADDRESS OF INSURED

HOUSTON COMMUNITY COLLEGE SYSTEM  
PO BOX 567517  
ATTN: GWENDOLYN DRUMGOOLE  
HOUSTON, TX 77266-7517

POLICY NUMBER

TSF-0001121115 20140901

ISSUE DATE

9-08-2014

ITEM 1 \*\* LOCATIONS \*\*

LOCATION  
NUMBER

ADDRESS

00026

HOUSTON COMMUNITY COLLEGE SYSTEM  
1060 W SAM HOUSTON PKWY N  
HOUSTON, TX 77043-5008

FEDERAL ID: 74-1709152

EFFECTIVE: 9-01-2014 EXPIRES: 9-01-2015

00027

HOUSTON COMMUNITY COLLEGE SYSTEM  
1060B W SAM HOUSTON PKWY N  
HOUSTON, TX 77043-5008

FEDERAL ID: 74-1709152

EFFECTIVE: 9-01-2014 EXPIRES: 9-01-2015

00028

HOUSTON COMMUNITY COLLEGE SYSTEM  
25403 KINGSLAND BLVD  
KATY, TX 77494-2001

FEDERAL ID: 74-1709152

EFFECTIVE: 9-01-2014 EXPIRES: 9-01-2015

This endorsement changes the policy to which it is attached effective on the inception date of the policy unless a different date is indicated below.  
(The following "attaching clause" need be completed only when this endorsement is issued subsequent to preparation of the policy.)

This endorsement, effective on

at 12:01 A.M. standard time, forms a part of

Policy No. TSF-0001121115 20140901 of the Texas Mutual Insurance Company

Issued to HOUSTON COMMUNITY COLLEGE SYSTEM

Premium \$

NCCI Carrier Code 29939

Endorsement No.



Authorized Representative

WC000001A (ED. 7-11)

INSURED'S COPY

SXCHAMBE

9-08-2014

EXTENSION OF INFORMATION PAGE

PAGE 13

NAME AND ADDRESS OF INSURED

HOUSTON COMMUNITY COLLEGE SYSTEM  
PO BOX 667517  
ATTN: GWENDOLYN DRUMGOOLE  
HOUSTON, TX 77266-7517

POLICY NUMBER

TSF-0001121115 20140901

ISSUE DATE

9-08-2014

ITEM 1            \*\*    LOCATIONS    \*\*

LOCATION  
NUMBER

ADDRESS

00029

HOUSTON COMMUNITY COLLEGE SYSTEM  
6815 RUSTIC ST  
HOUSTON, TX 77087-2623

FEDERAL ID: 74-1709152

EFFECTIVE: 9-01-2014    EXPIRES: 9-01-2015

00030

HOUSTON COMMUNITY COLLEGE SYSTEM  
2524 GARLAND ST  
HOUSTON, TX 77087-2708

FEDERAL ID: 74-1709152

EFFECTIVE: 9-01-2014    EXPIRES: 9-01-2015

00031

HOUSTON COMMUNITY COLLEGE SYSTEM  
6815 RUSTIC ST  
ANGELA V MORARES BLDG  
HOUSTON, TX 77087-2623

FEDERAL ID: 74-1709152

EFFECTIVE: 9-01-2014    EXPIRES: 9-01-2015

This endorsement changes the policy to which it is attached effective on the inception date of the policy unless a different date is indicated below.  
(The following "attaching clause" need be completed only when this endorsement is issued subsequent to preparation of the policy.)

This endorsement, effective on

at 12:01 A.M. standard time, forms a part of

Policy No.    TSF-0001121115 20140901    of the Texas Mutual Insurance Company

Issued to    HOUSTON COMMUNITY COLLEGE SYSTEM

Premium \$

NCCI Carrier Code 29939

WC000001A (ED. 7-11)

Endorsement No.



Authorized Representative

INSURED'S COPY

SXCHAMBE

9-08-2014

#### EXTENSION OF INFORMATION PAGE

PAGE 14

NAME AND ADDRESS OF INSURED

HOUSTON COMMUNITY COLLEGE SYSTEM  
PO BOX 667517  
ATTN: GWENDOLYN DRUMGOOLE  
HOUSTON, TX 77266-7517

POLICY NUMBER

TSF-0001121115 20140901

ISSUE DATE

9-08-2014

ITEM 1            \*\*        LOCATIONS        \*\*

LOCATION  
NUMBER

ADDRESS

00032

HOUSTON COMMUNITY COLLEGE SYSTEM  
1900 GALEN DR  
HOUSTON, TX 77030-3717

FEDERAL ID: 74-1709152

EFFECTIVE: 9-01-2014        EXPIRES: 9-01-2015

00033

HOUSTON COMMUNITY COLLEGE SYSTEM  
13803 BISSONNET ST  
HOUSTON, TX 77083-5916

FEDERAL ID: 74-1709152

EFFECTIVE: 9-01-2014        EXPIRES: 9-01-2015

00034

HOUSTON COMMUNITY COLLEGE SYSTEM  
4014 BLUEBONNET DR  
STAFFORD, TX 77477-3950

FEDERAL ID: 74-1709152

EFFECTIVE: 9-01-2014        EXPIRES: 9-01-2015

This endorsement changes the policy to which it is attached effective on the inception date of the policy unless a different date is indicated below.  
(The following "attaching clause" need be completed only when this endorsement is issued subsequent to preparation of the policy.)

This endorsement, effective on

at 12:01 A.M. standard time, forms a part of

Policy No.    TSF-0001121115 20140901        of the Texas Mutual Insurance Company

Issued to    HOUSTON COMMUNITY COLLEGE SYSTEM

Premium \$

NCCI Carrier Code 29939

WC000001A (ED. 7-11)

Endorsement No.

Authorized Representative

INSURED'S COPY

SXCHAMBE

9-08-2014

EXTENSION OF INFORMATION PAGE

PAGE	15	POLICY NUMBER	
NAME AND ADDRESS OF INSURED		TSF-0001121115	20140901
HOUSTON COMMUNITY COLLEGE SYSTEM		ISSUE DATE	9-08-2014
PO BOX 867517			
ATTN: GWENDOLYN DRUMGOOLE			
HOUSTON, TX 77266-7517			


ITEM 1      \*\*      LOCATIONS      \*\*

LOCATION NUMBER	ADDRESS
00035	HOUSTON COMMUNITY COLLEGE SYSTEM 13645 MURPHY RD STAFFORD, TX 77477-4919  FEDERAL ID: 74-1709152 EFFECTIVE: 9-01-2014    EXPIRES: 9-01-2015
00036	HOUSTON COMMUNITY COLLEGE SYSTEM 5407 GULFTON ST HOUSTON, TX 77081-2803  FEDERAL ID: 74-1709152 EFFECTIVE: 9-01-2014    EXPIRES: 9-01-2015
00037	HOUSTON COMMUNITY COLLEGE SYSTEM 5601 WEST LOOP S HOUSTON, TX 77081-2221  FEDERAL ID: 74-1709152 EFFECTIVE: 9-01-2014    EXPIRES: 9-01-2015

This endorsement changes the policy to which it is attached effective on the inception date of the policy unless a different date is indicated below.  
(The following "attaching clause" need be completed only when this endorsement is issued subsequent to preparation of the policy.)

This endorsement, effective on \_\_\_\_\_ at 12:01 A.M. standard time, forms a part of  
Policy No. TSF-0001121115 20140901 of the Texas Mutual Insurance Company  
Issued to HOUSTON COMMUNITY COLLEGE SYSTEM

Premium \$  
NCCI Carrier Code 29939

Endorsement No.  
  
\_\_\_\_\_  
Authorized Representative



EXTENSION OF INFORMATION PAGE

PAGE 16

NAME AND ADDRESS OF INSURED

HOUSTON COMMUNITY COLLEGE SYSTEM  
PO BOX 8675 17  
ATTN: GWENDOLYN DRUMGOOLE  
HOUSTON, TX 77266-7517

POLICY NUMBER

TSF-0001121115 20140901

ISSUE DATE

9-08-2014

ITEM 1 \*\* LOCATIONS \*\*

LOCATION  
NUMBER

ADDRESS

00038

HOUSTON COMMUNITY COLLEGE SYSTEM  
1681 CARTWRIGHT RD  
MISSOURI CITY, TX 77489-4016

FEDERAL ID: 74-1709152

EFFECTIVE: 9-01-2014 EXPIRES: 9-01-2015

00040

HOUSTON COMMUNITY COLLEGE SYSTEM  
10450 STANFLIFF #100  
HOUSTON, TX 77099

FEDERAL ID: 74-1709152

EFFECTIVE: 9-01-2014 EXPIRES: 9-01-2015

00041

HOUSTON COMMUNITY COLLEGE SYSTEM  
9910 CASH RD  
STAFFORD, TX 77477-4405

FEDERAL ID: 74-1709152

EFFECTIVE: 9-01-2014 EXPIRES: 9-01-2015

This endorsement changes the policy to which it is attached effective on the inception date of the policy unless a different date is indicated below.  
(The following "attaching clause" need be completed only when this endorsement is issued subsequent to preparation of the policy.)

This endorsement, effective on

at 12:01 A.M. standard time, forms a part of

Policy No. TSF-0001121115 20140901 of the Texas Mutual Insurance Company

Issued to HOUSTON COMMUNITY COLLEGE SYSTEM

Premium \$

NCCI Carrier Code 29939

Endorsement No.



Authorized Representative

EXTENSION OF INFORMATION PAGE

PAGE 17

NAME AND ADDRESS OF INSURED

HOUSTON COMMUNITY COLLEGE SYSTEM  
PO BOX 867517  
ATTN: GWENDOLYN DRUMGOOLE  
HOUSTON, TX 77266-7517

POLICY NUMBER

TSF-0001121115 20140901

ISSUE DATE

9-08-2014

ITEM 1            \*\*        LOCATIONS        \*\*

LOCATION  
NUMBER

ADDRESS

00042

HOUSTON COMMUNITY COLLEGE SYSTEM  
10141 CASH RD  
STAFFORD, TX 77477-4408

FEDERAL ID: 74-1709152

EFFECTIVE: 9-01-2014        EXPIRES: 9-01-2015

00043

HOUSTON COMMUNITY COLLEGE SYSTEM  
7402 ALBACORE DR  
HOUSTON, TX 77074-6512

FEDERAL ID: 74-1709152

EFFECTIVE: 9-01-2014        EXPIRES: 9-01-2015

00044

HOUSTON COMMUNITY COLLEGE SYSTEM  
11544 S GESSNER DR  
HOUSTON, TX 77071-2210

FEDERAL ID: 74-1709152

EFFECTIVE: 9-01-2014        EXPIRES: 9-01-2015

This endorsement changes the policy to which it is attached effective on the inception date of the policy unless a different date is indicated below  
(The following "attaching clause" need be completed only when this endorsement is issued subsequent to preparation of the policy.)

This endorsement, effective on

at 12:01 A.M. standard time, forms a part of

Policy No.    TSF-0001121115 20140901        of the Texas Mutual Insurance Company

Issued to    HOUSTON COMMUNITY COLLEGE SYSTEM

Premium \$

NCCI Carrier Code 29939

Endorsement No.



Authorized Representative

EXTENSION OF INFORMATION PAGE

PAGE 18

NAME AND ADDRESS OF INSURED

HOUSTON COMMUNITY COLLEGE SYSTEM  
PO BOX 667517  
ATTN: GWENDOLYN DRUMGOOLE  
HOUSTON, TX 77266-7517

POLICY NUMBER

TSF-0001121115 20140901

ISSUE DATE

9-08-2014

ITEM 1      \*\*      LOCATIONS      \*\*

LOCATION  
NUMBER

ADDRESS

00045

HOUSTON COMMUNITY COLLEGE SYSTEM  
7521 FAUNA ST  
HOUSTON, TX 77061-4002

FEDERAL ID: 74-1709152

EFFECTIVE: 9-01-2014      EXPIRES: 9-01-2015

00046

HOUSTON COMMUNITY COLLEGE SYSTEM  
2507 OLD GALVESTON RD  
HOUSTON, TX 77017-1924

FEDERAL ID: 74-1709152

EFFECTIVE: 9-01-2014      EXPIRES: 9-01-2015

00047

HOUSTON COMMUNITY COLLEGE SYSTEM  
454 LINK RD  
HOUSTON, TX 77008-2529

FEDERAL ID: 74-1709152

EFFECTIVE: 9-01-2014      EXPIRES: 9-01-2015

This endorsement changes the policy to which it is attached effective on the inception date of the policy unless a different date is indicated below  
(The following "attaching clause" need be completed only when this endorsement is issued subsequent to preparation of the policy.)

This endorsement, effective on

at 12:01 A.M. standard time, forms a part of

Policy No.      TSF-0001121115 20140901      of the Texas Mutual Insurance Company

Issued to      HOUSTON COMMUNITY COLLEGE SYSTEM

Premium \$

NCCI Carrier Code 29939

WC000001A (ED. 7-11)

Endorsement No.



Authorized Representative

EXTENSION OF INFORMATION PAGE

PAGE 19

NAME AND ADDRESS OF INSURED

HOUSTON COMMUNITY COLLEGE SYSTEM  
PO BOX 567517  
ATTN: GWENDOLYN DRUMGOOLE  
HOUSTON, TX 77266-7517

POLICY NUMBER

TSF-0001121115 20140901

ISSUE DATE

9-08-2014

ITEM 1            \*\*    LOCATIONS    \*\*

LOCATION  
NUMBER

ADDRESS

00048

HOUSTON COMMUNITY COLLEGE SYSTEM  
9105 EDGEBROOK ST  
HOUSTON, TX 77075-1241

FEDERAL ID: 74-1709152

EFFECTIVE: 9-01-2014    EXPIRES: 9-01-2015

00049

HOUSTON COMMUNITY COLLEGE SYSTEM  
1301 ALABAMA ST RM 101G  
HOUSTON, TX 77004-3907

FEDERAL ID: 74-1709152

EFFECTIVE: 9-01-2014    EXPIRES: 9-01-2015

00050

HOUSTON COMMUNITY COLLEGE SYSTEM  
1900 AIRPORT BLVD  
HOUSTON, TX 77061-4144

FEDERAL ID: 74-1709152

EFFECTIVE: 9-01-2014    EXPIRES: 9-01-2015

This endorsement changes the policy to which it is attached effective on the inception date of the policy unless a different date is indicated below.  
(The following "attaching clause" need be completed only when this endorsement is issued subsequent to preparation of the policy.)

This endorsement, effective on

at 12:01 A.M. standard time, forms a part of

Policy No.    TSF-0001121115 20140901    of the Texas Mutual Insurance Company

Issued to    HOUSTON COMMUNITY COLLEGE SYSTEM

Premium \$

NCCI Carrier Code 29939

WC000001A (ED. 7-11)

Endorsement No.



Authorized Representative

INSURED'S COPY

SXCHAMBE

9-08-2014

EXTENSION OF INFORMATION PAGE

PAGE 20

NAME AND ADDRESS OF INSURED

HOUSTON COMMUNITY COLLEGE SYSTEM  
PO BOX 567517  
ATTN: GWENDOLYN DRUMGOOLE  
HOUSTON, TX 77286-7517

POLICY NUMBER

TSF-0001121115 20140901

ISSUE DATE

9-08-2014

ITEM 1 \*\* LOCATIONS \*\*

LOCATION  
NUMBER

ADDRESS

00051 HOUSTON COMMUNITY COLLEGE SYSTEM  
3601 FANNIN ST  
HOUSTON, TX 77004-3913

FEDERAL ID: 74-1709152  
EFFECTIVE: 9-01-2014 EXPIRES: 9-01-2015

00052 HOUSTON COMMUNITY COLLEGE SYSTEM  
1900 PRESSLER ST  
HOUSTON, TX 77030-3717

FEDERAL ID: 74-1709152  
EFFECTIVE: 9-01-2014 EXPIRES: 9-01-2015

00053 HOUSTON COMMUNITY COLLEGE SYSTEM  
2450 HOLCOMBE BLVD  
HOUSTON, TX 77021-2039

FEDERAL ID: 74-1709152  
EFFECTIVE: 9-01-2014 EXPIRES: 9-01-2015

This endorsement changes the policy to which it is attached effective on the inception date of the policy unless a different date is indicated below.  
(The following "attaching clause" need be completed only when this endorsement is issued subsequent to preparation of the policy.)

This endorsement, effective on

at 12:01 A.M. standard time, forms a part of

Policy No. TSF-0001121115 20140901 of the Texas Mutual Insurance Company

Issued to HOUSTON COMMUNITY COLLEGE SYSTEM

Premium \$

NCCI Carrier Code 29939

Endorsement No.



Authorized Representative

EXTENSION OF INFORMATION PAGE

PAGE 21

NAME AND ADDRESS OF INSURED

HOUSTON COMMUNITY COLLEGE SYSTEM  
PO BOX 667517  
ATTN: GWENDOLYN DRUMGOOLE  
HOUSTON, TX 77266-7517

POLICY NUMBER

TSF-0001121115 20140901

ISSUE DATE

9-08-2014

ITEM 1            \*\*        LOCATIONS        \*\*

LOCATION  
NUMBER

ADDRESS

00054

HOUSTON COMMUNITY COLLEGE SYSTEM  
4638 AIRLINE DR  
HOUSTON, TX 77022-3002

FEDERAL ID: 74-1709152

EFFECTIVE: 9-01-2014        EXPIRES: 9-01-2015

00055

HOUSTON COMMUNITY COLLEGE SYSTEM  
7525 TIDWELL RD  
HOUSTON, TX 77016-4413

FEDERAL ID: 74-1709152

EFFECTIVE: 9-01-2014        EXPIRES: 9-01-2015

00056

HOUSTON COMMUNITY COLLEGE SYSTEM  
8001 FULTON ST  
HOUSTON, TX 77022-3102

FEDERAL ID: 74-1709152

EFFECTIVE: 9-01-2014        EXPIRES: 9-01-2015

This endorsement changes the policy to which it is attached effective on the inception date of the policy unless a different date is indicated below.  
(The following "attaching clause" need be completed only when this endorsement is issued subsequent to preparation of the policy.)

This endorsement, effective on

at 12:01 A.M. standard time, forms a part of

Policy No. TSF-0001121115 20140901 of the Texas Mutual Insurance Company

Issued to HOUSTON COMMUNITY COLLEGE SYSTEM

Premium \$

NCCI Carrier Code 29939

Endorsement No.



Authorized Representative

EXTENSION OF INFORMATION PAGE

PAGE 22

NAME AND ADDRESS OF INSURED

HOUSTON COMMUNITY COLLEGE SYSTEM  
PO BOX 667517  
ATTN: GWENDOLYN DRUMGOOLE  
HOUSTON, TX 77266-7517

POLICY NUMBER

TSF-0001121115 20140901

ISSUE DATE

9-08-2014

ITEM 1            \*\*    LOCATIONS    \*\*

LOCATION  
NUMBER

ADDRESS

00057

HOUSTON COMMUNITY COLLEGE SYSTEM  
6010 LITTLE YORK RD  
HOUSTON, TX 77016-2544

FEDERAL ID: 74-1709152

EFFECTIVE: 9-01-2014    EXPIRES: 9-01-2015

00058

HOUSTON COMMUNITY COLLEGE SYSTEM  
2811 HAYES RD  
HOUSTON, TX 77082-2642

FEDERAL ID: 74-1709152

EFFECTIVE: 9-01-2014    EXPIRES: 9-01-2015

00059

HOUSTON COMMUNITY COLLEGE SYSTEM  
4242 S MASON RD  
KATY, TX 77450-7100

FEDERAL ID: 74-1709152

EFFECTIVE: 9-01-2014    EXPIRES: 9-01-2015

This endorsement changes the policy to which it is attached effective on the inception date of the policy unless a different date is indicated below.  
(The following "attaching clause" need be completed only when this endorsement is issued subsequent to preparation of the policy.)

This endorsement, effective on

at 12:01 A.M. standard time, forms a part of

Policy No.    TSF-0001121115 20140901    of the Texas Mutual Insurance Company

Issued to    HOUSTON COMMUNITY COLLEGE SYSTEM

Premium \$

NCCI Carrier Code 29939

WC000001A (ED. 7-11)

Endorsement No.



Authorized Representative

INSURED'S COPY

SXCHAMBE

9-08-2014

EXTENSION OF INFORMATION PAGE

PAGE 23  
NAME AND ADDRESS OF INSURED

HOUSTON COMMUNITY COLLEGE SYSTEM  
PO BOX 667517  
ATTN: GWENDOLYN DRUMGOOLE  
HOUSTON, TX 77266-7517

POLICY NUMBER  
TSF-0001121115 20140901

ISSUE DATE  
9-08-2014

ITEM 1            \*\*        LOCATIONS        \*\*

LOCATION  
NUMBER

ADDRESS

00060            HOUSTON COMMUNITY COLLEGE SYSTEM  
301 N DRENNAN ST  
HOUSTON, TX 77003-1422

FEDERAL ID: 74-1709152  
EFFECTIVE: 9-01-2014        EXPIRES: 9-01-2015

00061            HOUSTON COMMUNITY COLLEGE SYSTEM  
5855 SIENNA SPRINGS WAY  
MISSOURI CITY, TX 77459-6067

FEDERAL ID: 74-1709152  
EFFECTIVE: 9-01-2014        EXPIRES: 9-01-2015

00062            HOUSTON COMMUNITY COLLEGE SYSTEM  
5010 BLUEBONNET  
STAFFORD, TX 77477

FEDERAL ID: 74-1709152  
EFFECTIVE: 9-01-2014        EXPIRES: 9-01-2015

This endorsement changes the policy to which it is attached effective on the inception date of the policy unless a different date is indicated below.  
(The following "attaching clause" need be completed only when this endorsement is issued subsequent to preparation of the policy.)

This endorsement, effective on

at 12:01 A.M. standard time, forms a part of

Policy No.        TSF-0001121115 20140901        of the Texas Mutual Insurance Company  
Issued to        HOUSTON COMMUNITY COLLEGE SYSTEM

Premium \$

NCCI Carrier Code 29939

Endorsement No.



Authorized Representative



## **Exhibit T:**

# **Loss Information for Workers Compensation – Texas Mutual**



HOUSTON COMMUNITY COLLEGE SYSTEM  
 PO BOX 667517  
 HOUSTON, TX 77266

Losses Evaluated as of: 05/31/2015

Report Printed on: 06/02/2015

**Loss Summary for All Policy Periods**

Policy Number - Effective Date	# Claims	Indemnity Paid	Medical Paid	Expense Paid	Recovery	Net Total Paid	Outstanding Reserves	Total Incurred
0001121115 09/01/2014 to 09/01/2015	37	\$186	\$36,583	\$3,210	\$0	\$39,979	\$68,635	\$108,614
0001121115 09/01/2013 to 09/01/2014	53	\$33,585	\$132,785	\$11,274	-\$1,501	\$176,143	\$68,543	\$244,686
0001121115 09/01/2012 to 09/01/2013	57	\$53,188	\$118,078	\$11,265	-\$425	\$182,106	\$0	\$182,106
0001121115 09/01/2011 to 09/01/2012	48	\$68,742	\$147,528	\$11,109	\$0	\$227,379	\$17,454	\$244,833
<b>Total</b>	<b>195</b>	<b>\$155,700</b>	<b>\$434,974</b>	<b>\$36,857</b>	<b>-\$1,925</b>	<b>\$625,607</b>	<b>\$154,631</b>	<b>\$780,238</b>

Top 5 Injuries by Cause	Count	Total Incurred
Contusion	72	\$200,999
Sprain	28	\$197,001
Strain	28	\$118,435
Laceration	13	\$11,273
Fracture	9	\$70,986
ALL OTHER	45	\$181,545
<b>Total</b>	<b>195</b>	<b>\$780,238</b>

If you have questions about this report, contact us at (800) 859-5995, or contact your agent.  
 Your loss information is also available anytime at [texasmutual.com](http://texasmutual.com) and is updated daily.  
 For free tools to help prevent workplace accidents, visit the safety resource center at [texasmutual.com](http://texasmutual.com), or call (800)-859-5995.



HOUSTON COMMUNITY COLLEGE SYSTEM  
 PO BOX 667517  
 HOUSTON, TX 77266

Losses Evaluated as of: 05/31/2015

Report Printed on: 06/02/2015

Policy Number:	0001121115	Accident Date:	04/21/2015	Emp. Name:	COVERED		
Effective Date:	09/01/2014 to 09/01/2015	Reported Date:	04/28/2015				
Claim Number:	2014 / 1427000962719	Closed Date:	00/00/0000				
Claim Status:	Open	Subro:	No				
Class:	9101 / SCHOOL/CHURCH: ALL OTHER EMP	Fatal:	No				
Part of Body:	Soft tissue (neck)						
Injury Description:	WAS CLEANING OUT TRASH CANS IN PARKING LOT WHEN						
Injury Classification:	Struck or injured by						
					Paid to Date	Outstanding Reserves	Total Incurred
				Indemnity	\$0	\$0	\$0
				Medical	\$330	\$1,720	\$2,050
				Other	\$1	\$399	\$400
				Recovery Amt	\$0		\$0
				Net Total	\$331	\$2,119	\$2,450
Policy Number:	0001121115	Accident Date:	04/11/2015	Emp. Name:	COVERED		
Effective Date:	09/01/2014 to 09/01/2015	Reported Date:	04/14/2015				
Claim Number:	2014 / 1425000960854	Closed Date:	00/00/0000				
Claim Status:	Open	Subro:	No				
Class:	9101 / SCHOOL/CHURCH: ALL OTHER EMP	Fatal:	No				
Part of Body:	Foot						
Injury Description:	WALKING TO GET A SET OF KEYS TO OPEN A DOOR, STE						
Injury Classification:	Strain or injury by						
					Paid to Date	Outstanding Reserves	Total Incurred
				Indemnity	\$0	\$0	\$0
				Medical	\$1,040	\$0	\$1,040
				Other	\$91	\$0	\$91
				Recovery Amt	\$0		\$0
				Net Total	\$1,131	\$0	\$1,131
Policy Number:	0001121115	Accident Date:	04/01/2015	Emp. Name:	COVERED		
Effective Date:	09/01/2014 to 09/01/2015	Reported Date:	04/17/2015				
Claim Number:	2014 / 1423000961221	Closed Date:	00/00/0000				
Claim Status:	Open	Subro:	No				
Class:	9101 / SCHOOL/CHURCH: ALL OTHER EMP	Fatal:	No				
Part of Body:	Hand						
Injury Description:	REGISTERING AND TESTING STUDENT AT THE WEST LOO						
Injury Classification:	Fall, slip, or trip injury						
					Paid to Date	Outstanding Reserves	Total Incurred
				Indemnity	\$0	\$0	\$0
				Medical	\$1,306	\$2,044	\$3,350
				Other	\$0	\$753	\$753
				Recovery Amt	\$0		\$0
				Net Total	\$1,306	\$2,797	\$4,103

If you have questions about this report, contact us at (800) 859-5995, or contact your agent.  
 Your loss information is also available anytime at [texasmutual.com](http://texasmutual.com) and is updated daily.  
 For free tools to help prevent workplace accidents, visit the safety resource center at [texasmutual.com](http://texasmutual.com), or call (800)-859-5995.



HOUSTON COMMUNITY COLLEGE SYSTEM  
 PO BOX 667517  
 HOUSTON, TX 77266

Losses Evaluated as of: 05/31/2015

Report Printed on: 06/02/2015

Policy Number:	0001121115	Accident Date:	02/20/2015	Emp. Name:	COVERED		
Effective Date:	09/01/2014 to 09/01/2015	Reported Date:	02/25/2015				
Claim Number:	2014 / 1426000954816	Closed Date:	00/00/0000				
Claim Status:	Open	Subro:	No				
Class:	9101 / SCHOOL/CHURCH: ALL OTHER EMP	Fatal:	No				
Part of Body:	Hip						
Injury Description:	WALKING TO HER VEHICLE, SHE FELL TO THE PAVEMENT						
Injury Classification:	Fall, slip, or trip injury						
					Paid to Date	Outstanding Reserves	Total Incurred
				Indemnity	\$0	\$0	\$0
				Medical	\$1,680	\$2,970	\$4,650
				Other	\$106	\$1,094	\$1,200
				Recovery Amt	\$0		\$0
				Net Total	\$1,786	\$4,064	\$5,850
Policy Number:	0001121115	Accident Date:	10/29/2014	Emp. Name:	COVERED		
Effective Date:	09/01/2014 to 09/01/2015	Reported Date:	11/04/2014				
Claim Number:	2014 / 1421000941356	Closed Date:	00/00/0000				
Claim Status:	Open	Subro:	No				
Class:	9101 / SCHOOL/CHURCH: ALL OTHER EMP	Fatal:	No				
Part of Body:	Multiple body parts						
Injury Description:	LIFTING UP AN VICTIM THAT WAS UNABLE TO MOVE. V						
Injury Classification:	Strain or injury by						
					Paid to Date	Outstanding Reserves	Total Incurred
				Indemnity	\$0	\$23,444	\$23,444
				Medical	\$5,529	\$20,040	\$25,569
				Other	\$958	\$3,287	\$4,245
				Recovery Amt	\$0		\$0
				Net Total	\$6,487	\$46,771	\$53,258
Policy Number:	0001121115	Accident Date:	09/19/2014	Emp. Name:	COVERED		
Effective Date:	09/01/2014 to 09/01/2015	Reported Date:	09/29/2014				
Claim Number:	2014 / 1425000935969	Closed Date:	00/00/0000				
Claim Status:	Open	Subro:	No				
Class:	9101 / SCHOOL/CHURCH: ALL OTHER EMP	Fatal:	No				
Part of Body:	Knee						
Injury Description:	The employee was walking when she fell onto both						
Injury Classification:	Fall, slip, or trip injury						
					Paid to Date	Outstanding Reserves	Total Incurred
				Indemnity	\$0	\$7,327	\$7,327
				Medical	\$8,315	\$5,385	\$13,700
				Other	\$479	\$171	\$650
				Recovery Amt	\$0		\$0
				Net Total	\$8,793	\$12,883	\$21,677



HOUSTON COMMUNITY COLLEGE SYSTEM  
 PO BOX 667517  
 HOUSTON, TX 77266

Losses Evaluated as of: 05/31/2015

Report Printed on: 06/02/2015

Policy Number: 0001121115		Accident Date: 04/28/2015		Emp. Name: DENIED		
Effective Date: 09/01/2014 to 09/01/2015		Reported Date: 04/28/2015				
Claim Number: 2014 / 1428000962666		Closed Date: 05/11/2015				
Claim Status: Closed		Subro: No				
Class: 8868 / SCHOOL: PROFESSIONAL EMP & C		Fatal: No				
Part of Body: Multiple body parts						
Injury Description: MULTIPLE STAB WOUNDS. SOMEONE CAME UP TO HER AND						
Injury Classification: Cut, puncture, scrape, injured by						
Policy Number: 0001121115		Accident Date: 04/27/2015		Emp. Name: COVERED		
Effective Date: 09/01/2014 to 09/01/2015		Reported Date: 05/08/2015				
Claim Number: 2014 / 1424000964363		Closed Date: 05/12/2015				
Claim Status: Closed		Subro: No				
Class: 9101 / SCHOOL/CHURCH: ALL OTHER EMP		Fatal: No				
Part of Body: Foot						
Injury Description: SITTING AT DESK AND GOT BIT BY A SPIDER OR SOME						
Injury Classification: Struck or injured by						
Policy Number: 0001121115		Accident Date: 03/09/2015		Emp. Name: COVERED		
Effective Date: 09/01/2014 to 09/01/2015		Reported Date: 03/12/2015				
Claim Number: 2014 / 1427000956689		Closed Date: 05/08/2015				
Claim Status: Closed		Subro: No				
Class: 9101 / SCHOOL/CHURCH: ALL OTHER EMP		Fatal: No				
Part of Body: Multiple body parts						
Injury Description: WALKING INTO WORK SLIPPED AND FELL AND TWISTED H						
Injury Classification: Fall, slip, or trip injury						
				Paid to Date	Outstanding Reserves	Total Incurred
Indemnity	\$0	\$0	\$0			
Medical	\$0	\$0	\$0			
Other	\$0	\$0	\$0			
Recovery Amt	\$0		\$0			
Net Total	\$0	\$0	\$0			
				Paid to Date	Outstanding Reserves	Total Incurred
Indemnity	\$0	\$0	\$0			
Medical	\$0	\$0	\$0			
Other	\$0	\$0	\$0			
Recovery Amt	\$0		\$0			
Net Total	\$0	\$0	\$0			
				Paid to Date	Outstanding Reserves	Total Incurred
Indemnity	\$0	\$0	\$0			
Medical	\$1,509	\$0	\$1,509			
Other	\$99	\$0	\$99			
Recovery Amt	\$0		\$0			
Net Total	\$1,608	\$0	\$1,608			

If you have questions about this report, contact us at (800) 859-5995, or contact your agent.  
 Your loss information is also available anytime at [texasmutual.com](http://texasmutual.com) and is updated daily.  
 For free tools to help prevent workplace accidents, visit the safety resource center at [texasmutual.com](http://texasmutual.com), or call (800)-859-5995.



HOUSTON COMMUNITY COLLEGE SYSTEM  
 PO BOX 667517  
 HOUSTON, TX 77266

Losses Evaluated as of: 05/31/2015

Report Printed on: 06/02/2015

Policy Number:	0001121115	Accident Date:	03/04/2015	Emp. Name:	COVERED		
Effective Date:	09/01/2014 to 09/01/2015	Reported Date:	03/12/2015				
Claim Number:	2014 / 1423000956685	Closed Date:	03/17/2015				
Claim Status:	Closed	Subro:	No				
Class:	9101 / SCHOOL/CHURCH: ALL OTHER EMP	Fatal:	No				
Part of Body:	Foot						
Injury Description:	EMPLOYEES LEFT FOOT SLID ON THE FLOOR.						
Injury Classification:	Fall, slip, or trip injury						
					Paid to Date	Outstanding Reserves	Total Incurred
				Indemnity	\$0	\$0	\$0
				Medical	\$0	\$0	\$0
				Other	\$0	\$0	\$0
				Recovery Amt	\$0		\$0
				Net Total	\$0	\$0	\$0
Policy Number:	0001121115	Accident Date:	03/03/2015	Emp. Name:	COVERED		
Effective Date:	09/01/2014 to 09/01/2015	Reported Date:	03/12/2015				
Claim Number:	2014 / 1421000956683	Closed Date:	03/26/2015				
Claim Status:	Closed	Subro:	No				
Class:	8810 / CLERICAL OFFICE EMPLOYEES NOC	Fatal:	No				
Part of Body:	Ankle						
Injury Description:	PLACING TOWN HALL PARKING SIGNS ALONG RUSTIC STR						
Injury Classification:	Fall, slip, or trip injury						
					Paid to Date	Outstanding Reserves	Total Incurred
				Indemnity	\$0	\$0	\$0
				Medical	\$0	\$0	\$0
				Other	\$0	\$0	\$0
				Recovery Amt	\$0		\$0
				Net Total	\$0	\$0	\$0
Policy Number:	0001121115	Accident Date:	03/03/2015	Emp. Name:	COVERED		
Effective Date:	09/01/2014 to 09/01/2015	Reported Date:	03/12/2015				
Claim Number:	2014 / 1424000956677	Closed Date:	03/17/2015				
Claim Status:	Closed	Subro:	No				
Class:	9101 / SCHOOL/CHURCH: ALL OTHER EMP	Fatal:	No				
Part of Body:	Knee						
Injury Description:	EMPLOYEE RAN THE YEARLY REQUIRED PHYSICAL AGILIT						
Injury Classification:	Strain or injury by						
					Paid to Date	Outstanding Reserves	Total Incurred
				Indemnity	\$0	\$0	\$0
				Medical	\$0	\$0	\$0
				Other	\$0	\$0	\$0
				Recovery Amt	\$0		\$0
				Net Total	\$0	\$0	\$0

If you have questions about this report, contact us at (800) 859-5995, or contact your agent.  
 Your loss information is also available anytime at [texasmutual.com](http://texasmutual.com) and is updated daily.  
 For free tools to help prevent workplace accidents, visit the safety resource center at [texasmutual.com](http://texasmutual.com), or call (800)-859-5995.



HOUSTON COMMUNITY COLLEGE SYSTEM  
 PO BOX 667517  
 HOUSTON, TX 77266

Losses Evaluated as of: 05/31/2015

Report Printed on: 06/02/2015

Policy Number:	0001121115	Accident Date:	02/25/2015	Emp. Name:	COVERED		
Effective Date:	09/01/2014 to 09/01/2015	Reported Date:	03/06/2015				
Claim Number:	2014 / 1427000956041	Closed Date:	03/12/2015				
Claim Status:	Closed	Subro:	No				
Class:	8868 / SCHOOL: PROFESSIONAL EMP & C	Fatal:	No				
Part of Body:	Multiple upper extremities						
Injury Description:	EMPLOYEE SLIPPED AND FELL AFTER WALKING INTO A B						
Injury Classification:	Fall, slip, or trip injury						
					Paid to Date	Outstanding Reserves	Total Incurred
				Indemnity	\$0	\$0	\$0
				Medical	\$1,766	\$0	\$1,766
				Other	\$101	\$0	\$101
				Recovery Amt	\$0		\$0
				Net Total	\$1,867	\$0	\$1,867
Policy Number:	0001121115	Accident Date:	02/10/2015	Emp. Name:	COVERED		
Effective Date:	09/01/2014 to 09/01/2015	Reported Date:	02/11/2015				
Claim Number:	2014 / 1423000953130	Closed Date:	03/19/2015				
Claim Status:	Closed	Subro:	No				
Class:	8810 / CLERICAL OFFICE EMPLOYEES NOC	Fatal:	No				
Part of Body:	Multiple body parts						
Injury Description:	KNOT ON HEAD AND RIGHT LITTLE FINGER INJURY: EMP						
Injury Classification:	Fall, slip, or trip injury						
					Paid to Date	Outstanding Reserves	Total Incurred
				Indemnity	\$0	\$0	\$0
				Medical	\$2,572	\$0	\$2,572
				Other	\$101	\$0	\$101
				Recovery Amt	\$0		\$0
				Net Total	\$2,673	\$0	\$2,673
Policy Number:	0001121115	Accident Date:	02/04/2015	Emp. Name:	COVERED		
Effective Date:	09/01/2014 to 09/01/2015	Reported Date:	02/06/2015				
Claim Number:	2014 / 1422000952508	Closed Date:	02/09/2015				
Claim Status:	Closed	Subro:	No				
Class:	9101 / SCHOOL/CHURCH: ALL OTHER EMP	Fatal:	No				
Part of Body:	Thumb						
Injury Description:	USING HAND RAIL TO GO DOWN STEPS IN THE AUDITORI						
Injury Classification:	Cut, puncture, scrape, injured by						
					Paid to Date	Outstanding Reserves	Total Incurred
				Indemnity	\$0	\$0	\$0
				Medical	\$99	\$0	\$99
				Other	\$90	\$0	\$90
				Recovery Amt	\$0		\$0
				Net Total	\$188	\$0	\$188

If you have questions about this report, contact us at (800) 859-5995, or contact your agent.  
 Your loss information is also available anytime at [texasmutual.com](http://texasmutual.com) and is updated daily.  
 For free tools to help prevent workplace accidents, visit the safety resource center at [texasmutual.com](http://texasmutual.com), or call (800)-859-5995.



HOUSTON COMMUNITY COLLEGE SYSTEM  
 PO BOX 667517  
 HOUSTON, TX 77266

Losses Evaluated as of: 05/31/2015

Report Printed on: 06/02/2015

Policy Number:	0001121115	Accident Date:	01/29/2015	Emp. Name:	COVERED
Effective Date:	09/01/2014 to 09/01/2015	Reported Date:	02/06/2015		
Claim Number:	2014 / 1427000952513	Closed Date:	02/13/2015		
Claim Status:	Closed	Subro:	No		
Class:	9101 / SCHOOL/CHURCH: ALL OTHER EMP	Fatal:	No		
Part of Body:	Ankle				
Injury Description:	WAS WALKING WHEN I SLIPPED OFF OF CURB AND INJUR				
Injury Classification:	Fall, slip, or trip injury				
Policy Number:	0001121115	Accident Date:	01/28/2015	Emp. Name:	COVERED
Effective Date:	09/01/2014 to 09/01/2015	Reported Date:	02/03/2015		
Claim Number:	2014 / 1421000951985	Closed Date:	02/13/2015		
Claim Status:	Closed	Subro:	No		
Class:	9101 / SCHOOL/CHURCH: ALL OTHER EMP	Fatal:	No		
Part of Body:	Finger(s)				
Injury Description:	DRY ERASE BOARD SLIPPED WHILE REPLACING IT AND C				
Injury Classification:	Striking against or stepping on				
Policy Number:	0001121115	Accident Date:	01/22/2015	Emp. Name:	COVERED
Effective Date:	09/01/2014 to 09/01/2015	Reported Date:	01/26/2015		
Claim Number:	2014 / 1425000950873	Closed Date:	03/10/2015		
Claim Status:	Closed	Subro:	No		
Class:	9101 / SCHOOL/CHURCH: ALL OTHER EMP	Fatal:	No		
Part of Body:	Multiple body parts				
Injury Description:	COMING INTO THE BUILDING FROM THE RAIN, I SLIPPE				
Injury Classification:	Fall, slip, or trip injury				

If you have questions about this report, contact us at (800) 859-5995, or contact your agent.  
 Your loss information is also available anytime at [texasmutual.com](http://texasmutual.com) and is updated daily.  
 For free tools to help prevent workplace accidents, visit the safety resource center at [texasmutual.com](http://texasmutual.com), or call (800)-859-5995.





HOUSTON COMMUNITY COLLEGE SYSTEM  
 PO BOX 667517  
 HOUSTON, TX 77266

Losses Evaluated as of: 05/31/2015

Report Printed on: 06/02/2015

Policy Number:	0001121115	Accident Date:	01/13/2015	Emp. Name:	COVERED		
Effective Date:	09/01/2014 to 09/01/2015	Reported Date:	01/22/2015				
Claim Number:	2014 / 1421000950509	Closed Date:	01/27/2015				
Claim Status:	Closed	Subro:	No				
Class:	9101 / SCHOOL/CHURCH: ALL OTHER EMP	Fatal:	No				
Part of Body:	Multiple body parts						
Injury Description:	*****REPORTING OF INJURY ONLY*****						
Injury Classification:	Fall, slip, or trip injury						
					Paid to Date	Outstanding Reserves	Total Incurred
				Indemnity	\$0	\$0	\$0
				Medical	\$0	\$0	\$0
				Other	\$0	\$0	\$0
				Recovery Amt	\$0		\$0
				Net Total	\$0	\$0	\$0
Policy Number:	0001121115	Accident Date:	01/13/2015	Emp. Name:	COVERED		
Effective Date:	09/01/2014 to 09/01/2015	Reported Date:	01/22/2015				
Claim Number:	2014 / 1421000950500	Closed Date:	02/16/2015				
Claim Status:	Closed	Subro:	No				
Class:	9101 / SCHOOL/CHURCH: ALL OTHER EMP	Fatal:	No				
Part of Body:	Multiple body parts						
Injury Description:	THE EMPLOYEE WAS WALKING ACROSS THE PARKING LOT						
Injury Classification:	Fall, slip, or trip injury						
					Paid to Date	Outstanding Reserves	Total Incurred
				Indemnity	\$0	\$0	\$0
				Medical	\$274	\$0	\$274
				Other	\$97	\$0	\$97
				Recovery Amt	\$0		\$0
				Net Total	\$371	\$0	\$371
Policy Number:	0001121115	Accident Date:	01/13/2015	Emp. Name:	COVERED		
Effective Date:	09/01/2014 to 09/01/2015	Reported Date:	01/21/2015				
Claim Number:	2014 / 1428000950300	Closed Date:	01/26/2015				
Claim Status:	Closed	Subro:	No				
Class:	9101 / SCHOOL/CHURCH: ALL OTHER EMP	Fatal:	No				
Part of Body:	Multiple lower appendages						
Injury Description:	TENOSYNOVITIS LEFT FOOT/ANKLE; *PT STATES SHE FE						
Injury Classification:	Fall, slip, or trip injury						
					Paid to Date	Outstanding Reserves	Total Incurred
				Indemnity	\$0	\$0	\$0
				Medical	\$0	\$0	\$0
				Other	\$0	\$0	\$0
				Recovery Amt	\$0		\$0
				Net Total	\$0	\$0	\$0

If you have questions about this report, contact us at (800) 859-5995, or contact your agent.  
 Your loss information is also available anytime at [texasmutual.com](http://texasmutual.com) and is updated daily.  
 For free tools to help prevent workplace accidents, visit the safety resource center at [texasmutual.com](http://texasmutual.com), or call (800)-859-5995.



HOUSTON COMMUNITY COLLEGE SYSTEM  
 PO BOX 667517  
 HOUSTON, TX 77266

Losses Evaluated as of: 05/31/2015

Report Printed on: 06/02/2015

Policy Number:	0001121115	Accident Date:	01/13/2015	Emp. Name:	COVERED		
Effective Date:	09/01/2014 to 09/01/2015	Reported Date:	01/22/2015				
Claim Number:	2014 / 1422000950501	Closed Date:	04/09/2015				
Claim Status:	Closed	Subro:	No				
Class:	8810 / CLERICAL OFFICE EMPLOYEES NOC	Fatal:	No				
Part of Body:	Knee						
Injury Description:	EMPLOYEE WAS WALKING PAST FRONT DESK TO ANOTHER						
Injury Classification:	Fall, slip, or trip injury						
					Paid to Date	Outstanding Reserves	Total Incurred
				Indemnity	\$0	\$0	\$0
				Medical	\$0	\$0	\$0
				Other	\$0	\$0	\$0
				Recovery Amt	\$0		\$0
				Net Total	\$0	\$0	\$0
Policy Number:	0001121115	Accident Date:	01/07/2015	Emp. Name:	DENIED		
Effective Date:	09/01/2014 to 09/01/2015	Reported Date:	01/09/2015				
Claim Number:	2014 / 1421000949006	Closed Date:	01/22/2015				
Claim Status:	Closed	Subro:	No				
Class:	8810 / CLERICAL OFFICE EMPLOYEES NOC	Fatal:	No				
Part of Body:	Knee						
Injury Description:	The employee injured her knee while unsecuring a						
Injury Classification:	Miscellaneous causes						
					Paid to Date	Outstanding Reserves	Total Incurred
				Indemnity	\$0	\$0	\$0
				Medical	\$829	\$0	\$829
				Other	\$93	\$0	\$93
				Recovery Amt	\$0		\$0
				Net Total	\$923	\$0	\$923
Policy Number:	0001121115	Accident Date:	01/05/2015	Emp. Name:	COVERED		
Effective Date:	09/01/2014 to 09/01/2015	Reported Date:	01/23/2015				
Claim Number:	2014 / 1425000950585	Closed Date:	01/23/2015				
Claim Status:	Closed	Subro:	No				
Class:	8810 / CLERICAL OFFICE EMPLOYEES NOC	Fatal:	No				
Part of Body:	Multiple body parts						
Injury Description:	*****REPORTING ONLY*****						
Injury Classification:	Fall, slip, or trip injury						
					Paid to Date	Outstanding Reserves	Total Incurred
				Indemnity	\$0	\$0	\$0
				Medical	\$0	\$0	\$0
				Other	\$0	\$0	\$0
				Recovery Amt	\$0		\$0
				Net Total	\$0	\$0	\$0

If you have questions about this report, contact us at (800) 859-5995, or contact your agent.  
 Your loss information is also available anytime at [texasmutual.com](http://texasmutual.com) and is updated daily.  
 For free tools to help prevent workplace accidents, visit the safety resource center at [texasmutual.com](http://texasmutual.com), or call (800)-859-5995.



HOUSTON COMMUNITY COLLEGE SYSTEM  
 PO BOX 667517  
 HOUSTON, TX 77266

Losses Evaluated as of: 05/31/2015

Report Printed on: 06/02/2015

Policy Number:	0001121115	Accident Date:	12/27/2014	Emp. Name:	COVERED		
Effective Date:	09/01/2014 to 09/01/2015	Reported Date:	01/06/2015				
Claim Number:	2014 / 1428000948374	Closed Date:	01/12/2015				
Claim Status:	Closed	Subro:	No				
Class:	8868 / SCHOOL: PROFESSIONAL EMP & C	Fatal:	No				
Part of Body:	Finger(s)						
Injury Description:	LACERATION RIGHT MIDDLE FINGER; PATIENT STATES;						
Injury Classification:	Cut, puncture, scrape, injured by						
					Paid to Date	Outstanding Reserves	Total Incurred
				Indemnity	\$0	\$0	\$0
				Medical	\$830	\$0	\$830
				Other	\$90	\$0	\$90
				Recovery Amt	\$0		\$0
				Net Total	\$920	\$0	\$920
Policy Number:	0001121115	Accident Date:	12/15/2014	Emp. Name:	COVERED		
Effective Date:	09/01/2014 to 09/01/2015	Reported Date:	12/31/2014				
Claim Number:	2014 / 1424000948073	Closed Date:	01/12/2015				
Claim Status:	Closed	Subro:	No				
Class:	9101 / SCHOOL/CHURCH: ALL OTHER EMP	Fatal:	No				
Part of Body:	Soft tissue (head)						
Injury Description:	WALKED INTO FLAG POLE. I LOOKED						
Injury Classification:	Striking against or stepping on						
					Paid to Date	Outstanding Reserves	Total Incurred
				Indemnity	\$0	\$0	\$0
				Medical	\$435	\$0	\$435
				Other	\$90	\$0	\$90
				Recovery Amt	\$0		\$0
				Net Total	\$525	\$0	\$525
Policy Number:	0001121115	Accident Date:	12/10/2014	Emp. Name:	COVERED		
Effective Date:	09/01/2014 to 09/01/2015	Reported Date:	12/17/2014				
Claim Number:	2014 / 1427000946672	Closed Date:	02/09/2015				
Claim Status:	Closed	Subro:	No				
Class:	9101 / SCHOOL/CHURCH: ALL OTHER EMP	Fatal:	No				
Part of Body:	Toes						
Injury Description:	WHILE COLLECTING LINEN OFF TABLES, WORKER HIT TH						
Injury Classification:	Striking against or stepping on						
					Paid to Date	Outstanding Reserves	Total Incurred
				Indemnity	\$0	\$0	\$0
				Medical	\$721	\$0	\$721
				Other	\$90	\$0	\$90
				Recovery Amt	\$0		\$0
				Net Total	\$811	\$0	\$811

If you have questions about this report, contact us at (800) 859-5995, or contact your agent.

Your loss information is also available anytime at [texasmutual.com](http://texasmutual.com) and is updated daily.

For free tools to help prevent workplace accidents, visit the safety resource center at [texasmutual.com](http://texasmutual.com), or call (800)-859-5995.



HOUSTON COMMUNITY COLLEGE SYSTEM  
 PO BOX 667517  
 HOUSTON, TX 77266

Losses Evaluated as of: 05/31/2015

Report Printed on: 06/02/2015

Policy Number:	0001121115	Accident Date:	12/08/2014	Emp. Name:	COVERED		
Effective Date:	09/01/2014 to 09/01/2015	Reported Date:	12/17/2014				
Claim Number:	2014 / 1427000946645	Closed Date:	12/30/2014				
Claim Status:	Closed	Subro:	No				
Class:	8810 / CLERICAL OFFICE EMPLOYEES NOC	Fatal:	No				
Part of Body:	Lower back area						
Injury Description:	ATTEMPTING TO SIT IN HER CHAIR AND IT ROLLED FOR						
Injury Classification:	Fall, slip, or trip injury						
Policy Number:	0001121115	Accident Date:	12/08/2014	Emp. Name:	COVERED		
Effective Date:	09/01/2014 to 09/01/2015	Reported Date:	12/18/2014				
Claim Number:	2014 / 1428000946889	Closed Date:	01/29/2015				
Claim Status:	Closed	Subro:	No				
Class:	8810 / CLERICAL OFFICE EMPLOYEES NOC	Fatal:	No				
Part of Body:	Lower leg						
Injury Description:	SPIDER BITE WHILE SITTING AT MY DESK THAT BECAME						
Injury Classification:	Struck or injured by						
Policy Number:	0001121115	Accident Date:	12/02/2014	Emp. Name:	COVERED		
Effective Date:	09/01/2014 to 09/01/2015	Reported Date:	12/17/2014				
Claim Number:	2014 / 1420000946656	Closed Date:	12/17/2014				
Claim Status:	Closed	Subro:	No				
Class:	8810 / CLERICAL OFFICE EMPLOYEES NOC	Fatal:	No				
Part of Body:	Multiple body parts						
Injury Description:	OPENING THE OFFICE DOOR TO ENTER AS I TURNED THE						
Injury Classification:	Miscellaneous causes						

If you have questions about this report, contact us at (800) 859-5995, or contact your agent.  
 Your loss information is also available anytime at [texasmutual.com](http://texasmutual.com) and is updated daily.  
 For free tools to help prevent workplace accidents, visit the safety resource center at [texasmutual.com](http://texasmutual.com), or call (800)-859-5995.



HOUSTON COMMUNITY COLLEGE SYSTEM  
 PO BOX 667517  
 HOUSTON, TX 77266

Losses Evaluated as of: 05/31/2015

Report Printed on: 06/02/2015

Policy Number:	0001121115	Accident Date:	11/11/2014	Emp. Name:	COVERED		
Effective Date:	09/01/2014 to 09/01/2015	Reported Date:	11/18/2014				
Claim Number:	2014 / 1425000943241	Closed Date:	12/05/2014				
Claim Status:	Closed	Subro:	No				
Class:	8810 / CLERICAL OFFICE EMPLOYEES NOC	Fatal:	No				
Part of Body:	Finger(s)						
Injury Description:	THE EMPLOYEE CAUGHT THE FINGER OF HER RIGHT HAND						
Injury Classification:	Caught in, under, or between						
					Paid to Date	Outstanding Reserves	Total Incurred
				Indemnity	\$0	\$0	\$0
				Medical	\$0	\$0	\$0
				Other	\$0	\$0	\$0
				Recovery Amt	\$0		\$0
				Net Total	\$0	\$0	\$0
Policy Number:	0001121115	Accident Date:	10/21/2014	Emp. Name:	COVERED		
Effective Date:	09/01/2014 to 09/01/2015	Reported Date:	10/22/2014				
Claim Number:	2014 / 1426000939462	Closed Date:	02/20/2015				
Claim Status:	Closed	Subro:	No				
Class:	9101 / SCHOOL/CHURCH: ALL OTHER EMP	Fatal:	No				
Part of Body:	Multiple body parts						
Injury Description:	SHE FELL COMING OVER THE CURB STRIKING HER HEAD						
Injury Classification:	Fall, slip, or trip injury						
					Paid to Date	Outstanding Reserves	Total Incurred
				Indemnity	\$186	\$0	\$186
				Medical	\$2,782	\$0	\$2,782
				Other	\$177	\$0	\$177
				Recovery Amt	\$0		\$0
				Net Total	\$3,144	\$0	\$3,144
Policy Number:	0001121115	Accident Date:	10/17/2014	Emp. Name:	COVERED		
Effective Date:	09/01/2014 to 09/01/2015	Reported Date:	10/23/2014				
Claim Number:	2014 / 1424000939550	Closed Date:	11/03/2014				
Claim Status:	Closed	Subro:	No				
Class:	8868 / SCHOOL: PROFESSIONAL EMP & C	Fatal:	No				
Part of Body:	Ankle						
Injury Description:	GOING DOWNSTAIRS WHEN I STEPPED ON THE SECOND ST						
Injury Classification:	Fall, slip, or trip injury						
					Paid to Date	Outstanding Reserves	Total Incurred
				Indemnity	\$0	\$0	\$0
				Medical	\$0	\$0	\$0
				Other	\$0	\$0	\$0
				Recovery Amt	\$0		\$0
				Net Total	\$0	\$0	\$0

If you have questions about this report, contact us at (800) 859-5995, or contact your agent.  
 Your loss information is also available anytime at [texasmutual.com](http://texasmutual.com) and is updated daily.  
 For free tools to help prevent workplace accidents, visit the safety resource center at [texasmutual.com](http://texasmutual.com), or call (800)-859-5995.



HOUSTON COMMUNITY COLLEGE SYSTEM  
 PO BOX 667517  
 HOUSTON, TX 77266

Losses Evaluated as of: 05/31/2015

Report Printed on: 06/02/2015

Policy Number:	0001121115	Accident Date:	10/17/2014	Emp. Name:	COVERED		
Effective Date:	09/01/2014 to 09/01/2015	Reported Date:	10/23/2014				
Claim Number:	2014 / 1427000939562	Closed Date:	11/04/2014				
Claim Status:	Closed	Subro:	No				
Class:	8810 / CLERICAL OFFICE EMPLOYEES NOC	Fatal:	No				
Part of Body:	Soft tissue (head)						
Injury Description:	WAS BENDING DOWN AND SWIFTLY STOOD UP AND SMACKE						
Injury Classification:	Caught in, under, or between						
					Paid to Date	Outstanding Reserves	Total Incurred
				Indemnity	\$0	\$0	\$0
				Medical	\$0	\$0	\$0
				Other	\$0	\$0	\$0
				Recovery Amt	\$0		\$0
				Net Total	\$0	\$0	\$0

Policy Number:	0001121115	Accident Date:	10/12/2014	Emp. Name:	COVERED		
Effective Date:	09/01/2014 to 09/01/2015	Reported Date:	10/23/2014				
Claim Number:	2014 / 1428000939572	Closed Date:	10/30/2014				
Claim Status:	Closed	Subro:	No				
Class:	9101 / SCHOOL/CHURCH: ALL OTHER EMP	Fatal:	No				
Part of Body:	Multiple body parts						
Injury Description:	WAS DRIVING TO A CALL IN A PRIVATE VEHICLE. WAS						
Injury Classification:	Striking against or stepping on						
					Paid to Date	Outstanding Reserves	Total Incurred
				Indemnity	\$0	\$0	\$0
				Medical	\$0	\$0	\$0
				Other	\$0	\$0	\$0
				Recovery Amt	\$0		\$0
				Net Total	\$0	\$0	\$0

Policy Number:	0001121115	Accident Date:	09/18/2014	Emp. Name:	COVERED		
Effective Date:	09/01/2014 to 09/01/2015	Reported Date:	09/29/2014				
Claim Number:	2014 / 1422000935975	Closed Date:	10/02/2014				
Claim Status:	Closed	Subro:	No				
Class:	9101 / SCHOOL/CHURCH: ALL OTHER EMP	Fatal:	No				
Part of Body:	Multiple body parts						
Injury Description:	WALKING TO THE CAR AND SLIPPED						
Injury Classification:	Fall, slip, or trip injury						
					Paid to Date	Outstanding Reserves	Total Incurred
				Indemnity	\$0	\$0	\$0
				Medical	\$0	\$0	\$0
				Other	\$0	\$0	\$0
				Recovery Amt	\$0		\$0
				Net Total	\$0	\$0	\$0

If you have questions about this report, contact us at (800) 859-5995, or contact your agent.  
 Your loss information is also available anytime at [texasmutual.com](http://texasmutual.com) and is updated daily.  
 For free tools to help prevent workplace accidents, visit the safety resource center at [texasmutual.com](http://texasmutual.com), or call (800)-859-5995.



HOUSTON COMMUNITY COLLEGE SYSTEM  
 PO BOX 667517  
 HOUSTON, TX 77266

Losses Evaluated as of: 05/31/2015

Report Printed on: 06/02/2015

Policy Number:	0001121115	Accident Date:	09/15/2014	Emp. Name:	COVERED		
Effective Date:	09/01/2014 to 09/01/2015	Reported Date:	09/29/2014				
Claim Number:	2014 / 1420000935928	Closed Date:	12/12/2014		Paid to Date	Outstanding Reserves	Total Incurred
Claim Status:	Closed	Subro:	No	Indemnity	\$0	\$0	\$0
Class:	8810 / CLERICAL OFFICE EMPLOYEES NOC	Fatal:	No	Medical	\$1,984	\$0	\$1,984
				Other	\$90	\$0	\$90
Part of Body:	Multiple body parts			Recovery Amt	\$0		\$0
Injury Description:	WALKING ON SIDEWALK IN BACK OF GARAGE. SIDEWALK			Net Total	\$2,074	\$0	\$2,074
Injury Classification:	Fall, slip, or trip injury						

Policy Number:	0001121115	Accident Date:	08/18/2014	Emp. Name:	COVERED		
Effective Date:	09/01/2013 to 09/01/2014	Reported Date:	08/27/2014				
Claim Number:	2013 / 1420000931131	Closed Date:	00/00/0000		Paid to Date	Outstanding Reserves	Total Incurred
Claim Status:	Open	Subro:	No	Indemnity	\$0	\$0	\$0
Class:	9101 / SCHOOL/CHURCH: ALL OTHER EMP	Fatal:	No	Medical	\$7,431	\$4,436	\$11,868
				Other	\$1,106	\$1,869	\$2,975
Part of Body:	Disc (neck)			Recovery Amt	\$0		\$0
Injury Description:	NECK STRAIN WHILE MOVING A DESK.			Net Total	\$8,537	\$6,306	\$14,842
Injury Classification:	Strain or injury by						

Policy Number:	0001121115	Accident Date:	08/18/2014	Emp. Name:	COVERED		
Effective Date:	09/01/2013 to 09/01/2014	Reported Date:	08/20/2014				
Claim Number:	2013 / 1421000929980	Closed Date:	00/00/0000		Paid to Date	Outstanding Reserves	Total Incurred
Claim Status:	Open	Subro:	No	Indemnity	\$7,914	\$4,189	\$12,103
Class:	9101 / SCHOOL/CHURCH: ALL OTHER EMP	Fatal:	No	Medical	\$6,870	\$4,571	\$11,441
				Other	\$274	\$3,443	\$3,718
Part of Body:	Ankle			Recovery Amt	\$0		\$0
Injury Description:	WALKING TO HER CAR AND SLIPPED AND FELL. (SHE I			Net Total	\$15,058	\$12,203	\$27,261
Injury Classification:	Fall, slip, or trip injury						

If you have questions about this report, contact us at (800) 859-5995, or contact your agent.  
 Your loss information is also available anytime at [texasmutual.com](http://texasmutual.com) and is updated daily.  
 For free tools to help prevent workplace accidents, visit the safety resource center at [texasmutual.com](http://texasmutual.com), or call (800)-859-5995.



HOUSTON COMMUNITY COLLEGE SYSTEM  
 PO BOX 667517  
 HOUSTON, TX 77266

Losses Evaluated as of: 05/31/2015

Report Printed on: 06/02/2015

Policy Number:	0001121115	Accident Date:	06/02/2014	Emp. Name:	COVERED		
Effective Date:	09/01/2013 to 09/01/2014	Reported Date:	12/17/2014				
Claim Number:	2013 / 1427000946663	Closed Date:	00/00/0000				
Claim Status:	Open	Subro:	No				
Class:	8810 / CLERICAL OFFICE EMPLOYEES NOC	Fatal:	No				
Part of Body:	Shoulder(s)						
Injury Description:	THE DESK WHERE I SCAN ALL OF MY PAPERWORK, THE S						
Injury Classification:	Strain or injury by						
					Paid to Date	Outstanding Reserves	Total Incurred
				Indemnity	\$2,020	\$8,890	\$10,910
				Medical	\$3,421	\$12,713	\$16,134
				Other	\$825	\$2,525	\$3,350
				Recovery Amt	\$0		\$0
				Net Total	\$6,267	\$24,128	\$30,395
Policy Number:	0001121115	Accident Date:	05/17/2014	Emp. Name:	COVERED		
Effective Date:	09/01/2013 to 09/01/2014	Reported Date:	10/09/2014				
Claim Number:	2013 / 1427000937654	Closed Date:	00/00/0000				
Claim Status:	Open	Subro:	No				
Class:	8868 / SCHOOL: PROFESSIONAL EMP & C	Fatal:	No				
Part of Body:	Multiple body parts						
Injury Description:	WHILE WAITING ON GRADUATION A STUDENT WAS FALLIN						
Injury Classification:	Fall, slip, or trip injury						
					Paid to Date	Outstanding Reserves	Total Incurred
				Indemnity	\$0	\$7,548	\$7,548
				Medical	\$6,822	\$1,590	\$8,412
				Other	\$1,098	\$1,814	\$2,912
				Recovery Amt	\$0		\$0
				Net Total	\$7,920	\$10,952	\$18,872
Policy Number:	0001121115	Accident Date:	11/22/2013	Emp. Name:	COVERED		
Effective Date:	09/01/2013 to 09/01/2014	Reported Date:	12/04/2013				
Claim Number:	2013 / 99R0000768955	Closed Date:	00/00/0000				
Claim Status:	Open	Subro:	No				
Class:	8868 / SCHOOL: PROFESSIONAL EMP & C	Fatal:	No				
Part of Body:	Multiple body parts						
Injury Description:	The employee was running to office to get keys t						
Injury Classification:	Striking against or stepping on						
					Paid to Date	Outstanding Reserves	Total Incurred
				Indemnity	\$16,179	\$7,140	\$23,319
				Medical	\$26,838	\$4,457	\$31,295
				Other	\$1,376	\$3,357	\$4,733
				Recovery Amt	\$0		\$0
				Net Total	\$44,393	\$14,954	\$59,348

If you have questions about this report, contact us at (800) 859-5995, or contact your agent.  
 Your loss information is also available anytime at [texasmutual.com](http://texasmutual.com) and is updated daily.  
 For free tools to help prevent workplace accidents, visit the safety resource center at [texasmutual.com](http://texasmutual.com), or call (800)-859-5995.





HOUSTON COMMUNITY COLLEGE SYSTEM  
 PO BOX 667517  
 HOUSTON, TX 77266

Losses Evaluated as of: 05/31/2015

Report Printed on: 06/02/2015

Policy Number:	0001121115	Accident Date:	08/20/2014	Emp. Name:	COVERED		
Effective Date:	09/01/2013 to 09/01/2014	Reported Date:	08/25/2014				
Claim Number:	2013 / 1428000930779	Closed Date:	08/26/2014				
Claim Status:	Closed	Subro:	No				
Class:	8810 / CLERICAL OFFICE EMPLOYEES NOC	Fatal:	No				
Part of Body:	Multiple body parts						
Injury Description:	THE FLOOR WAS WET DUE TO RAIN. SHE WALKING OUT						
Injury Classification:	Fall, slip, or trip injury						
					Paid to Date	Outstanding Reserves	Total Incurred
				Indemnity	\$0	\$0	\$0
				Medical	\$293	\$0	\$293
				Other	\$90	\$0	\$90
				Recovery Amt	\$0		\$0
				Net Total	\$383	\$0	\$383
Policy Number:	0001121115	Accident Date:	08/19/2014	Emp. Name:	COVERED		
Effective Date:	09/01/2013 to 09/01/2014	Reported Date:	08/20/2014				
Claim Number:	2013 / 1424000930001	Closed Date:	10/16/2014				
Claim Status:	Closed	Subro:	No				
Class:	9101 / SCHOOL/CHURCH: ALL OTHER EMP	Fatal:	No				
Part of Body:	Knee						
Injury Description:	WALKING UP STAIRS IN DATA ROOM AND TWISTED LEFT						
Injury Classification:	Strain or injury by						
					Paid to Date	Outstanding Reserves	Total Incurred
				Indemnity	\$0	\$0	\$0
				Medical	\$293	\$0	\$293
				Other	\$90	\$0	\$90
				Recovery Amt	\$0		\$0
				Net Total	\$383	\$0	\$383
Policy Number:	0001121115	Accident Date:	08/15/2014	Emp. Name:	COVERED		
Effective Date:	09/01/2013 to 09/01/2014	Reported Date:	08/20/2014				
Claim Number:	2013 / 1421000929989	Closed Date:	10/02/2014				
Claim Status:	Closed	Subro:	No				
Class:	8868 / SCHOOL: PROFESSIONAL EMP & C	Fatal:	No				
Part of Body:	Finger(s)						
Injury Description:	MOVING BOXES OF TILE FORM IN FRONT OF AN ELECTRI						
Injury Classification:	Caught in, under, or between						
					Paid to Date	Outstanding Reserves	Total Incurred
				Indemnity	\$0	\$0	\$0
				Medical	\$581	\$0	\$581
				Other	\$90	\$0	\$90
				Recovery Amt	\$0		\$0
				Net Total	\$671	\$0	\$671

If you have questions about this report, contact us at (800) 859-5995, or contact your agent.  
 Your loss information is also available anytime at [texasmutual.com](http://texasmutual.com) and is updated daily.  
 For free tools to help prevent workplace accidents, visit the safety resource center at [texasmutual.com](http://texasmutual.com), or call (800)-859-5995.



HOUSTON COMMUNITY COLLEGE SYSTEM  
 PO BOX 667517  
 HOUSTON, TX 77266

Losses Evaluated as of: 05/31/2015

Report Printed on: 06/02/2015

Policy Number:	0001121115	Accident Date:	07/24/2014	Emp. Name:	COVERED
Effective Date:	09/01/2013 to 09/01/2014	Reported Date:	07/31/2014		
Claim Number:	2013 / 1422000926957	Closed Date:	08/07/2014		
Claim Status:	Closed	Subro:	No		
Class:	8868 / SCHOOL: PROFESSIONAL EMP & C	Fatal:	No		
Part of Body:	Multiple lower appendages				
Injury Description:	IW FELL DOWN WHILE TRYING TO SIT IN THE CHAIR AN				
Injury Classification:	Fall, slip, or trip injury				
Policy Number:	0001121115	Accident Date:	07/24/2014	Emp. Name:	COVERED
Effective Date:	09/01/2013 to 09/01/2014	Reported Date:	07/29/2014		
Claim Number:	2013 / 1421000926560	Closed Date:	08/04/2014		
Claim Status:	Closed	Subro:	No		
Class:	9101 / SCHOOL/CHURCH: ALL OTHER EMP	Fatal:	No		
Part of Body:	Thumb				
Injury Description:	INJURED RIGHT THUMB QUALIFYING WITH A WEAPON				
Injury Classification:	Cut, puncture, scrape, injured by				
Policy Number:	0001121115	Accident Date:	07/08/2014	Emp. Name:	COVERED
Effective Date:	09/01/2013 to 09/01/2014	Reported Date:	07/10/2014		
Claim Number:	2013 / 1424000923827	Closed Date:	09/04/2014		
Claim Status:	Closed	Subro:	No		
Class:	9101 / SCHOOL/CHURCH: ALL OTHER EMP	Fatal:	No		
Part of Body:	Multiple body parts				
Injury Description:	SECURITY OFFICER WAS TAKING THE PHYSICAL FITNESS				
Injury Classification:	Fall, slip, or trip injury				

If you have questions about this report, contact us at (800) 859-5995, or contact your agent.  
 Your loss information is also available anytime at [texasmutual.com](http://texasmutual.com) and is updated daily.  
 For free tools to help prevent workplace accidents, visit the safety resource center at [texasmutual.com](http://texasmutual.com), or call (800)-859-5995.



HOUSTON COMMUNITY COLLEGE SYSTEM  
 PO BOX 667517  
 HOUSTON, TX 77266

Losses Evaluated as of: 05/31/2015

Report Printed on: 06/02/2015

Policy Number:	0001121115	Accident Date:	06/18/2014	Emp. Name:	---	COVERED	
Effective Date:	09/01/2013 to 09/01/2014	Reported Date:	06/26/2014				
Claim Number:	2013 / 1427000921895	Closed Date:	08/19/2014				
Claim Status:	Closed	Subro:	No				
Class:	8868 / SCHOOL: PROFESSIONAL EMP & C	Fatal:	No				
Part of Body:	Multiple upper extremities						
Injury Description:	While stacking books on a shelf in her office, t						
Injury Classification:	Struck or injured by						
					Paid to Date	Outstanding Reserves	Total Incurred
				Indemnity	\$0	\$0	\$0
				Medical	\$1,594	\$0	\$1,594
				Other	\$90	\$0	\$90
				Recovery Amt	\$0		\$0
				Net Total	\$1,684	\$0	\$1,684
Policy Number:	0001121115	Accident Date:	06/18/2014	Emp. Name:	---	COVERED	
Effective Date:	09/01/2013 to 09/01/2014	Reported Date:	06/19/2014				
Claim Number:	2013 / 1428000920825	Closed Date:	12/22/2014				
Claim Status:	Closed	Subro:	Yes				
Class:	9101 / SCHOOL/CHURCH: ALL OTHER EMP	Fatal:	No				
Part of Body:	Multiple body parts						
Injury Description:	THE IMPACT FROM VEHICLE STRIKING THE HCC POLICE						
Injury Classification:	Motor vehicle						
					Paid to Date	Outstanding Reserves	Total Incurred
				Indemnity	\$0	\$0	\$0
				Medical	\$1,501	\$0	\$0
				Other	\$90	\$0	\$90
				Recovery Amt	-\$1,501		-\$1,501
				Net Total	\$90	\$0	\$90

If you have questions about this report, contact us at (800) 859-5995, or contact your agent.  
 Your loss information is also available anytime at [texasmutual.com](http://texasmutual.com) and is updated daily.  
 For free tools to help prevent workplace accidents, visit the safety resource center at [texasmutual.com](http://texasmutual.com), or call (800)-859-5995.



HOUSTON COMMUNITY COLLEGE SYSTEM  
 PO BOX 667517  
 HOUSTON, TX 77266

Losses Evaluated as of: 05/31/2015

Report Printed on: 06/02/2015

Policy Number:	0001121115	Accident Date:	06/12/2014	Emp. Name:	COVERED		
Effective Date:	09/01/2013 to 09/01/2014	Reported Date:	06/16/2014				
Claim Number:	2013 / 1424000920110	Closed Date:	06/16/2014				
Claim Status:	Closed	Subro:	No				
Class:	8810 / CLERICAL OFFICE EMPLOYEES NOC	Fatal:	No				
Part of Body:	Finger(s)						
Injury Description:	EMPLOYEE WAS BEING ASSISTED TO CHANGE A BATTERY						
Injury Classification:	Caught in, under, or between						
					Paid to Date	Outstanding Reserves	Total Incurred
				Indemnity	\$0	\$0	\$0
				Medical	\$0	\$0	\$0
				Other	\$0	\$0	\$0
				Recovery Amt	\$0		\$0
				Net Total	\$0	\$0	\$0
Policy Number:	0001121115	Accident Date:	06/10/2014	Emp. Name:	COVERED		
Effective Date:	09/01/2013 to 09/01/2014	Reported Date:	06/16/2014				
Claim Number:	2013 / 1420000920097	Closed Date:	06/17/2014				
Claim Status:	Closed	Subro:	No				
Class:	9101 / SCHOOL/CHURCH: ALL OTHER EMP	Fatal:	No				
Part of Body:	Soft tissue (head)						
Injury Description:	WHILE SITTING- OPENED UPPER CABINET DOOR I STOO						
Injury Classification:	Striking against or stepping on						
					Paid to Date	Outstanding Reserves	Total Incurred
				Indemnity	\$0	\$0	\$0
				Medical	\$441	\$0	\$441
				Other	\$90	\$0	\$90
				Recovery Amt	\$0		\$0
				Net Total	\$531	\$0	\$531
Policy Number:	0001121115	Accident Date:	05/22/2014	Emp. Name:	COVERED		
Effective Date:	09/01/2013 to 09/01/2014	Reported Date:	05/27/2014				
Claim Number:	2013 / 1423000917166	Closed Date:	06/02/2014				
Claim Status:	Closed	Subro:	No				
Class:	9101 / SCHOOL/CHURCH: ALL OTHER EMP	Fatal:	No				
Part of Body:	Finger(s)						
Injury Description:	WHILE EXITING THE RESTROOM A STUDENT WAS ENTERIN						
Injury Classification:	Caught in, under, or between						
					Paid to Date	Outstanding Reserves	Total Incurred
				Indemnity	\$0	\$0	\$0
				Medical	\$0	\$0	\$0
				Other	\$0	\$0	\$0
				Recovery Amt	\$0		\$0
				Net Total	\$0	\$0	\$0

If you have questions about this report, contact us at (800) 859-5995, or contact your agent.  
 Your loss information is also available anytime at [texasmutual.com](http://texasmutual.com) and is updated daily.  
 For free tools to help prevent workplace accidents, visit the safety resource center at [texasmutual.com](http://texasmutual.com), or call (800)-859-5995.



HOUSTON COMMUNITY COLLEGE SYSTEM  
 PO BOX 667517  
 HOUSTON, TX 77266

Losses Evaluated as of: 05/31/2015

Report Printed on: 06/02/2015

Policy Number:	0001121115	Accident Date:	05/20/2014	Emp. Name:	DENIED		
Effective Date:	09/01/2013 to 09/01/2014	Reported Date:	05/27/2014				
Claim Number:	2013 / 1425000917159	Closed Date:	06/11/2014				
Claim Status:	Closed	Subro:	No				
Class:	8868 / SCHOOL: PROFESSIONAL EMP & C	Fatal:	No				
Part of Body:	Unclassified - insufficient info to prop						
Injury Description:	THE CHAIR SLIPPED FROM UNDER THE EMPLOYEE CAUSIN						
Injury Classification:	Fall, slip, or trip injury						
					Paid to Date	Outstanding Reserves	Total Incurred
				Indemnity	\$0	\$0	\$0
				Medical	\$0	\$0	\$0
				Other	\$0	\$0	\$0
				Recovery Amt	\$0		\$0
				Net Total	\$0	\$0	\$0
Policy Number:	0001121115	Accident Date:	05/15/2014	Emp. Name:	COVERED		
Effective Date:	09/01/2013 to 09/01/2014	Reported Date:	05/27/2014				
Claim Number:	2013 / 1422000917156	Closed Date:	05/30/2014				
Claim Status:	Closed	Subro:	No				
Class:	9101 / SCHOOL/CHURCH: ALL OTHER EMP	Fatal:	No				
Part of Body:	Knee						
Injury Description:	I WAS ROLLING A TABLE OF MONITORS AND THE FRONT						
Injury Classification:	Struck or injured by						
					Paid to Date	Outstanding Reserves	Total Incurred
				Indemnity	\$0	\$0	\$0
				Medical	\$239	\$0	\$239
				Other	\$90	\$0	\$90
				Recovery Amt	\$0		\$0
				Net Total	\$329	\$0	\$329
Policy Number:	0001121115	Accident Date:	05/12/2014	Emp. Name:	COVERED		
Effective Date:	09/01/2013 to 09/01/2014	Reported Date:	05/15/2014				
Claim Number:	2013 / 1423000915663	Closed Date:	06/03/2014				
Claim Status:	Closed	Subro:	No				
Class:	9101 / SCHOOL/CHURCH: ALL OTHER EMP	Fatal:	No				
Part of Body:	Multiple body parts						
Injury Description:	Employee was walking toward a customer when she						
Injury Classification:	Fall, slip, or trip injury						
					Paid to Date	Outstanding Reserves	Total Incurred
				Indemnity	\$0	\$0	\$0
				Medical	\$1,413	\$0	\$1,413
				Other	\$90	\$0	\$90
				Recovery Amt	\$0		\$0
				Net Total	\$1,503	\$0	\$1,503

If you have questions about this report, contact us at (800) 859-5995, or contact your agent.  
 Your loss information is also available anytime at [texasmutual.com](http://texasmutual.com) and is updated daily.  
 For free tools to help prevent workplace accidents, visit the safety resource center at [texasmutual.com](http://texasmutual.com), or call (800)-859-5995.



HOUSTON COMMUNITY COLLEGE SYSTEM  
 PO BOX 667517  
 HOUSTON, TX 77266

Losses Evaluated as of: 05/31/2015

Report Printed on: 06/02/2015

Policy Number:	0001121115	Accident Date:	05/08/2014	Emp. Name:	DENIED		
Effective Date:	09/01/2013 to 09/01/2014	Reported Date:	05/28/2014				
Claim Number:	2013 / 1428000917180	Closed Date:	06/12/2014				
Claim Status:	Closed	Subro:	No				
Class:	9101 / SCHOOL/CHURCH: ALL OTHER EMP	Fatal:	No				
Part of Body:	No physical injury						
Injury Description:	ON MAY 8, 2014 APPROXIMATELY 1400 HOURS, A SUPER						
Injury Classification:	Miscellaneous causes						
					Paid to Date	Outstanding Reserves	Total Incurred
				Indemnity	\$0	\$0	\$0
				Medical	\$0	\$0	\$0
				Other	\$0	\$0	\$0
				Recovery Amt	\$0		\$0
				Net Total	\$0	\$0	\$0
Policy Number:	0001121115	Accident Date:	05/07/2014	Emp. Name:	COVERED		
Effective Date:	09/01/2013 to 09/01/2014	Reported Date:	05/15/2014				
Claim Number:	2013 / 1420000915669	Closed Date:	07/09/2014				
Claim Status:	Closed	Subro:	No				
Class:	8810 / CLERICAL OFFICE EMPLOYEES NOC	Fatal:	No				
Part of Body:	Unclassified - insufficient info to prop						
Injury Description:	WAS SEXUALLY ASSAULTED WHILE ATTEMPTING TO USE T						
Injury Classification:	Miscellaneous causes						
					Paid to Date	Outstanding Reserves	Total Incurred
				Indemnity	\$0	\$0	\$0
				Medical	\$222	\$0	\$222
				Other	\$0	\$0	\$0
				Recovery Amt	\$0		\$0
				Net Total	\$222	\$0	\$222
Policy Number:	0001121115	Accident Date:	05/01/2014	Emp. Name:	DENIED		
Effective Date:	09/01/2013 to 09/01/2014	Reported Date:	05/15/2014				
Claim Number:	2013 / 1427000915676	Closed Date:	06/03/2014				
Claim Status:	Closed	Subro:	No				
Class:	8810 / CLERICAL OFFICE EMPLOYEES NOC	Fatal:	No				
Part of Body:	Unclassified - insufficient info to prop						
Injury Description:	ON 05/06/2014 AN HCC STUDENT WHO WAS LATER IDENT						
Injury Classification:	Miscellaneous causes						
					Paid to Date	Outstanding Reserves	Total Incurred
				Indemnity	\$0	\$0	\$0
				Medical	\$0	\$0	\$0
				Other	\$0	\$0	\$0
				Recovery Amt	\$0		\$0
				Net Total	\$0	\$0	\$0

If you have questions about this report, contact us at (800) 859-5995, or contact your agent.  
 Your loss information is also available anytime at [texasmutual.com](http://texasmutual.com) and is updated daily.  
 For free tools to help prevent workplace accidents, visit the safety resource center at [texasmutual.com](http://texasmutual.com), or call (800)-859-5995.



HOUSTON COMMUNITY COLLEGE SYSTEM  
 PO BOX 667517  
 HOUSTON, TX 77266

Losses Evaluated as of: 05/31/2015

Report Printed on: 06/02/2015

Policy Number:	0001121115	Accident Date:	04/11/2014	Emp. Name:	COVERED		
Effective Date:	09/01/2013 to 09/01/2014	Reported Date:	04/16/2014				
Claim Number:	2013 / 1423000911730	Closed Date:	04/18/2014				
Claim Status:	Closed	Subro:	No		Paid to Date	Outstanding Reserves	Total Incurred
Class:	8868 / SCHOOL: PROFESSIONAL EMP & C	Fatal:	No	Indemnity	\$0	\$0	\$0
				Medical	\$0	\$0	\$0
				Other	\$0	\$0	\$0
Part of Body:	Multiple body parts			Recovery Amt	\$0		\$0
Injury Description:	I WAS WALKING FROM MY OFFICE TO THE MAIN BUILDIN			Net Total	\$0	\$0	\$0
Injury Classification:	Fall, slip, or trip injury						
Policy Number:	0001121115	Accident Date:	03/23/2014	Emp. Name:	COVERED		
Effective Date:	09/01/2013 to 09/01/2014	Reported Date:	03/28/2014				
Claim Number:	2013 / 1427000909232	Closed Date:	02/03/2015				
Claim Status:	Closed	Subro:	No		Paid to Date	Outstanding Reserves	Total Incurred
Class:	8868 / SCHOOL: PROFESSIONAL EMP & C	Fatal:	No	Indemnity	\$0	\$0	\$0
				Medical	\$12,654	\$0	\$12,654
				Other	\$1,700	\$0	\$1,700
Part of Body:	Multiple body parts			Recovery Amt	\$0		\$0
Injury Description:	SHE WAS SITTING IN THE INSTRUCTOR CHAIR AND BEGA			Net Total	\$14,354	\$0	\$14,354
Injury Classification:	Fall, slip, or trip injury						
Policy Number:	0001121115	Accident Date:	03/01/2014	Emp. Name:	DENIED		
Effective Date:	09/01/2013 to 09/01/2014	Reported Date:	04/14/2014				
Claim Number:	2013 / 1425000911372	Closed Date:	04/25/2014				
Claim Status:	Closed	Subro:	No		Paid to Date	Outstanding Reserves	Total Incurred
Class:	8868 / SCHOOL: PROFESSIONAL EMP & C	Fatal:	No	Indemnity	\$0	\$0	\$0
				Medical	\$0	\$0	\$0
				Other	\$90	\$0	\$90
Part of Body:	Lower arm			Recovery Amt	\$0		\$0
Injury Description:	THE EMPLOYEE INJURED HIS ELBOW ON A WOODWORKING			Net Total	\$90	\$0	\$90
Injury Classification:	Strain or injury by						



HOUSTON COMMUNITY COLLEGE SYSTEM  
 PO BOX 667517  
 HOUSTON, TX 77266

Losses Evaluated as of: 05/31/2015

Report Printed on: 06/02/2015

Policy Number:	0001121115	Accident Date:	02/26/2014	Emp. Name:	COVERED		
Effective Date:	09/01/2013 to 09/01/2014	Reported Date:	03/07/2014				
Claim Number:	2013 / 1424000906376	Closed Date:	06/27/2014				
Claim Status:	Closed	Subro:	No				
Class:	8868 / SCHOOL: PROFESSIONAL EMP & C	Fatal:	No				
Part of Body:	Hand						
Injury Description:	PULLED THE HANDLE OF THE DOOR TO OPEN ONE SIDE A						
Injury Classification:	Caught in, under, or between						
					Paid to Date	Outstanding Reserves	Total Incurred
				Indemnity	\$0	\$0	\$0
				Medical	\$2,998	\$0	\$2,998
				Other	\$217	\$0	\$217
				Recovery Amt	\$0		\$0
				Net Total	\$3,214	\$0	\$3,214
Policy Number:	0001121115	Accident Date:	02/26/2014	Emp. Name:	COVERED		
Effective Date:	09/01/2013 to 09/01/2014	Reported Date:	03/03/2014				
Claim Number:	2013 / 1426000905919	Closed Date:	03/14/2014				
Claim Status:	Closed	Subro:	No				
Class:	8810 / CLERICAL OFFICE EMPLOYEES NOC	Fatal:	No				
Part of Body:	Multiple body parts						
Injury Description:	Fall/slip or trip injury - from different level.						
Injury Classification:	Fall, slip, or trip injury						
					Paid to Date	Outstanding Reserves	Total Incurred
				Indemnity	\$0	\$0	\$0
				Medical	\$665	\$0	\$665
				Other	\$90	\$0	\$90
				Recovery Amt	\$0		\$0
				Net Total	\$755	\$0	\$755
Policy Number:	0001121115	Accident Date:	02/20/2014	Emp. Name:	COVERED		
Effective Date:	09/01/2013 to 09/01/2014	Reported Date:	02/24/2014				
Claim Number:	2013 / 1422000904880	Closed Date:	09/29/2014				
Claim Status:	Closed	Subro:	No				
Class:	8810 / CLERICAL OFFICE EMPLOYEES NOC	Fatal:	No				
Part of Body:	Foot						
Injury Description:	THE EMPLOYEE WAS WALKING WHEN SHE SLIPPED AND FE						
Injury Classification:	Fall, slip, or trip injury						
					Paid to Date	Outstanding Reserves	Total Incurred
				Indemnity	\$1,785	\$0	\$1,785
				Medical	\$2,834	\$0	\$2,834
				Other	\$90	\$0	\$90
				Recovery Amt	\$0		\$0
				Net Total	\$4,709	\$0	\$4,709

If you have questions about this report, contact us at (800) 859-5995, or contact your agent.  
 Your loss information is also available anytime at [texasmutual.com](http://texasmutual.com) and is updated daily.  
 For free tools to help prevent workplace accidents, visit the safety resource center at [texasmutual.com](http://texasmutual.com), or call (800)-859-5995.







HOUSTON COMMUNITY COLLEGE SYSTEM  
 PO BOX 667517  
 HOUSTON, TX 77266

Losses Evaluated as of: 05/31/2015

Report Printed on: 06/02/2015

Policy Number:	0001121115	Accident Date:	12/02/2013	Emp. Name:	COVERED		
Effective Date:	09/01/2013 to 09/01/2014	Reported Date:	12/11/2013				
Claim Number:	2013 / 99R0000769902	Closed Date:	07/08/2014				
Claim Status:	Closed	Subro:	No				
Class:	8868 / SCHOOL: PROFESSIONAL EMP & C	Fatal:	No				
Part of Body:	Multiple body parts						
Injury Description:	Employee was doing errands in her personal vehic						
Injury Classification:	Motor vehicle						
					Paid to Date	Outstanding Reserves	Total Incurred
				Indemnity	\$0	\$0	\$0
				Medical	\$5,498	\$0	\$5,498
				Other	\$284	\$0	\$284
				Recovery Amt	\$0		\$0
				Net Total	\$5,782	\$0	\$5,782
Policy Number:	0001121115	Accident Date:	11/19/2013	Emp. Name:	COVERED		
Effective Date:	09/01/2013 to 09/01/2014	Reported Date:	11/26/2013				
Claim Number:	2013 / 99R0000768161	Closed Date:	11/27/2013				
Claim Status:	Closed	Subro:	No				
Class:	8868 / SCHOOL: PROFESSIONAL EMP & C	Fatal:	No				
Part of Body:	Foot						
Injury Description:	92420 CONTUSION OF FOOT; PATIENT STATES; "SITTIN						
Injury Classification:	Fall, slip, or trip injury						
					Paid to Date	Outstanding Reserves	Total Incurred
				Indemnity	\$0	\$0	\$0
				Medical	\$330	\$0	\$330
				Other	\$90	\$0	\$90
				Recovery Amt	\$0		\$0
				Net Total	\$419	\$0	\$419
Policy Number:	0001121115	Accident Date:	11/13/2013	Emp. Name:	COVERED		
Effective Date:	09/01/2013 to 09/01/2014	Reported Date:	11/20/2013				
Claim Number:	2013 / 99R0000767425	Closed Date:	11/22/2013				
Claim Status:	Closed	Subro:	No				
Class:	8868 / SCHOOL: PROFESSIONAL EMP & C	Fatal:	No				
Part of Body:	Hand						
Injury Description:	EE BURNED RIGHT HAND WHILE EATING SOUP						
Injury Classification:	Burn or scald - heat or cold exposures - contact wit						
					Paid to Date	Outstanding Reserves	Total Incurred
				Indemnity	\$0	\$0	\$0
				Medical	\$24	\$0	\$24
				Other	\$90	\$0	\$90
				Recovery Amt	\$0		\$0
				Net Total	\$114	\$0	\$114

If you have questions about this report, contact us at (800) 859-5995, or contact your agent.  
 Your loss information is also available anytime at [texasmutual.com](http://texasmutual.com) and is updated daily.  
 For free tools to help prevent workplace accidents, visit the safety resource center at [texasmutual.com](http://texasmutual.com), or call (800)-859-5995.



HOUSTON COMMUNITY COLLEGE SYSTEM  
 PO BOX 667517  
 HOUSTON, TX 77266

Losses Evaluated as of: 05/31/2015

Report Printed on: 06/02/2015

Policy Number:	0001121115	Accident Date:	11/11/2013	Emp. Name:	COVERED		
Effective Date:	09/01/2013 to 09/01/2014	Reported Date:	11/12/2013				
Claim Number:	2013 / 99R0000766337	Closed Date:	12/05/2013				
Claim Status:	Closed	Subro:	No				
Class:	8868 / SCHOOL: PROFESSIONAL EMP & C	Fatal:	No				
Part of Body:	Multiple body parts						
Injury Description:	I WAS WALKING ACROSS THE STUDENT LOUNGE TO GET A						
Injury Classification:	Fall, slip, or trip injury						
					Paid to Date	Outstanding Reserves	Total Incurred
				Indemnity	\$0	\$0	\$0
				Medical	\$76	\$0	\$76
				Other	\$90	\$0	\$90
				Recovery Amt	\$0		\$0
				Net Total	\$166	\$0	\$166
Policy Number:	0001121115	Accident Date:	11/07/2013	Emp. Name:	COVERED		
Effective Date:	09/01/2013 to 09/01/2014	Reported Date:	11/13/2013				
Claim Number:	2013 / 99R0000766425	Closed Date:	12/04/2013				
Claim Status:	Closed	Subro:	No				
Class:	8868 / SCHOOL: PROFESSIONAL EMP & C	Fatal:	No				
Part of Body:	Multiple body parts						
Injury Description:	MISSED STEP CAUSING ME TO LOSE MY BALANCE ANDI F						
Injury Classification:	Fall, slip, or trip injury						
					Paid to Date	Outstanding Reserves	Total Incurred
				Indemnity	\$0	\$0	\$0
				Medical	\$1,036	\$0	\$1,036
				Other	\$90	\$0	\$90
				Recovery Amt	\$0		\$0
				Net Total	\$1,126	\$0	\$1,126
Policy Number:	0001121115	Accident Date:	11/06/2013	Emp. Name:	COVERED		
Effective Date:	09/01/2013 to 09/01/2014	Reported Date:	11/12/2013				
Claim Number:	2013 / 99R0000766343	Closed Date:	11/25/2013				
Claim Status:	Closed	Subro:	No				
Class:	8868 / SCHOOL: PROFESSIONAL EMP & C	Fatal:	No				
Part of Body:	Shoulder(s)						
Injury Description:	PLACING FILE CRATES ON THE OVERHEAD CABINET; CRA						
Injury Classification:	Caught in, under, or between						
					Paid to Date	Outstanding Reserves	Total Incurred
				Indemnity	\$0	\$0	\$0
				Medical	\$1,008	\$0	\$1,008
				Other	\$90	\$0	\$90
				Recovery Amt	\$0		\$0
				Net Total	\$1,098	\$0	\$1,098

If you have questions about this report, contact us at (800) 859-5995, or contact your agent.  
 Your loss information is also available anytime at [texasmutual.com](http://texasmutual.com) and is updated daily.  
 For free tools to help prevent workplace accidents, visit the safety resource center at [texasmutual.com](http://texasmutual.com), or call (800)-859-5995.



HOUSTON COMMUNITY COLLEGE SYSTEM  
 PO BOX 667517  
 HOUSTON, TX 77266

Losses Evaluated as of: 05/31/2015

Report Printed on: 06/02/2015

Policy Number:	0001121115	Accident Date:	10/31/2013	Emp. Name:	COVERED		
Effective Date:	09/01/2013 to 09/01/2014	Reported Date:	11/05/2013				
Claim Number:	2013 / 99R0000765401	Closed Date:	03/03/2014				
Claim Status:	Closed	Subro:	No				
Class:	8810 / CLERICAL OFFICE EMPLOYEES NOC	Fatal:	No				
Part of Body:	Multiple body parts						
Injury Description:	THE EMPLOYEE WAS WALKING INTO THE BUILDING WHEN						
Injury Classification:	Fall, slip, or trip injury						
					Paid to Date	Outstanding Reserves	Total Incurred
				Indemnity	\$1,785	\$0	\$1,785
				Medical	\$2,335	\$0	\$2,335
				Other	\$90	\$0	\$90
				Recovery Amt	\$0		\$0
				Net Total	\$4,210	\$0	\$4,210
Policy Number:	0001121115	Accident Date:	10/30/2013	Emp. Name:	COVERED		
Effective Date:	09/01/2013 to 09/01/2014	Reported Date:	11/12/2013				
Claim Number:	2013 / 99R0000766326	Closed Date:	09/29/2014				
Claim Status:	Closed	Subro:	No				
Class:	8868 / SCHOOL: PROFESSIONAL EMP & C	Fatal:	No				
Part of Body:	Multiple body parts						
Injury Description:	Employee slipped and fell while walking in hall						
Injury Classification:	Fall, slip, or trip injury						
					Paid to Date	Outstanding Reserves	Total Incurred
				Indemnity	\$1,074	\$0	\$1,074
				Medical	\$12,571	\$0	\$12,571
				Other	\$564	\$0	\$564
				Recovery Amt	\$0		\$0
				Net Total	\$14,209	\$0	\$14,209
Policy Number:	0001121115	Accident Date:	10/16/2013	Emp. Name:	COVERED		
Effective Date:	09/01/2013 to 09/01/2014	Reported Date:	11/05/2013				
Claim Number:	2013 / 99R0000765397	Closed Date:	12/16/2013				
Claim Status:	Closed	Subro:	No				
Class:	8868 / SCHOOL: PROFESSIONAL EMP & C	Fatal:	No				
Part of Body:	Multiple body parts						
Injury Description:	A CHAIR BEGAN TO ROLL FROM UNDERNEATH EE AS SHE						
Injury Classification:	Fall, slip, or trip injury						
					Paid to Date	Outstanding Reserves	Total Incurred
				Indemnity	\$0	\$0	\$0
				Medical	\$303	\$0	\$303
				Other	\$90	\$0	\$90
				Recovery Amt	\$0		\$0
				Net Total	\$393	\$0	\$393



HOUSTON COMMUNITY COLLEGE SYSTEM  
PO BOX 667517  
HOUSTON, TX 77266

Losses Evaluated as of: 05/31/2015

Report Printed on: 06/02/2015

Policy Number:	0001121115	Accident Date:	10/16/2013	Emp. Name:	COVERED		
Effective Date:	09/01/2013 to 09/01/2014	Reported Date:	10/21/2013				
Claim Number:	2013 / 99R0000763418	Closed Date:	07/22/2014				
Claim Status:	Closed	Subro:	No		Paid to Date	Outstanding Reserves	Total Incurred
Class:	8868 / SCHOOL: PROFESSIONAL EMP & C	Fatal:	No	Indemnity	\$2,828	\$0	\$2,828
				Medical	\$13,618	\$0	\$13,618
				Other	\$545	\$0	\$545
Part of Body:	Multiple upper extremities			Recovery Amt	\$0		\$0
Injury Description:	Employee was moving furniture when he injured hi			Net Total	\$16,991	\$0	\$16,991
Injury Classification:	Strain or injury by						
Policy Number:	0001121115	Accident Date:	10/11/2013	Emp. Name:	DENIED		
Effective Date:	09/01/2013 to 09/01/2014	Reported Date:	10/24/2013				
Claim Number:	2013 / 99R0000763823	Closed Date:	12/17/2013				
Claim Status:	Closed	Subro:	No		Paid to Date	Outstanding Reserves	Total Incurred
Class:	8810 / CLERICAL OFFICE EMPLOYEES NOC	Fatal:	No	Indemnity	\$0	\$0	\$0
				Medical	\$1,911	\$0	\$1,911
				Other	\$134	\$0	\$134
Part of Body:	Knee			Recovery Amt	\$0		\$0
Injury Description:	LT KNEE SPRAIN: EE STATES KNEE IS HURTING DUE TO			Net Total	\$2,045	\$0	\$2,045
Injury Classification:	Strain or injury by						
Policy Number:	0001121115	Accident Date:	10/02/2013	Emp. Name:	COVERED		
Effective Date:	09/01/2013 to 09/01/2014	Reported Date:	10/03/2013				
Claim Number:	2013 / 99R0000760914	Closed Date:	06/18/2014				
Claim Status:	Closed	Subro:	No		Paid to Date	Outstanding Reserves	Total Incurred
Class:	8810 / CLERICAL OFFICE EMPLOYEES NOC	Fatal:	No	Indemnity	\$0	\$0	\$0
				Medical	\$1,014	\$0	\$1,014
				Other	\$90	\$0	\$90
Part of Body:	Hip			Recovery Amt	\$0		\$0
Injury Description:	Employee tripped over carpet that had been laid			Net Total	\$1,103	\$0	\$1,103
Injury Classification:	Fall, slip, or trip injury						



HOUSTON COMMUNITY COLLEGE SYSTEM  
 PO BOX 667517  
 HOUSTON, TX 77266

Losses Evaluated as of: 05/31/2015

Report Printed on: 06/02/2015

Policy Number:	0001121115	Accident Date:	10/01/2013	Emp. Name:	COVERED
Effective Date:	09/01/2013 to 09/01/2014	Reported Date:	10/08/2013		
Claim Number:	2013 / 99R0000761602	Closed Date:	12/06/2013		
Claim Status:	Closed	Subro:	No		
Class:	8868 / SCHOOL: PROFESSIONAL EMP & C	Fatal:	No		
Part of Body:	Finger(s)				
Injury Description:	FIRE INSTRUCTOR JONES WAS CONDUCTING A SEARCH AN				
Injury Classification:	Cut, puncture, scrape, injured by				
Policy Number:	0001121115	Accident Date:	10/01/2013	Emp. Name:	COVERED
Effective Date:	09/01/2013 to 09/01/2014	Reported Date:	10/11/2013		
Claim Number:	2013 / 99R0000762121	Closed Date:	10/25/2013		
Claim Status:	Closed	Subro:	No		
Class:	9101 / SCHOOL/CHURCH: ALL OTHER EMP	Fatal:	No		
Part of Body:	Multiple body parts				
Injury Description:	WHILE WALKING TO MY PLACE OF WORK FROM THE PARKI				
Injury Classification:	Fall, slip, or trip injury				
Policy Number:	0001121115	Accident Date:	09/19/2013	Emp. Name:	COVERED
Effective Date:	09/01/2013 to 09/01/2014	Reported Date:	09/20/2013		
Claim Number:	2013 / 99R0000759149	Closed Date:	10/03/2013		
Claim Status:	Closed	Subro:	No		
Class:	8868 / SCHOOL: PROFESSIONAL EMP & C	Fatal:	No		
Part of Body:	Multiple body parts				
Injury Description:	WRIST/SHOULDER BLADE. PAIN. CLIMBED ON THE TABLE				
Injury Classification:	Fall, slip, or trip injury				



HOUSTON COMMUNITY COLLEGE SYSTEM  
 PO BOX 667517  
 HOUSTON, TX 77266

Losses Evaluated as of: 05/31/2015

Report Printed on: 06/02/2015

Policy Number:	0001121115	Accident Date:	09/16/2013	Emp. Name:	COVERED						
Effective Date:	09/01/2013 to 09/01/2014	Reported Date:	09/20/2013								
Claim Number:	2013 / 99R0000759151	Closed Date:	09/27/2013				Paid to Date	Outstanding Reserves	Total Incurred		
Claim Status:	Closed	Subro:	No								
Class:	8868 / SCHOOL: PROFESSIONAL EMP & C	Fatal:	No				Indemnity	\$0	\$0	\$0	
							Medical	\$2,340	\$0	\$2,340	
							Other	\$90	\$0	\$90	
Part of Body:	Lower back area							Recovery Amt	\$0	\$0	
Injury Description:	BENT OVER TO PULL THE CABLE AND STRAINED HER							Net Total	\$2,430	\$0	\$2,430
Injury Classification:	Strain or injury by										
Policy Number:	0001121115	Accident Date:	09/10/2013	Emp. Name:	COVERED						
Effective Date:	09/01/2013 to 09/01/2014	Reported Date:	09/20/2013								
Claim Number:	2013 / 99R0000759163	Closed Date:	11/25/2013				Paid to Date	Outstanding Reserves	Total Incurred		
Claim Status:	Closed	Subro:	No								
Class:	8868 / SCHOOL: PROFESSIONAL EMP & C	Fatal:	No				Indemnity	\$0	\$0	\$0	
							Medical	\$1,484	\$0	\$1,484	
							Other	\$159	\$0	\$159	
Part of Body:	Multiple body parts							Recovery Amt	\$0	\$0	
Injury Description:	CONTUSION. LEFT KNEE. LEFT ARM. DID NOT SEE THE							Net Total	\$1,643	\$0	\$1,643
Injury Classification:	Fall, slip, or trip injury										
Policy Number:	0001121115	Accident Date:	09/09/2013	Emp. Name:	COVERED						
Effective Date:	09/01/2013 to 09/01/2014	Reported Date:	09/18/2013								
Claim Number:	2013 / 99R0000758705	Closed Date:	09/19/2013				Paid to Date	Outstanding Reserves	Total Incurred		
Claim Status:	Closed	Subro:	No								
Class:	8868 / SCHOOL: PROFESSIONAL EMP & C	Fatal:	No				Indemnity	\$0	\$0	\$0	
							Medical	\$1,331	\$0	\$1,331	
							Other	\$90	\$0	\$90	
Part of Body:	Ankle							Recovery Amt	\$0	\$0	
Injury Description:	84500 SPRAIN OF ANKEL NOS. CLAIM CREATED FROM DW							Net Total	\$1,421	\$0	\$1,421
Injury Classification:	Fall, slip, or trip injury										

If you have questions about this report, contact us at (800) 859-5995, or contact your agent.  
 Your loss information is also available anytime at [texasmutual.com](http://texasmutual.com) and is updated daily.  
 For free tools to help prevent workplace accidents, visit the safety resource center at [texasmutual.com](http://texasmutual.com), or call (800)-859-5995.



HOUSTON COMMUNITY COLLEGE SYSTEM  
PO BOX 667517  
HOUSTON, TX 77266

Losses Evaluated as of: 05/31/2015

Report Printed on: 06/02/2015

Policy Number:	0001121115	Accident Date:	09/06/2013	Emp. Name:	COVERED		
Effective Date:	09/01/2013 to 09/01/2014	Reported Date:	09/20/2013				
Claim Number:	2013 / 99R0000759157	Closed Date:	10/01/2013				
Claim Status:	Closed	Subro:	No				
Class:	8868 / SCHOOL: PROFESSIONAL EMP & C	Fatal:	No				
Part of Body:	Abdomen including groin						
Injury Description:	WAS HELPING TO MOVE A CUBICLE AND STRAINED HIS G						
Injury Classification:	Strain or injury by						
					Paid to Date	Outstanding Reserves	Total Incurred
				Indemnity	\$0	\$0	\$0
				Medical	\$394	\$0	\$394
				Other	\$90	\$0	\$90
				Recovery Amt	\$0		\$0
				Net Total	\$484	\$0	\$484
Policy Number:	0001121115	Accident Date:	09/05/2013	Emp. Name:	COVERED		
Effective Date:	09/01/2013 to 09/01/2014	Reported Date:	09/19/2013				
Claim Number:	2013 / 99R0000758941	Closed Date:	10/17/2013				
Claim Status:	Closed	Subro:	No				
Class:	8810 / CLERICAL OFFICE EMPLOYEES NOC	Fatal:	No				
Part of Body:	Knee						
Injury Description:	EMPLOYEE TRIPPED ON FLOOR RUG AS SOON AS SHE WAS						
Injury Classification:	Fall, slip, or trip injury						
					Paid to Date	Outstanding Reserves	Total Incurred
				Indemnity	\$0	\$0	\$0
				Medical	\$1,394	\$0	\$1,394
				Other	\$205	\$0	\$205
				Recovery Amt	\$0		\$0
				Net Total	\$1,598	\$0	\$1,598
Policy Number:	0001121115	Accident Date:	09/04/2013	Emp. Name:	COVERED		
Effective Date:	09/01/2013 to 09/01/2014	Reported Date:	09/20/2013				
Claim Number:	2013 / 99R0000759168	Closed Date:	09/20/2013				
Claim Status:	Closed	Subro:	No				
Class:	8868 / SCHOOL: PROFESSIONAL EMP & C	Fatal:	No				
Part of Body:	Soft tissue (head)						
Injury Description:	HEAD. CONTUSION. EE AND ANOTHER INSTRUCTOR WERE						
Injury Classification:	Struck or injured by						
					Paid to Date	Outstanding Reserves	Total Incurred
				Indemnity	\$0	\$0	\$0
				Medical	\$0	\$0	\$0
				Other	\$0	\$0	\$0
				Recovery Amt	\$0		\$0
				Net Total	\$0	\$0	\$0







HOUSTON COMMUNITY COLLEGE SYSTEM  
PO BOX 667517  
HOUSTON, TX 77266

Losses Evaluated as of: 05/31/2015

Report Printed on: 06/02/2015

Policy Number:	0001121115	Accident Date:	08/29/2013	Emp. Name:		COVERED		
Effective Date:	09/01/2012 to 09/01/2013	Reported Date:	09/05/2013					
Claim Number:	2012 / 99R0000756738	Closed Date:	09/12/2014					
Claim Status:	Closed	Subro:	No					
Class:	8868 / SCHOOL: PROFESSIONAL EMP & C	Fatal:	No					
Part of Body:	Shoulder(s)							
Injury Description:	Employee, working as a police officer, fell off							
Injury Classification:	Fall, slip, or trip injury							
						Paid to Date	Outstanding Reserves	Total Incurred
					Indemnity	\$17,608	\$0	\$17,608
					Medical	\$16,632	\$0	\$16,632
					Other	\$509	\$0	\$509
					Recovery Amt	\$0		\$0
					Net Total	\$34,748	\$0	\$34,748
Policy Number:	0001121115	Accident Date:	08/26/2013	Emp. Name:		COVERED		
Effective Date:	09/01/2012 to 09/01/2013	Reported Date:	09/20/2013					
Claim Number:	2012 / 99R0000759173	Closed Date:	09/20/2013					
Claim Status:	Closed	Subro:	No					
Class:	8868 / SCHOOL: PROFESSIONAL EMP & C	Fatal:	No					
Part of Body:	Knee							
Injury Description:	CONTUSION. LEFT KNEE. SLIPPED AND FELL IN THE WO							
Injury Classification:	Fall, slip, or trip injury							
						Paid to Date	Outstanding Reserves	Total Incurred
					Indemnity	\$0	\$0	\$0
					Medical	\$0	\$0	\$0
					Other	\$0	\$0	\$0
					Recovery Amt	\$0		\$0
					Net Total	\$0	\$0	\$0
Policy Number:	0001121115	Accident Date:	08/24/2013	Emp. Name:		COVERED		
Effective Date:	09/01/2012 to 09/01/2013	Reported Date:	09/12/2013					
Claim Number:	2012 / 99R0000757797	Closed Date:	09/19/2013					
Claim Status:	Closed	Subro:	No					
Class:	8868 / SCHOOL: PROFESSIONAL EMP & C	Fatal:	No					
Part of Body:	Lower back area							
Injury Description:	I PULLED SOME MUSCLES AS I LEARNED OVER TO RRETR							
Injury Classification:	Strain or injury by							
						Paid to Date	Outstanding Reserves	Total Incurred
					Indemnity	\$0	\$0	\$0
					Medical	\$0	\$0	\$0
					Other	\$0	\$0	\$0
					Recovery Amt	\$0		\$0
					Net Total	\$0	\$0	\$0



HOUSTON COMMUNITY COLLEGE SYSTEM  
 PO BOX 667517  
 HOUSTON, TX 77266

Losses Evaluated as of: 05/31/2015

Report Printed on: 06/02/2015

Policy Number:	0001121115	Accident Date:	08/20/2013	Emp. Name:	COVERED		
Effective Date:	09/01/2012 to 09/01/2013	Reported Date:	08/22/2013				
Claim Number:	2012 / 99R0000754777	Closed Date:	08/23/2013				
Claim Status:	Closed	Subro:	No		Paid to Date	Outstanding Reserves	Total Incurred
Class:	8810 / CLERICAL OFFICE EMPLOYEES NOC	Fatal:	No	Indemnity	\$0	\$0	\$0
				Medical	\$3,433	\$0	\$3,433
				Other	\$90	\$0	\$90
Part of Body:	Buttocks			Recovery Amt	\$0		\$0
Injury Description:	SHE WAS ABOUT TO SIT DOWN AT THE DEPARTMENT MEET			Net Total	\$3,523	\$0	\$3,523
Injury Classification:	Fall, slip, or trip injury						
Policy Number:	0001121115	Accident Date:	08/09/2013	Emp. Name:	COVERED		
Effective Date:	09/01/2012 to 09/01/2013	Reported Date:	08/14/2013				
Claim Number:	2012 / 99R0000753510	Closed Date:	09/13/2013				
Claim Status:	Closed	Subro:	No		Paid to Date	Outstanding Reserves	Total Incurred
Class:	9101 / SCHOOL/CHURCH: ALL OTHER EMP	Fatal:	No	Indemnity	\$0	\$0	\$0
				Medical	\$461	\$0	\$461
				Other	\$90	\$0	\$90
Part of Body:	Abdomen including groin			Recovery Amt	\$0		\$0
Injury Description:	UNLOADING A HEAVY PRESSURE WASHER FORM AN SUV TR			Net Total	\$551	\$0	\$551
Injury Classification:	Strain or injury by						
Policy Number:	0001121115	Accident Date:	08/07/2013	Emp. Name:	COVERED		
Effective Date:	09/01/2012 to 09/01/2013	Reported Date:	08/08/2013				
Claim Number:	2012 / 99R0000752617	Closed Date:	09/03/2013				
Claim Status:	Closed	Subro:	No		Paid to Date	Outstanding Reserves	Total Incurred
Class:	8868 / SCHOOL: PROFESSIONAL EMP & C	Fatal:	No	Indemnity	\$0	\$0	\$0
				Medical	\$1,869	\$0	\$1,869
				Other	\$90	\$0	\$90
Part of Body:	Multiple body parts			Recovery Amt	\$0		\$0
Injury Description:	WALKING ON WOOD FLOOR GOING ON THE CEMENT FLOOR			Net Total	\$1,959	\$0	\$1,959
Injury Classification:	Fall, slip, or trip injury						

If you have questions about this report, contact us at (800) 859-5995, or contact your agent.  
 Your loss information is also available anytime at [texasmutual.com](http://texasmutual.com) and is updated daily.  
 For free tools to help prevent workplace accidents, visit the safety resource center at [texasmutual.com](http://texasmutual.com), or call (800)-859-5995.



HOUSTON COMMUNITY COLLEGE SYSTEM  
 PO BOX 667517  
 HOUSTON, TX 77266

Losses Evaluated as of: 05/31/2015

Report Printed on: 06/02/2015

Policy Number:	0001121115	Accident Date:	08/07/2013	Emp. Name:	COVERED		
Effective Date:	09/01/2012 to 09/01/2013	Reported Date:	09/23/2013				
Claim Number:	2012 / 99R0000759289	Closed Date:	10/04/2013				
Claim Status:	Closed	Subro:	No				
Class:	8810 / CLERICAL OFFICE EMPLOYEES NOC	Fatal:	No				
Part of Body:	Multiple body parts						
Injury Description:	WAS STANDING AND LOST BALANCE AND FELL ON CHAIR						
Injury Classification:	Fall, slip, or trip injury						
					Paid to Date	Outstanding Reserves	Total Incurred
				Indemnity	\$0	\$0	\$0
				Medical	\$898	\$0	\$898
				Other	\$90	\$0	\$90
				Recovery Amt	\$0		\$0
				Net Total	\$988	\$0	\$988
Policy Number:	0001121115	Accident Date:	08/07/2013	Emp. Name:	DENIED		
Effective Date:	09/01/2012 to 09/01/2013	Reported Date:	08/08/2013				
Claim Number:	2012 / 99R0000752606	Closed Date:	08/23/2013				
Claim Status:	Closed	Subro:	No				
Class:	8868 / SCHOOL: PROFESSIONAL EMP & C	Fatal:	No				
Part of Body:	Multiple body parts						
Injury Description:	STUDENT NOTIFIED ME (INMATE) THAT THE DOCTOR TOL						
Injury Classification:	Struck or injured by						
					Paid to Date	Outstanding Reserves	Total Incurred
				Indemnity	\$0	\$0	\$0
				Medical	\$289	\$0	\$289
				Other	\$90	\$0	\$90
				Recovery Amt	\$0		\$0
				Net Total	\$379	\$0	\$379
Policy Number:	0001121115	Accident Date:	07/11/2013	Emp. Name:	COVERED		
Effective Date:	09/01/2012 to 09/01/2013	Reported Date:	07/16/2013				
Claim Number:	2012 / 99R0000748958	Closed Date:	07/25/2013				
Claim Status:	Closed	Subro:	No				
Class:	8810 / CLERICAL OFFICE EMPLOYEES NOC	Fatal:	No				
Part of Body:	Multiple body parts						
Injury Description:	IW FELL DOWN WHILE TRYING TO SIT IN CHAIR THAT						
Injury Classification:	Fall, slip, or trip injury						
					Paid to Date	Outstanding Reserves	Total Incurred
				Indemnity	\$0	\$0	\$0
				Medical	\$1,275	\$0	\$1,275
				Other	\$90	\$0	\$90
				Recovery Amt	\$0		\$0
				Net Total	\$1,365	\$0	\$1,365



HOUSTON COMMUNITY COLLEGE SYSTEM  
 PO BOX 667517  
 HOUSTON, TX 77266

Losses Evaluated as of: 05/31/2015

Report Printed on: 06/02/2015

Policy Number:	0001121115	Accident Date:	07/05/2013	Emp. Name:	COVERED
Effective Date:	09/01/2012 to 09/01/2013	Reported Date:	07/09/2013		
Claim Number:	2012 / 99R0000748050	Closed Date:	08/01/2013		
Claim Status:	Closed	Subro:	No		
Class:	8868 / SCHOOL: PROFESSIONAL EMP & C	Fatal:	No		
Part of Body:	Soft tissue (head)				
Injury Description:	I WAS SITTING AT MY DESK AND PASSED OUT. FALLIN				
Injury Classification:	Fall, slip, or trip injury				
Policy Number:	0001121115	Accident Date:	06/27/2013	Emp. Name:	DENIED
Effective Date:	09/01/2012 to 09/01/2013	Reported Date:	09/25/2013		
Claim Number:	2012 / 99R0000759806	Closed Date:	10/08/2013		
Claim Status:	Closed	Subro:	No		
Class:	8868 / SCHOOL: PROFESSIONAL EMP & C	Fatal:	No		
Part of Body:	Internal organs				
Injury Description:	996.81 COMPL TRANSPL KIDNEY. 583.9 NEPHRITIS NOS				
Injury Classification:	Miscellaneous causes				
Policy Number:	0001121115	Accident Date:	06/26/2013	Emp. Name:	COVERED
Effective Date:	09/01/2012 to 09/01/2013	Reported Date:	06/27/2013		
Claim Number:	2012 / 99R0000746650	Closed Date:	10/03/2013		
Claim Status:	Closed	Subro:	No		
Class:	8810 / CLERICAL OFFICE EMPLOYEES NOC	Fatal:	No		
Part of Body:	Foot				
Injury Description:	I WAS UNLOADING TABLES OFF OF A CART, ONE TABLE				
Injury Classification:	Striking against or stepping on				



HOUSTON COMMUNITY COLLEGE SYSTEM  
 PO BOX 667517  
 HOUSTON, TX 77266

Losses Evaluated as of: 05/31/2015

Report Printed on: 06/02/2015

Policy Number:	0001121115	Accident Date:	06/14/2013	Emp. Name:	COVERED		
Effective Date:	09/01/2012 to 09/01/2013	Reported Date:	06/19/2013				
Claim Number:	2012 / 99R0000745338	Closed Date:	06/05/2014				
Claim Status:	Closed	Subro:	No				
Class:	9101 / SCHOOL/CHURCH: ALL OTHER EMP	Fatal:	No				
Part of Body:	Multiple body parts						
Injury Description:	IW STRUCK HAND WHILE REMOVING CHAINS FROM LOCKED						
Injury Classification:	Caught in, under, or between						
					Paid to Date	Outstanding Reserves	Total Incurred
				Indemnity	\$1,236	\$0	\$1,236
				Medical	\$3,744	\$0	\$3,744
				Other	\$90	\$0	\$90
				Recovery Amt	\$0		\$0
				Net Total	\$5,069	\$0	\$5,069
Policy Number:	0001121115	Accident Date:	06/13/2013	Emp. Name:	DENIED		
Effective Date:	09/01/2012 to 09/01/2013	Reported Date:	06/20/2013				
Claim Number:	2012 / 99R0000745394	Closed Date:	08/14/2013				
Claim Status:	Closed	Subro:	No				
Class:	9101 / SCHOOL/CHURCH: ALL OTHER EMP	Fatal:	No				
Part of Body:	Unclassified - insufficient info to prop						
Injury Description:	EMPLOYEE IS STATING THAT SHE HAS BEEN EXPOSED TO						
Injury Classification:	Miscellaneous causes						
					Paid to Date	Outstanding Reserves	Total Incurred
				Indemnity	\$0	\$0	\$0
				Medical	\$266	\$0	\$266
				Other	\$90	\$0	\$90
				Recovery Amt	\$0		\$0
				Net Total	\$356	\$0	\$356
Policy Number:	0001121115	Accident Date:	06/04/2013	Emp. Name:	COVERED		
Effective Date:	09/01/2012 to 09/01/2013	Reported Date:	06/10/2013				
Claim Number:	2012 / 99R0000743905	Closed Date:	06/10/2013				
Claim Status:	Closed	Subro:	No				
Class:	8810 / CLERICAL OFFICE EMPLOYEES NOC	Fatal:	No				
Part of Body:	Skull						
Injury Description:	EMPLOYEE FELL OUT OF WHEELCHAIR ON FLOOR IN MEN'						
Injury Classification:	Fall, slip, or trip injury						
					Paid to Date	Outstanding Reserves	Total Incurred
				Indemnity	\$0	\$0	\$0
				Medical	\$1,511	\$0	\$1,511
				Other	\$317	\$0	\$317
				Recovery Amt	\$0		\$0
				Net Total	\$1,828	\$0	\$1,828

If you have questions about this report, contact us at (800) 859-5995, or contact your agent.  
 Your loss information is also available anytime at [texasmutual.com](http://texasmutual.com) and is updated daily.  
 For free tools to help prevent workplace accidents, visit the safety resource center at [texasmutual.com](http://texasmutual.com), or call (800)-859-5995.



HOUSTON COMMUNITY COLLEGE SYSTEM  
 PO BOX 667517  
 HOUSTON, TX 77266

Losses Evaluated as of: 05/31/2015

Report Printed on: 06/02/2015

Policy Number:	0001121115	Accident Date:	05/30/2013	Emp. Name:	COVERED		
Effective Date:	09/01/2012 to 09/01/2013	Reported Date:	06/10/2013				
Claim Number:	2012 / 99R0000743987	Closed Date:	06/14/2013				
Claim Status:	Closed	Subro:	No				
Class:	8810 / CLERICAL OFFICE EMPLOYEES NOC	Fatal:	No				
Part of Body:	Multiple body parts						
Injury Description:	SHE WAS WALKING FORM THEATRE ONE TO THE HEINEN T						
Injury Classification:	Fall, slip, or trip injury						
					Paid to Date	Outstanding Reserves	Total Incurred
				Indemnity	\$0	\$0	\$0
				Medical	\$0	\$0	\$0
				Other	\$0	\$0	\$0
				Recovery Amt	\$0		\$0
				Net Total	\$0	\$0	\$0
Policy Number:	0001121115	Accident Date:	05/09/2013	Emp. Name:	COVERED		
Effective Date:	09/01/2012 to 09/01/2013	Reported Date:	05/16/2013				
Claim Number:	2012 / 99R0000740649	Closed Date:	05/23/2013				
Claim Status:	Closed	Subro:	No				
Class:	8810 / CLERICAL OFFICE EMPLOYEES NOC	Fatal:	No				
Part of Body:	Ankle						
Injury Description:	I WAS GOING DOWN THE STAIRS FROM THE 2ND FLOOR A						
Injury Classification:	Fall, slip, or trip injury						
					Paid to Date	Outstanding Reserves	Total Incurred
				Indemnity	\$0	\$0	\$0
				Medical	\$1,984	\$0	\$1,984
				Other	\$90	\$0	\$90
				Recovery Amt	\$0		\$0
				Net Total	\$2,074	\$0	\$2,074
Policy Number:	0001121115	Accident Date:	05/02/2013	Emp. Name:	COVERED		
Effective Date:	09/01/2012 to 09/01/2013	Reported Date:	05/16/2013				
Claim Number:	2012 / 99R0000740632	Closed Date:	07/15/2013				
Claim Status:	Closed	Subro:	No				
Class:	8810 / CLERICAL OFFICE EMPLOYEES NOC	Fatal:	No				
Part of Body:	Thumb						
Injury Description:	CLEANING AND REARRANGING A STORAGE ROOM, TRYING						
Injury Classification:	Caught in, under, or between						
					Paid to Date	Outstanding Reserves	Total Incurred
				Indemnity	\$0	\$0	\$0
				Medical	\$385	\$0	\$385
				Other	\$99	\$0	\$99
				Recovery Amt	\$0		\$0
				Net Total	\$484	\$0	\$484

If you have questions about this report, contact us at (800) 859-5995, or contact your agent.  
 Your loss information is also available anytime at [texasmutual.com](http://texasmutual.com) and is updated daily.  
 For free tools to help prevent workplace accidents, visit the safety resource center at [texasmutual.com](http://texasmutual.com), or call (800)-859-5995.



HOUSTON COMMUNITY COLLEGE SYSTEM  
 PO BOX 667517  
 HOUSTON, TX 77266

Losses Evaluated as of: 05/31/2015

Report Printed on: 06/02/2015

Policy Number:	0001121115	Accident Date:	05/02/2013	Emp. Name:	---	COVERED
Effective Date:	09/01/2012 to 09/01/2013	Reported Date:	05/13/2013			
Claim Number:	2012 / 99R0000740057	Closed Date:	05/16/2013			
Claim Status:	Closed	Subro:	No			
Class:	8868 / SCHOOL: PROFESSIONAL EMP & C	Fatal:	No			
Part of Body:	Ankle					
Injury Description:	SPRAIN; LT ANKLE. PER DWC-73, PATIENT STATES;					
Injury Classification:	Fall, slip, or trip injury					
					Paid to Date	Outstanding Reserves
						Total Incurred
				Indemnity	\$0	\$0
				Medical	\$782	\$0
				Other	\$90	\$0
				Recovery Amt	\$0	\$0
				Net Total	\$872	\$0
Policy Number:	0001121115	Accident Date:	04/30/2013	Emp. Name:	---	COVERED
Effective Date:	09/01/2012 to 09/01/2013	Reported Date:	05/03/2013			
Claim Number:	2012 / 99R0000738832	Closed Date:	05/08/2013			
Claim Status:	Closed	Subro:	No			
Class:	8810 / CLERICAL OFFICE EMPLOYEES NOC	Fatal:	No			
Part of Body:	Multiple body parts					
Injury Description:	I WAS WALKING FROM THE RESTROOM ON THE 1ST FLOOR					
Injury Classification:	Fall, slip, or trip injury					
					Paid to Date	Outstanding Reserves
						Total Incurred
				Indemnity	\$0	\$0
				Medical	\$1,121	\$0
				Other	\$90	\$0
				Recovery Amt	\$0	\$0
				Net Total	\$1,211	\$0
Policy Number:	0001121115	Accident Date:	04/27/2013	Emp. Name:	---	COVERED
Effective Date:	09/01/2012 to 09/01/2013	Reported Date:	04/30/2013			
Claim Number:	2012 / 99R0000738322	Closed Date:	08/23/2013			
Claim Status:	Closed	Subro:	No			
Class:	9101 / SCHOOL/CHURCH: ALL OTHER EMP	Fatal:	No			
Part of Body:	Ankle					
Injury Description:	GETTING OFF A BUS AT THE TEXAS STATE CAPITAL. I					
Injury Classification:	Fall, slip, or trip injury					
					Paid to Date	Outstanding Reserves
						Total Incurred
				Indemnity	\$6,661	\$0
				Medical	\$1,198	\$0
				Other	\$90	\$0
				Recovery Amt	\$0	\$0
				Net Total	\$7,948	\$0

If you have questions about this report, contact us at (800) 859-5995, or contact your agent.  
 Your loss information is also available anytime at [texasmutual.com](http://texasmutual.com) and is updated daily.  
 For free tools to help prevent workplace accidents, visit the safety resource center at [texasmutual.com](http://texasmutual.com), or call (800)-859-5995.





HOUSTON COMMUNITY COLLEGE SYSTEM  
 PO BOX 667517  
 HOUSTON, TX 77266

Losses Evaluated as of: 05/31/2015

Report Printed on: 06/02/2015

Policy Number:	0001121115	Accident Date:	04/25/2013	Emp. Name:	COVERED		
Effective Date:	09/01/2012 to 09/01/2013	Reported Date:	04/30/2013				
Claim Number:	2012 / 99R0000738332	Closed Date:	11/25/2013				
Claim Status:	Closed	Subro:	No				
Class:	8868 / SCHOOL: PROFESSIONAL EMP & C	Fatal:	No				
Part of Body:	Ankle						
Injury Description:	SHE WAS LEAVING THE CLASSROOM AND HER ANKLE GAVE						
Injury Classification:	Fall, slip, or trip injury						
				Indemnity	Paid to Date	Outstanding Reserves	Total Incurred
				Medical	\$0	\$0	\$0
				Other	\$2,283	\$0	\$2,283
				Recovery Amt	\$90	\$0	\$90
				Net Total	\$0	\$0	\$0
					\$2,373	\$0	\$2,373
Policy Number:	0001121115	Accident Date:	04/23/2013	Emp. Name:	COVERED		
Effective Date:	09/01/2012 to 09/01/2013	Reported Date:	04/24/2013				
Claim Number:	2012 / 99R0000737534	Closed Date:	01/03/2014				
Claim Status:	Closed	Subro:	No				
Class:	8810 / CLERICAL OFFICE EMPLOYEES NOC	Fatal:	No				
Part of Body:	Multiple body parts						
Injury Description:	SHE FELL WALKING UP THE HANDICAP RAMP OUTSIDE TH						
Injury Classification:	Fall, slip, or trip injury						
				Indemnity	Paid to Date	Outstanding Reserves	Total Incurred
				Medical	\$4,550	\$0	\$4,550
				Other	\$4,309	\$0	\$4,309
				Recovery Amt	\$674	\$0	\$674
				Net Total	\$0	\$0	\$0
					\$9,533	\$0	\$9,533
Policy Number:	0001121115	Accident Date:	04/01/2013	Emp. Name:	COVERED		
Effective Date:	09/01/2012 to 09/01/2013	Reported Date:	04/02/2013				
Claim Number:	2012 / 99R0000734462	Closed Date:	05/08/2013				
Claim Status:	Closed	Subro:	No				
Class:	8810 / CLERICAL OFFICE EMPLOYEES NOC	Fatal:	No				
Part of Body:	Multiple body parts						
Injury Description:	I WAS COMING OUT FROM THE RESTROOM AND I FELT MY						
Injury Classification:	Fall, slip, or trip injury						
				Indemnity	Paid to Date	Outstanding Reserves	Total Incurred
				Medical	\$0	\$0	\$0
				Other	\$987	\$0	\$987
				Recovery Amt	\$90	\$0	\$90
				Net Total	\$0	\$0	\$0
					\$1,077	\$0	\$1,077

If you have questions about this report, contact us at (800) 859-5995, or contact your agent.  
 Your loss information is also available anytime at [texasmutual.com](http://texasmutual.com) and is updated daily.  
 For free tools to help prevent workplace accidents, visit the safety resource center at [texasmutual.com](http://texasmutual.com), or call (800)-859-5995.



HOUSTON COMMUNITY COLLEGE SYSTEM  
PO BOX 667517  
HOUSTON, TX 77266

Losses Evaluated as of: 05/31/2015

Report Printed on: 06/02/2015

Policy Number:	0001121115	Accident Date:	03/27/2013	Emp. Name:	COVERED		
Effective Date:	09/01/2012 to 09/01/2013	Reported Date:	04/10/2013				
Claim Number:	2012 / 99R0000735613	Closed Date:	05/22/2013				
Claim Status:	Closed	Subro:	No				
Class:	8868 / SCHOOL: PROFESSIONAL EMP & C	Fatal:	No				
Part of Body:	Multiple body parts						
Injury Description:	CERVICAL STRAIN; LUMBAR STRAIN; PATIENT STATES;						
Injury Classification:	Fall, slip, or trip injury						
					Paid to Date	Outstanding Reserves	Total Incurred
				Indemnity	\$0	\$0	\$0
				Medical	\$3,260	\$0	\$3,260
				Other	\$90	\$0	\$90
				Recovery Amt	\$0		\$0
				Net Total	\$3,349	\$0	\$3,349
Policy Number:	0001121115	Accident Date:	03/22/2013	Emp. Name:	COVERED		
Effective Date:	09/01/2012 to 09/01/2013	Reported Date:	03/29/2013				
Claim Number:	2012 / 99R0000733969	Closed Date:	12/09/2014				
Claim Status:	Closed	Subro:	Yes				
Class:	9101 / SCHOOL/CHURCH: ALL OTHER EMP	Fatal:	No				
Part of Body:	Multiple body parts						
Injury Description:	Employee was involved in MVA while driving to an						
Injury Classification:	Motor vehicle						
					Paid to Date	Outstanding Reserves	Total Incurred
				Indemnity	\$0	\$0	\$0
				Medical	\$425	\$0	\$0
				Other	\$103	\$0	\$103
				Recovery Amt	-\$425		-\$425
				Net Total	\$103	\$0	\$103
Policy Number:	0001121115	Accident Date:	03/21/2013	Emp. Name:	COVERED		
Effective Date:	09/01/2012 to 09/01/2013	Reported Date:	03/27/2013				
Claim Number:	2012 / 99R0000733871	Closed Date:	04/10/2013				
Claim Status:	Closed	Subro:	No				
Class:	8868 / SCHOOL: PROFESSIONAL EMP & C	Fatal:	No				
Part of Body:	Multiple body parts						
Injury Description:	LT ANKLE CONTUSION/NECK CONTUSION: EE WAS WALKIN						
Injury Classification:	Struck or injured by						
					Paid to Date	Outstanding Reserves	Total Incurred
				Indemnity	\$0	\$0	\$0
				Medical	\$97	\$0	\$97
				Other	\$90	\$0	\$90
				Recovery Amt	\$0		\$0
				Net Total	\$187	\$0	\$187



HOUSTON COMMUNITY COLLEGE SYSTEM  
PO BOX 667517  
HOUSTON, TX 77266

Losses Evaluated as of: 05/31/2015

Report Printed on: 06/02/2015

Policy Number:	0001121115	Accident Date:	02/27/2013	Emp. Name:	COVERED		
Effective Date:	09/01/2012 to 09/01/2013	Reported Date:	03/07/2013				
Claim Number:	2012 / 99R0000731345	Closed Date:	05/19/2014				
Claim Status:	Closed	Subro:	No				
Class:	8868 / SCHOOL: PROFESSIONAL EMP & C	Fatal:	No				
Part of Body:	Multiple body parts						
Injury Description:	SHE WAS IN WOMEN'S BATHROOM AND SLIPPED IN THE B						
Injury Classification:	Fall, slip, or trip injury						
					Paid to Date	Outstanding Reserves	Total Incurred
				Indemnity	\$0	\$0	\$0
				Medical	\$8,871	\$0	\$8,871
				Other	\$1,250	\$0	\$1,250
				Recovery Amt	\$0		\$0
				Net Total	\$10,121	\$0	\$10,121
Policy Number:	0001121115	Accident Date:	02/13/2013	Emp. Name:	COVERED		
Effective Date:	09/01/2012 to 09/01/2013	Reported Date:	02/15/2013				
Claim Number:	2012 / 99R0000728913	Closed Date:	02/26/2013				
Claim Status:	Closed	Subro:	No				
Class:	8868 / SCHOOL: PROFESSIONAL EMP & C	Fatal:	No				
Part of Body:	Multiple body parts						
Injury Description:	ON MY WAY TO 1200 BAKER BUILDING I WALKED FROM T						
Injury Classification:	Fall, slip, or trip injury						
					Paid to Date	Outstanding Reserves	Total Incurred
				Indemnity	\$0	\$0	\$0
				Medical	\$2,071	\$0	\$2,071
				Other	\$90	\$0	\$90
				Recovery Amt	\$0		\$0
				Net Total	\$2,160	\$0	\$2,160
Policy Number:	0001121115	Accident Date:	02/09/2013	Emp. Name:	DENIED		
Effective Date:	09/01/2012 to 09/01/2013	Reported Date:	03/01/2013				
Claim Number:	2012 / 99R0000730545	Closed Date:	03/13/2013				
Claim Status:	Closed	Subro:	No				
Class:	8868 / SCHOOL: PROFESSIONAL EMP & C	Fatal:	No				
Part of Body:	Unclassified - insufficient info to prop						
Injury Description:	INJURY DETAILS NOT PROVIDED.						
Injury Classification:	Miscellaneous causes						
					Paid to Date	Outstanding Reserves	Total Incurred
				Indemnity	\$0	\$0	\$0
				Medical	\$0	\$0	\$0
				Other	\$0	\$0	\$0
				Recovery Amt	\$0		\$0
				Net Total	\$0	\$0	\$0



HOUSTON COMMUNITY COLLEGE SYSTEM  
PO BOX 667517  
HOUSTON, TX 77266

Losses Evaluated as of: 05/31/2015

Report Printed on: 06/02/2015

Policy Number:	0001121115	Accident Date:	02/04/2013	Emp. Name:	DENIED		
Effective Date:	09/01/2012 to 09/01/2013	Reported Date:	08/22/2013				
Claim Number:	2012 / 99R0000754784	Closed Date:	10/21/2013				
Claim Status:	Closed	Subro:	No				
Class:	8868 / SCHOOL: PROFESSIONAL EMP & C	Fatal:	No				
Part of Body:	Lower back area						
Injury Description:	LIFTING AND MOVING A BOX OF MAGAZINES FOR STUDEN						
Injury Classification:	Strain or injury by						
					Paid to Date	Outstanding Reserves	Total Incurred
				Indemnity	\$0	\$0	\$0
				Medical	\$0	\$0	\$0
				Other	\$41	\$0	\$41
				Recovery Amt	\$0		\$0
				Net Total	\$41	\$0	\$41
Policy Number:	0001121115	Accident Date:	01/28/2013	Emp. Name:	COVERED		
Effective Date:	09/01/2012 to 09/01/2013	Reported Date:	02/01/2013				
Claim Number:	2012 / 99R0000727143	Closed Date:	02/14/2013				
Claim Status:	Closed	Subro:	No				
Class:	8868 / SCHOOL: PROFESSIONAL EMP & C	Fatal:	No				
Part of Body:	Unclassified - insufficient info to prop						
Injury Description:	CONTACT/EXPOSURE TO HAZARDOUS CHEMICAL. THE PATI						
Injury Classification:	Miscellaneous causes						
					Paid to Date	Outstanding Reserves	Total Incurred
				Indemnity	\$0	\$0	\$0
				Medical	\$277	\$0	\$277
				Other	\$90	\$0	\$90
				Recovery Amt	\$0		\$0
				Net Total	\$367	\$0	\$367
Policy Number:	0001121115	Accident Date:	01/15/2013	Emp. Name:	COVERED		
Effective Date:	09/01/2012 to 09/01/2013	Reported Date:	01/28/2013				
Claim Number:	2012 / 99R0000726293	Closed Date:	04/05/2013				
Claim Status:	Closed	Subro:	No				
Class:	8868 / SCHOOL: PROFESSIONAL EMP & C	Fatal:	No				
Part of Body:	Skull						
Injury Description:	CONCUSSION: EE WSA WALKING FROM THE PARKING LOT						
Injury Classification:	Fall, slip, or trip injury						
					Paid to Date	Outstanding Reserves	Total Incurred
				Indemnity	\$0	\$0	\$0
				Medical	\$1,823	\$0	\$1,823
				Other	\$90	\$0	\$90
				Recovery Amt	\$0		\$0
				Net Total	\$1,913	\$0	\$1,913



HOUSTON COMMUNITY COLLEGE SYSTEM  
 PO BOX 667517  
 HOUSTON, TX 77266

Losses Evaluated as of: 05/31/2015

Report Printed on: 06/02/2015

Policy Number:	0001121115	Accident Date:	01/07/2013	Emp. Name:	COVERED		
Effective Date:	09/01/2012 to 09/01/2013	Reported Date:	01/08/2013				
Claim Number:	2012 / 99R0000723904	Closed Date:	01/23/2013				
Claim Status:	Closed	Subro:	No				
Class:	8810 / CLERICAL OFFICE EMPLOYEES NOC	Fatal:	No				
Part of Body:	Multiple body parts						
Injury Description:	EMPLOYEE WAS OPENING COMPUTER CNETER, WHEN HE WA						
Injury Classification:	Fall, slip, or trip injury						
					Paid to Date	Outstanding Reserves	Total Incurred
				Indemnity	\$0	\$0	\$0
				Medical	\$780	\$0	\$780
				Other	\$90	\$0	\$90
				Recovery Amt	\$0		\$0
				Net Total	\$870	\$0	\$870
Policy Number:	0001121115	Accident Date:	01/04/2013	Emp. Name:	COVERED		
Effective Date:	09/01/2012 to 09/01/2013	Reported Date:	02/26/2013				
Claim Number:	2012 / 99R0000730094	Closed Date:	03/13/2013				
Claim Status:	Closed	Subro:	No				
Class:	8810 / CLERICAL OFFICE EMPLOYEES NOC	Fatal:	No				
Part of Body:	Hand						
Injury Description:	STUDENT BECAME ANGRY AND ASSAULTED EMPLOYEE - SP						
Injury Classification:	Struck or injured by						
					Paid to Date	Outstanding Reserves	Total Incurred
				Indemnity	\$0	\$0	\$0
				Medical	\$111	\$0	\$111
				Other	\$90	\$0	\$90
				Recovery Amt	\$0		\$0
				Net Total	\$201	\$0	\$201
Policy Number:	0001121115	Accident Date:	01/03/2013	Emp. Name:	DENIED		
Effective Date:	09/01/2012 to 09/01/2013	Reported Date:	06/10/2013				
Claim Number:	2012 / 99R0000743945	Closed Date:	06/25/2013				
Claim Status:	Closed	Subro:	No				
Class:	9101 / SCHOOL/CHURCH: ALL OTHER EMP	Fatal:	No				
Part of Body:	Multiple body parts						
Injury Description:	STEP ONTO STREET LOWER LEVEL FROM PARKING LOT A						
Injury Classification:	Struck or injured by						
					Paid to Date	Outstanding Reserves	Total Incurred
				Indemnity	\$0	\$0	\$0
				Medical	\$61	\$0	\$61
				Other	\$61	\$0	\$61
				Recovery Amt	\$0		\$0
				Net Total	\$122	\$0	\$122

If you have questions about this report, contact us at (800) 859-5995, or contact your agent.  
 Your loss information is also available anytime at [texasmutual.com](http://texasmutual.com) and is updated daily.  
 For free tools to help prevent workplace accidents, visit the safety resource center at [texasmutual.com](http://texasmutual.com), or call (800)-859-5995.



HOUSTON COMMUNITY COLLEGE SYSTEM  
 PO BOX 667517  
 HOUSTON, TX 77266

Losses Evaluated as of: 05/31/2015

Report Printed on: 06/02/2015

Policy Number:	0001121115	Accident Date:	12/17/2012	Emp. Name:	COVERED		
Effective Date:	09/01/2012 to 09/01/2013	Reported Date:	12/18/2012				
Claim Number:	2012 / 99P0000722093	Closed Date:	01/14/2013				
Claim Status:	Closed	Subro:	No				
Class:	9101 / SCHOOL/CHURCH: ALL OTHER EMP	Fatal:	No				
Part of Body:	Knee						
Injury Description:	EMPLOYEE WAS PUTTING SOME BOXES DOWN AND SLIPPED						
Injury Classification:	Fall, slip, or trip injury						
					Paid to Date	Outstanding Reserves	Total Incurred
				Indemnity	\$0	\$0	\$0
				Medical	\$547	\$0	\$547
				Other	\$90	\$0	\$90
				Recovery Amt	\$0		\$0
				Net Total	\$637	\$0	\$637
Policy Number:	0001121115	Accident Date:	12/10/2012	Emp. Name:	COVERED		
Effective Date:	09/01/2012 to 09/01/2013	Reported Date:	12/11/2012				
Claim Number:	2012 / 99P0000721285	Closed Date:	12/24/2012				
Claim Status:	Closed	Subro:	No				
Class:	9101 / SCHOOL/CHURCH: ALL OTHER EMP	Fatal:	No				
Part of Body:	Unclassified - insufficient info to prop						
Injury Description:	HE WAS GOING TO THE PRINTER ON THE SIDE OF A TAB						
Injury Classification:	Fall, slip, or trip injury						
					Paid to Date	Outstanding Reserves	Total Incurred
				Indemnity	\$0	\$0	\$0
				Medical	\$0	\$0	\$0
				Other	\$0	\$0	\$0
				Recovery Amt	\$0		\$0
				Net Total	\$0	\$0	\$0
Policy Number:	0001121115	Accident Date:	12/07/2012	Emp. Name:	COVERED		
Effective Date:	09/01/2012 to 09/01/2013	Reported Date:	12/12/2012				
Claim Number:	2012 / 99P0000721323	Closed Date:	12/12/2012				
Claim Status:	Closed	Subro:	No				
Class:	8868 / SCHOOL: PROFESSIONAL EMP & C	Fatal:	No				
Part of Body:	Multiple body parts						
Injury Description:	SYNCOPE/COLLAPSE. PER MEDNAR, PATIENT STATES;"I						
Injury Classification:	Fall, slip, or trip injury						
					Paid to Date	Outstanding Reserves	Total Incurred
				Indemnity	\$0	\$0	\$0
				Medical	\$329	\$0	\$329
				Other	\$90	\$0	\$90
				Recovery Amt	\$0		\$0
				Net Total	\$419	\$0	\$419

If you have questions about this report, contact us at (800) 859-5995, or contact your agent.

Your loss information is also available anytime at [texasmutual.com](http://texasmutual.com) and is updated daily.

For free tools to help prevent workplace accidents, visit the safety resource center at [texasmutual.com](http://texasmutual.com), or call (800)-859-5995.



HOUSTON COMMUNITY COLLEGE SYSTEM  
PO BOX 667517  
HOUSTON, TX 77266

Losses Evaluated as of: 05/31/2015

Report Printed on: 06/02/2015

Policy Number:	0001121115	Accident Date:	11/20/2012	Emp. Name:	-	COVERED
Effective Date:	09/01/2012 to 09/01/2013	Reported Date:	01/16/2013			
Claim Number:	2012 / 99P0000724896	Closed Date:	10/07/2013			
Claim Status:	Closed	Subro:	No			
Class:	9101 / SCHOOL/CHURCH: ALL OTHER EMP	Fatal:	No			
Part of Body:	Ankle					
Injury Description:	GETTING INTO THE TRUCK CAB, WHEN I LIFTED MY LEF					
Injury Classification:	Strain or injury by					
					Paid to Date	Outstanding Reserves
						Total Incurred
				Indemnity	\$0	\$0
				Medical	\$9,460	\$0
				Other	\$337	\$0
				Recovery Amt	\$0	\$0
				Net Total	\$9,796	\$0
						\$9,796
Policy Number:	0001121115	Accident Date:	11/16/2012	Emp. Name:	-	COVERED
Effective Date:	09/01/2012 to 09/01/2013	Reported Date:	11/26/2012			
Claim Number:	2012 / 99P0000719222	Closed Date:	11/26/2012			
Claim Status:	Closed	Subro:	No			
Class:	8810 / CLERICAL OFFICE EMPLOYEES NOC	Fatal:	No			
Part of Body:	Multiple body parts					
Injury Description:	EMPLOYEE WAS REACHING UP TO GRAB A MOP WITH A ME					
Injury Classification:	Struck or injured by					
					Paid to Date	Outstanding Reserves
						Total Incurred
				Indemnity	\$0	\$0
				Medical	\$1,239	\$0
				Other	\$234	\$0
				Recovery Amt	\$0	\$0
				Net Total	\$1,473	\$0
						\$1,473
Policy Number:	0001121115	Accident Date:	11/08/2012	Emp. Name:	-	COVERED
Effective Date:	09/01/2012 to 09/01/2013	Reported Date:	11/08/2012			
Claim Number:	2012 / 99P0000717510	Closed Date:	01/09/2013			
Claim Status:	Closed	Subro:	No			
Class:	8810 / CLERICAL OFFICE EMPLOYEES NOC	Fatal:	No			
Part of Body:	Multiple body parts					
Injury Description:	BACK, CHIN, RT ARM/HAND AND BOTH KNEES					
Injury Classification:	Fall, slip, or trip injury					
					Paid to Date	Outstanding Reserves
						Total Incurred
				Indemnity	\$1,719	\$0
				Medical	\$1,225	\$0
				Other	\$90	\$0
				Recovery Amt	\$0	\$0
				Net Total	\$3,034	\$0
						\$3,034



HOUSTON COMMUNITY COLLEGE SYSTEM  
 PO BOX 667517  
 HOUSTON, TX 77266

Losses Evaluated as of: 05/31/2015

Report Printed on: 06/02/2015

Policy Number:	0001121115	Accident Date:	11/06/2012	Emp. Name:	COVERED
Effective Date:	09/01/2012 to 09/01/2013	Reported Date:	11/08/2012		
Claim Number:	2012 / 99P0000717505	Closed Date:	12/19/2012		
Claim Status:	Closed	Subro:	No		
Class:	8810 / CLERICAL OFFICE EMPLOYEES NOC	Fatal:	No		
Part of Body:	Multiple body parts				
Injury Description:	SOMEONE BACK UP FROM THE RESTROOM AND KNOCKED ME				
Injury Classification:	Fall, slip, or trip injury				
				Paid to Date	Outstanding Reserves
				Indemnity	Total Incurred
				Medical	\$0
				Other	\$0
				Recovery Amt	\$0
				Net Total	\$1,263
Policy Number:	0001121115	Accident Date:	11/02/2012	Emp. Name:	COVERED
Effective Date:	09/01/2012 to 09/01/2013	Reported Date:	11/05/2012		
Claim Number:	2012 / 99P0000716979	Closed Date:	12/07/2012		
Claim Status:	Closed	Subro:	No		
Class:	9101 / SCHOOL/CHURCH: ALL OTHER EMP	Fatal:	No		
Part of Body:	Multiple body parts				
Injury Description:	SLIPPED AND FELL GOING UP STEPS DUE TO SLICK SID				
Injury Classification:	Fall, slip, or trip injury				
				Paid to Date	Outstanding Reserves
				Indemnity	Total Incurred
				Medical	\$0
				Other	\$0
				Recovery Amt	\$0
				Net Total	\$2,016
Policy Number:	0001121115	Accident Date:	11/01/2012	Emp. Name:	COVERED
Effective Date:	09/01/2012 to 09/01/2013	Reported Date:	11/02/2012		
Claim Number:	2012 / 99P0000716692	Closed Date:	03/25/2013		
Claim Status:	Closed	Subro:	No		
Class:	9101 / SCHOOL/CHURCH: ALL OTHER EMP	Fatal:	No		
Part of Body:	Lower back area				
Injury Description:	LOW BACK				
Injury Classification:	Strain or injury by				
				Paid to Date	Outstanding Reserves
				Indemnity	Total Incurred
				Medical	\$0
				Other	\$0
				Recovery Amt	\$0
				Net Total	\$8,318





HOUSTON COMMUNITY COLLEGE SYSTEM  
 PO BOX 667517  
 HOUSTON, TX 77266

Losses Evaluated as of: 05/31/2015

Report Printed on: 06/02/2015

Policy Number:	0001121115	Accident Date:	11/01/2012	Emp. Name:	COVERED
Effective Date:	09/01/2012 to 09/01/2013	Reported Date:	11/07/2012		
Claim Number:	2012 / 99P0000717217	Closed Date:	11/15/2012		
Claim Status:	Closed	Subro:	No		
Class:	8868 / SCHOOL: PROFESSIONAL EMP & C	Fatal:	No		
Part of Body:	Multiple body parts				
Injury Description:	CONTUSION OF KNEE. TRAPEZIUS/RHOMBOID STRAIN. TH				
Injury Classification:	Fall, slip, or trip injury				
Policy Number:	0001121115	Accident Date:	10/27/2012	Emp. Name:	COVERED
Effective Date:	09/01/2012 to 09/01/2013	Reported Date:	11/02/2012		
Claim Number:	2012 / 99P0000716756	Closed Date:	11/14/2012		
Claim Status:	Closed	Subro:	No		
Class:	8868 / SCHOOL: PROFESSIONAL EMP & C	Fatal:	No		
Part of Body:	Lower back area				
Injury Description:	LUMBAR STRAIN. PATIENT STATES:"I WAS AT WORK PIC				
Injury Classification:	Strain or injury by				
Policy Number:	0001121115	Accident Date:	10/19/2012	Emp. Name:	COVERED
Effective Date:	09/01/2012 to 09/01/2013	Reported Date:	10/23/2012		
Claim Number:	2012 / 99P0000715271	Closed Date:	10/26/2012		
Claim Status:	Closed	Subro:	No		
Class:	9101 / SCHOOL/CHURCH: ALL OTHER EMP	Fatal:	No		
Part of Body:	Multiple body parts				
Injury Description:	WRIST/BACK/KNEE/ARM				
Injury Classification:	Fall, slip, or trip injury				





HOUSTON COMMUNITY COLLEGE SYSTEM  
 PO BOX 667517  
 HOUSTON, TX 77266

Losses Evaluated as of: 05/31/2015

Report Printed on: 06/02/2015

Policy Number:	0001121115	Accident Date:	09/06/2012	Emp. Name:	COVERED		
Effective Date:	09/01/2012 to 09/01/2013	Reported Date:	09/13/2012				
Claim Number:	2012 / 99P0000709650	Closed Date:	11/13/2012				
Claim Status:	Closed	Subro:	No		Paid to Date	Outstanding Reserves	Total Incurred
Class:	8868 / SCHOOL: PROFESSIONAL EMP & C	Fatal:	No	Indemnity	\$0	\$0	\$0
				Medical	\$732	\$0	\$732
				Other	\$90	\$0	\$90
Part of Body:	Multiple trunk injuries			Recovery Amt	\$0		\$0
Injury Description:	LUMBAR STRAIN. THORACIC SPINE PAIN. PATIENT STAT			Net Total	\$822	\$0	\$822
Injury Classification:	Strain or injury by						
Policy Number:	0001121115	Accident Date:	09/04/2012	Emp. Name:	COVERED		
Effective Date:	09/01/2012 to 09/01/2013	Reported Date:	12/11/2012				
Claim Number:	2012 / 99P0000721281	Closed Date:	05/17/2013				
Claim Status:	Closed	Subro:	No		Paid to Date	Outstanding Reserves	Total Incurred
Class:	9101 / SCHOOL/CHURCH: ALL OTHER EMP	Fatal:	No	Indemnity	\$0	\$0	\$0
				Medical	\$4,526	\$0	\$4,526
				Other	\$274	\$0	\$274
Part of Body:	Knee			Recovery Amt	\$0		\$0
Injury Description:	EMPLOYEE WAS WALKING ON THE SIDEWALK, DISCUSSING			Net Total	\$4,799	\$0	\$4,799
Injury Classification:	Fall, slip, or trip injury						
Policy Number:	0001121115	Accident Date:	09/01/2012	Emp. Name:	DENIED		
Effective Date:	09/01/2012 to 09/01/2013	Reported Date:	06/24/2013				
Claim Number:	2012 / 99P0000745915	Closed Date:	07/09/2013				
Claim Status:	Closed	Subro:	No		Paid to Date	Outstanding Reserves	Total Incurred
Class:	8868 / SCHOOL: PROFESSIONAL EMP & C	Fatal:	No	Indemnity	\$0	\$0	\$0
				Medical	\$6	\$0	\$6
				Other	\$2	\$0	\$2
Part of Body:	Multiple body parts			Recovery Amt	\$0		\$0
Injury Description:	RIGHT SIDE OF HEAD, HER ARM, FINGERTIPS. EE WAS			Net Total	\$9	\$0	\$9
Injury Classification:	Fall, slip, or trip injury						







HOUSTON COMMUNITY COLLEGE SYSTEM  
 PO BOX 667517  
 HOUSTON, TX 77266

Losses Evaluated as of: 05/31/2015

Report Printed on: 06/02/2015

Policy Number:	0001121115	Accident Date:	07/23/2012	Emp. Name:	COVERED
Effective Date:	09/01/2011 to 09/01/2012	Reported Date:	07/24/2012		
Claim Number:	2011 / 99P0000702232	Closed Date:	08/08/2012		
Claim Status:	Closed	Subro:	No		
Class:	8810 / CLERICAL OFFICE EMPLOYEES NOC	Fatal:	No		
Part of Body:	Ankle				
Injury Description:	EMPLOYEE WAS LEAVING THE BUILDING AND FOOT CAME				
Injury Classification:	Fall, slip, or trip injury				
Policy Number:	0001121115	Accident Date:	07/18/2012	Emp. Name:	COVERED
Effective Date:	09/01/2011 to 09/01/2012	Reported Date:	07/25/2012		
Claim Number:	2011 / 99P0000702579	Closed Date:	07/26/2012		
Claim Status:	Closed	Subro:	No		
Class:	8868 / SCHOOL: PROFESSIONAL EMP & C	Fatal:	No		
Part of Body:	Hand				
Injury Description:	OPEN WOUND; LT HAND. PER DWC-73, PATIENT STATES;				
Injury Classification:	Cut, puncture, scrape, injured by				
Policy Number:	0001121115	Accident Date:	07/03/2012	Emp. Name:	COVERED
Effective Date:	09/01/2011 to 09/01/2012	Reported Date:	07/06/2012		
Claim Number:	2011 / 99P0000699780	Closed Date:	07/12/2012		
Claim Status:	Closed	Subro:	No		
Class:	8810 / CLERICAL OFFICE EMPLOYEES NOC	Fatal:	No		
Part of Body:	Soft tissue (head)				
Injury Description:	EE WAS IN MENS RESTROOM WHEN HE STRUCK HIS HEAD				
Injury Classification:	Striking against or stepping on				

If you have questions about this report, contact us at (800) 859-5995, or contact your agent.  
 Your loss information is also available anytime at [texasmutual.com](http://texasmutual.com) and is updated daily.  
 For free tools to help prevent workplace accidents, visit the safety resource center at [texasmutual.com](http://texasmutual.com), or call (800)-859-5995.



HOUSTON COMMUNITY COLLEGE SYSTEM  
PO BOX 667517  
HOUSTON, TX 77266

Losses Evaluated as of: 05/31/2015

Report Printed on: 06/02/2015

Policy Number:	0001121115	Accident Date:	06/28/2012	Emp. Name:	COVERED		
Effective Date:	09/01/2011 to 09/01/2012	Reported Date:	07/03/2012				
Claim Number:	2011 / 99P0000699407	Closed Date:	08/17/2012				
Claim Status:	Closed	Subro:	No				
Class:	8810 / CLERICAL OFFICE EMPLOYEES NOC	Fatal:	No				
Part of Body:	Multiple body parts						
Injury Description:	ABRATION TOE; CONTUSION SHOULDER/UPPER ARM; CONT						
Injury Classification:	Struck or injured by						
					Paid to Date	Outstanding Reserves	Total Incurred
				Indemnity	\$0	\$0	\$0
				Medical	\$197	\$0	\$197
				Other	\$90	\$0	\$90
				Recovery Amt	\$0		\$0
				Net Total	\$287	\$0	\$287
Policy Number:	0001121115	Accident Date:	06/28/2012	Emp. Name:	COVERED		
Effective Date:	09/01/2011 to 09/01/2012	Reported Date:	07/10/2012				
Claim Number:	2011 / 99P0000700141	Closed Date:	07/16/2012				
Claim Status:	Closed	Subro:	No				
Class:	8868 / SCHOOL: PROFESSIONAL EMP & C	Fatal:	No				
Part of Body:	Lower back area						
Injury Description:	CONTUSION OF BACK. LUMBAR SPRAIN. PATIENT STATES						
Injury Classification:	Fall, slip, or trip injury						
					Paid to Date	Outstanding Reserves	Total Incurred
				Indemnity	\$0	\$0	\$0
				Medical	\$1,456	\$0	\$1,456
				Other	\$90	\$0	\$90
				Recovery Amt	\$0		\$0
				Net Total	\$1,546	\$0	\$1,546
Policy Number:	0001121115	Accident Date:	06/27/2012	Emp. Name:	COVERED		
Effective Date:	09/01/2011 to 09/01/2012	Reported Date:	07/16/2012				
Claim Number:	2011 / 99P0000700945	Closed Date:	09/10/2012				
Claim Status:	Closed	Subro:	No				
Class:	9101 / SCHOOL/CHURCH: ALL OTHER EMP	Fatal:	No				
Part of Body:	Lumbar or sacral vertebrae						
Injury Description:	WHILE ASSISTING WITH DETAINING A STUDENT WHO WAS						
Injury Classification:	Strain or injury by						
					Paid to Date	Outstanding Reserves	Total Incurred
				Indemnity	\$0	\$0	\$0
				Medical	\$126	\$0	\$126
				Other	\$90	\$0	\$90
				Recovery Amt	\$0		\$0
				Net Total	\$216	\$0	\$216

If you have questions about this report, contact us at (800) 859-5995, or contact your agent.  
Your loss information is also available anytime at [texasmutual.com](http://texasmutual.com) and is updated daily.  
For free tools to help prevent workplace accidents, visit the safety resource center at [texasmutual.com](http://texasmutual.com), or call (800)-859-5995.



HOUSTON COMMUNITY COLLEGE SYSTEM  
 PO BOX 667517  
 HOUSTON, TX 77266

Losses Evaluated as of: 05/31/2015

Report Printed on: 06/02/2015

Policy Number:	0001121115	Accident Date:	06/22/2012	Emp. Name:	COVERED		
Effective Date:	09/01/2011 to 09/01/2012	Reported Date:	06/26/2012				
Claim Number:	2011 / 99P0000698339	Closed Date:	07/02/2012				
Claim Status:	Closed	Subro:	No				
Class:	8810 / CLERICAL OFFICE EMPLOYEES NOC	Fatal:	No				
Part of Body:	Foot						
Injury Description:	FOOT LACERATION. THE PATIENT STATED, 06/22/2012						
Injury Classification:	Striking against or stepping on						
					Paid to Date	Outstanding Reserves	Total Incurred
				Indemnity	\$0	\$0	\$0
				Medical	\$224	\$0	\$224
				Other	\$90	\$0	\$90
				Recovery Amt	\$0		\$0
				Net Total	\$314	\$0	\$314
Policy Number:	0001121115	Accident Date:	06/12/2012	Emp. Name:	COVERED		
Effective Date:	09/01/2011 to 09/01/2012	Reported Date:	06/25/2012				
Claim Number:	2011 / 99P0000698105	Closed Date:	06/25/2012				
Claim Status:	Closed	Subro:	No				
Class:	8868 / SCHOOL: PROFESSIONAL EMP & C	Fatal:	No				
Part of Body:	Multiple upper extremities						
Injury Description:	REACHING TO LIFT BOX OF BOOKS OFF MY DESK, MY RI						
Injury Classification:	Strain or injury by						
					Paid to Date	Outstanding Reserves	Total Incurred
				Indemnity	\$0	\$0	\$0
				Medical	\$2,571	\$0	\$2,571
				Other	\$90	\$0	\$90
				Recovery Amt	\$0		\$0
				Net Total	\$2,661	\$0	\$2,661
Policy Number:	0001121115	Accident Date:	06/05/2012	Emp. Name:	COVERED		
Effective Date:	09/01/2011 to 09/01/2012	Reported Date:	06/07/2012				
Claim Number:	2011 / 99P0000695550	Closed Date:	06/07/2012				
Claim Status:	Closed	Subro:	No				
Class:	8810 / CLERICAL OFFICE EMPLOYEES NOC	Fatal:	No				
Part of Body:	Unclassified - insufficient info to prop						
Injury Description:	I PICKED UP A COFFEE DECANTER TO POOR COFFEE INT						
Injury Classification:	Burn or scald - heat or cold exposures - contact wit						
					Paid to Date	Outstanding Reserves	Total Incurred
				Indemnity	\$0	\$0	\$0
				Medical	\$181	\$0	\$181
				Other	\$90	\$0	\$90
				Recovery Amt	\$0		\$0
				Net Total	\$271	\$0	\$271





HOUSTON COMMUNITY COLLEGE SYSTEM  
PO BOX 667517  
HOUSTON, TX 77266

Losses Evaluated as of: 05/31/2015

Report Printed on: 06/02/2015

Policy Number:	0001121115	Accident Date:	05/09/2012	Emp. Name:	COVERED		
Effective Date:	09/01/2011 to 09/01/2012	Reported Date:	05/24/2012				
Claim Number:	2011 / 99P0000693854	Closed Date:	05/24/2012				
Claim Status:	Closed	Subro:	No				
Class:	8810 / CLERICAL OFFICE EMPLOYEES NOC	Fatal:	No				
Part of Body:	Hand						
Injury Description:	I WAS TRYING TO OPEN THE ELEVATOR DOOR BY PUTTIN						
Injury Classification:	Caught in, under, or between						
					Paid to Date	Outstanding Reserves	Total Incurred
				Indemnity	\$0	\$0	\$0
				Medical	\$558	\$0	\$558
				Other	\$90	\$0	\$90
				Recovery Amt	\$0		\$0
				Net Total	\$648	\$0	\$648
Policy Number:	0001121115	Accident Date:	05/02/2012	Emp. Name:	COVERED		
Effective Date:	09/01/2011 to 09/01/2012	Reported Date:	05/03/2012				
Claim Number:	2011 / 99P0000690984	Closed Date:	01/02/2013				
Claim Status:	Closed	Subro:	No				
Class:	9101 / SCHOOL/CHURCH: ALL OTHER EMP	Fatal:	No				
Part of Body:	Knee						
Injury Description:	WHILE ATTEMPTING TOLOCATE THE VICTIM AND SUSPECT						
Injury Classification:	Fall, slip, or trip injury						
					Paid to Date	Outstanding Reserves	Total Incurred
				Indemnity	\$1,653	\$0	\$1,653
				Medical	\$8,582	\$0	\$8,582
				Other	\$543	\$0	\$543
				Recovery Amt	\$0		\$0
				Net Total	\$10,778	\$0	\$10,778
Policy Number:	0001121115	Accident Date:	04/19/2012	Emp. Name:	COVERED		
Effective Date:	09/01/2011 to 09/01/2012	Reported Date:	04/19/2012				
Claim Number:	2011 / 99P0000689120	Closed Date:	04/26/2012				
Claim Status:	Closed	Subro:	No				
Class:	8868 / SCHOOL: PROFESSIONAL EMP & C	Fatal:	No				
Part of Body:	Multiple body parts						
Injury Description:	HAD WENT TO THE COPIER MACHINE AFTER AN MEETING						
Injury Classification:	Fall, slip, or trip injury						
					Paid to Date	Outstanding Reserves	Total Incurred
				Indemnity	\$0	\$0	\$0
				Medical	\$615	\$0	\$615
				Other	\$93	\$0	\$93
				Recovery Amt	\$0		\$0
				Net Total	\$708	\$0	\$708



HOUSTON COMMUNITY COLLEGE SYSTEM  
 PO BOX 667517  
 HOUSTON, TX 77266

Losses Evaluated as of: 05/31/2015

Report Printed on: 06/02/2015

Policy Number:	0001121115	Accident Date:	03/28/2012	Emp. Name:	COVERED		
Effective Date:	09/01/2011 to 09/01/2012	Reported Date:	05/11/2012				
Claim Number:	2011 / 99P0000692082	Closed Date:	05/16/2012				
Claim Status:	Closed	Subro:	No				
Class:	9101 / SCHOOL/CHURCH: ALL OTHER EMP	Fatal:	No				
Part of Body:	Hip						
Injury Description:	HE WAS RUNNING THE TIME "100 YARD AGILITY TEST"						
Injury Classification:	Strain or injury by						
					Paid to Date	Outstanding Reserves	Total Incurred
				Indemnity	\$0	\$0	\$0
				Medical	\$497	\$0	\$497
				Other	\$90	\$0	\$90
				Recovery Amt	\$0		\$0
				Net Total	\$587	\$0	\$587
Policy Number:	0001121115	Accident Date:	03/09/2012	Emp. Name:	COVERED		
Effective Date:	09/01/2011 to 09/01/2012	Reported Date:	04/23/2012				
Claim Number:	2011 / 99P0000689340	Closed Date:	05/30/2012				
Claim Status:	Closed	Subro:	No				
Class:	8810 / CLERICAL OFFICE EMPLOYEES NOC	Fatal:	No				
Part of Body:	Knee						
Injury Description:	I WAS WORKING AT MY DESK AND IN THE PROCESS OF M						
Injury Classification:	Striking against or stepping on						
					Paid to Date	Outstanding Reserves	Total Incurred
				Indemnity	\$0	\$0	\$0
				Medical	\$1,215	\$0	\$1,215
				Other	\$204	\$0	\$204
				Recovery Amt	\$0		\$0
				Net Total	\$1,419	\$0	\$1,419
Policy Number:	0001121115	Accident Date:	02/27/2012	Emp. Name:	COVERED		
Effective Date:	09/01/2011 to 09/01/2012	Reported Date:	03/08/2012				
Claim Number:	2011 / 99P0000683627	Closed Date:	03/20/2012				
Claim Status:	Closed	Subro:	No				
Class:	8810 / CLERICAL OFFICE EMPLOYEES NOC	Fatal:	No				
Part of Body:	Foot						
Injury Description:	I WAS PACKING A TABLE AND THE TABLE FELL ON MY F						
Injury Classification:	Struck or injured by						
					Paid to Date	Outstanding Reserves	Total Incurred
				Indemnity	\$0	\$0	\$0
				Medical	\$328	\$0	\$328
				Other	\$90	\$0	\$90
				Recovery Amt	\$0		\$0
				Net Total	\$418	\$0	\$418



HOUSTON COMMUNITY COLLEGE SYSTEM  
 PO BOX 667517  
 HOUSTON, TX 77266

Losses Evaluated as of: 05/31/2015

Report Printed on: 06/02/2015

Policy Number:	0001121115	Accident Date:	02/15/2012	Emp. Name:	-	COVERED		
Effective Date:	09/01/2011 to 09/01/2012	Reported Date:	02/22/2012					
Claim Number:	2011 / 99P0000681841	Closed Date:	05/03/2013					
Claim Status:	Closed	Subro:	No					
Class:	8868 / SCHOOL: PROFESSIONAL EMP & C	Fatal:	No					
Part of Body:	Lower leg							
Injury Description:	MS. PETRILLO WAS LOOKING AT HER PHONE WHEN HER F							
Injury Classification:	Fall, slip, or trip injury							
					Paid to Date	Outstanding Reserves	Total Incurred	
				Indemnity	\$5,377	\$0	\$5,377	
				Medical	\$9,554	\$0	\$9,554	
				Other	\$175	\$0	\$175	
				Recovery Amt	\$0		\$0	
				Net Total	\$15,106	\$0	\$15,106	
Policy Number:	0001121115	Accident Date:	02/10/2012	Emp. Name:		COVERED		
Effective Date:	09/01/2011 to 09/01/2012	Reported Date:	02/13/2012					
Claim Number:	2011 / 99P0000680613	Closed Date:	02/16/2012					
Claim Status:	Closed	Subro:	No					
Class:	8810 / CLERICAL OFFICE EMPLOYEES NOC	Fatal:	No					
Part of Body:	Multiple body parts							
Injury Description:	FELL IN THE RAIN AS I STEPPED ON THE RAMP IN FRO							
Injury Classification:	Fall, slip, or trip injury							
					Paid to Date	Outstanding Reserves	Total Incurred	
				Indemnity	\$0	\$0	\$0	
				Medical	\$0	\$0	\$0	
				Other	\$0	\$0	\$0	
				Recovery Amt	\$0		\$0	
				Net Total	\$0	\$0	\$0	

If you have questions about this report, contact us at (800) 859-5995, or contact your agent.  
 Your loss information is also available anytime at [texasmutual.com](http://texasmutual.com) and is updated daily.  
 For free tools to help prevent workplace accidents, visit the safety resource center at [texasmutual.com](http://texasmutual.com), or call (800)-859-5995.



HOUSTON COMMUNITY COLLEGE SYSTEM  
 PO BOX 667517  
 HOUSTON, TX 77266

Losses Evaluated as of: 05/31/2015

Report Printed on: 06/02/2015

Policy Number:	0001121115	Accident Date:	02/08/2012	Emp. Name:	COVERED		
Effective Date:	09/01/2011 to 09/01/2012	Reported Date:	02/14/2012				
Claim Number:	2011 / 99P0000680629	Closed Date:	02/14/2012				
Claim Status:	Closed	Subro:	No				
Class:	8868 / SCHOOL: PROFESSIONAL EMP & C	Fatal:	No				
Part of Body:	Multiple body parts						
Injury Description:	TRIPPED ON OUTSIDE STEPS GOING INTO FELIX MORALE						
Injury Classification:	Fall, slip, or trip injury						
					Paid to Date	Outstanding Reserves	Total Incurred
				Indemnity	\$0	\$0	\$0
				Medical	\$746	\$0	\$746
				Other	\$90	\$0	\$90
				Recovery Amt	\$0		\$0
				Net Total	\$836	\$0	\$836
Policy Number:	0001121115	Accident Date:	01/26/2012	Emp. Name:	DENIED		
Effective Date:	09/01/2011 to 09/01/2012	Reported Date:	02/08/2012				
Claim Number:	2011 / 99P0000680032	Closed Date:	09/11/2012				
Claim Status:	Closed	Subro:	No				
Class:	8868 / SCHOOL: PROFESSIONAL EMP & C	Fatal:	No				
Part of Body:	No physical injury						
Injury Description:	MENTAL ILLNESS. MENTAL INJURY. VERBAL ASSAULT, T						
Injury Classification:	Miscellaneous causes						
					Paid to Date	Outstanding Reserves	Total Incurred
				Indemnity	\$0	\$0	\$0
				Medical	\$276	\$0	\$276
				Other	\$65	\$0	\$65
				Recovery Amt	\$0		\$0
				Net Total	\$341	\$0	\$341
Policy Number:	0001121115	Accident Date:	01/23/2012	Emp. Name:	COVERED		
Effective Date:	09/01/2011 to 09/01/2012	Reported Date:	01/26/2012				
Claim Number:	2011 / 99P0000678339	Closed Date:	07/16/2012				
Claim Status:	Closed	Subro:	No				
Class:	8810 / CLERICAL OFFICE EMPLOYEES NOC	Fatal:	No				
Part of Body:	Multiple body parts						
Injury Description:	MS. CURVEY WAS WALKING BACK TO HER OFFICE. ACCI						
Injury Classification:	Fall, slip, or trip injury						
					Paid to Date	Outstanding Reserves	Total Incurred
				Indemnity	\$0	\$0	\$0
				Medical	\$7,880	\$0	\$7,880
				Other	\$410	\$0	\$410
				Recovery Amt	\$0		\$0
				Net Total	\$8,290	\$0	\$8,290



HOUSTON COMMUNITY COLLEGE SYSTEM  
 PO BOX 667517  
 HOUSTON, TX 77266

Losses Evaluated as of: 05/31/2015

Report Printed on: 06/02/2015

Policy Number:	0001121115	Accident Date:	01/19/2012	Emp. Name:	COVERED		
Effective Date:	09/01/2011 to 09/01/2012	Reported Date:	01/26/2012				
Claim Number:	2011 / 99P0000678341	Closed Date:	03/01/2012				
Claim Status:	Closed	Subro:	No				
Class:	8868 / SCHOOL: PROFESSIONAL EMP & C	Fatal:	No				
Part of Body:	Ankle						
Injury Description:	TRIPPED ON LAST STEP OF STAIRWELL. (BOTTOM STAI						
Injury Classification:	Fall, slip, or trip injury						
					Paid to Date	Outstanding Reserves	Total Incurred
				Indemnity	\$0	\$0	\$0
				Medical	\$2,861	\$0	\$2,861
				Other	\$90	\$0	\$90
				Recovery Amt	\$0		\$0
				Net Total	\$2,951	\$0	\$2,951
Policy Number:	0001121115	Accident Date:	01/13/2012	Emp. Name:	COVERED		
Effective Date:	09/01/2011 to 09/01/2012	Reported Date:	01/19/2012				
Claim Number:	2011 / 99P0000677505	Closed Date:	03/22/2013				
Claim Status:	Closed	Subro:	No				
Class:	8868 / SCHOOL: PROFESSIONAL EMP & C	Fatal:	No				
Part of Body:	Multiple body parts						
Injury Description:	EMPLOYEE WAS WALKING FROM HER CAR IN THE PARKING						
Injury Classification:	Fall, slip, or trip injury						
					Paid to Date	Outstanding Reserves	Total Incurred
				Indemnity	\$17,618	\$0	\$17,618
				Medical	\$8,624	\$0	\$8,624
				Other	\$671	\$0	\$671
				Recovery Amt	\$0		\$0
				Net Total	\$26,913	\$0	\$26,913
Policy Number:	0001121115	Accident Date:	01/12/2012	Emp. Name:	COVERED		
Effective Date:	09/01/2011 to 09/01/2012	Reported Date:	01/19/2012				
Claim Number:	2011 / 99P0000677588	Closed Date:	12/03/2012				
Claim Status:	Closed	Subro:	No				
Class:	8810 / CLERICAL OFFICE EMPLOYEES NOC	Fatal:	No				
Part of Body:	Shoulder(s)						
Injury Description:	I WAS WALKING ONE SECOND AND THE NEXT SECOND I W						
Injury Classification:	Fall, slip, or trip injury						
					Paid to Date	Outstanding Reserves	Total Incurred
				Indemnity	\$2,018	\$0	\$2,018
				Medical	\$29,724	\$0	\$29,724
				Other	\$1,723	\$0	\$1,723
				Recovery Amt	\$0		\$0
				Net Total	\$33,464	\$0	\$33,464

If you have questions about this report, contact us at (800) 859-5995, or contact your agent.  
 Your loss information is also available anytime at [texasmutual.com](http://texasmutual.com) and is updated daily.  
 For free tools to help prevent workplace accidents, visit the safety resource center at [texasmutual.com](http://texasmutual.com), or call (800)-859-5995.



HOUSTON COMMUNITY COLLEGE SYSTEM  
PO BOX 667517  
HOUSTON, TX 77266

Losses Evaluated as of: 05/31/2015

Report Printed on: 06/02/2015

Policy Number:	0001121115	Accident Date:	01/09/2012	Emp. Name:	-	COVERED		
Effective Date:	09/01/2011 to 09/01/2012	Reported Date:	01/12/2012					
Claim Number:	2011 / 99P0000676751	Closed Date:	04/10/2012					
Claim Status:	Closed	Subro:	No					
Class:	8810 / CLERICAL OFFICE EMPLOYEES NOC	Fatal:	No					
Part of Body:	Multiple body parts							
Injury Description:	STRAIN/PAIN; BACK. CONTUSION; RT KNEE. PER DWC-7							
Injury Classification:	Fall, slip, or trip injury							
						Paid to Date	Outstanding Reserves	Total Incurred
				Indemnity		\$0	\$0	\$0
				Medical		\$3,422	\$0	\$3,422
				Other		\$90	\$0	\$90
				Recovery Amt		\$0		\$0
				Net Total		\$3,512	\$0	\$3,512
Policy Number:	0001121115	Accident Date:	12/03/2011	Emp. Name:	-	COVERED		
Effective Date:	09/01/2011 to 09/01/2012	Reported Date:	12/09/2011					
Claim Number:	2011 / 99M0000673466	Closed Date:	01/26/2012					
Claim Status:	Closed	Subro:	No					
Class:	8868 / SCHOOL: PROFESSIONAL EMP & C	Fatal:	No					
Part of Body:	Multiple body parts							
Injury Description:	WHILE PICKING UP DAMAGED BAGGAGE AT ORLANDO INTE							
Injury Classification:	Strain or injury by							
						Paid to Date	Outstanding Reserves	Total Incurred
				Indemnity		\$0	\$0	\$0
				Medical		\$2,389	\$0	\$2,389
				Other		\$199	\$0	\$199
				Recovery Amt		\$0		\$0
				Net Total		\$2,588	\$0	\$2,588
Policy Number:	0001121115	Accident Date:	11/30/2011	Emp. Name:	-	COVERED		
Effective Date:	09/01/2011 to 09/01/2012	Reported Date:	12/12/2011					
Claim Number:	2011 / 99M0000673589	Closed Date:	04/30/2012					
Claim Status:	Closed	Subro:	No					
Class:	9101 / SCHOOL/CHURCH: ALL OTHER EMP	Fatal:	No					
Part of Body:	Multiple body parts							
Injury Description:	92410 CONTUSION OF LOWER LEG; 92320 CONTUSION OF							
Injury Classification:	Caught in, under, or between							
						Paid to Date	Outstanding Reserves	Total Incurred
				Indemnity		\$7,259	\$0	\$7,259
				Medical		\$2,221	\$0	\$2,221
				Other		\$120	\$0	\$120
				Recovery Amt		\$0		\$0
				Net Total		\$9,599	\$0	\$9,599



HOUSTON COMMUNITY COLLEGE SYSTEM  
 PO BOX 667517  
 HOUSTON, TX 77266

Losses Evaluated as of: 05/31/2015

Report Printed on: 06/02/2015

Policy Number:	0001121115	Accident Date:	11/29/2011	Emp. Name:	DENIED		
Effective Date:	09/01/2011 to 09/01/2012	Reported Date:	12/16/2011				
Claim Number:	2011 / 99M0000674323	Closed Date:	12/28/2011				
Claim Status:	Closed	Subro:	No				
Class:	8868 / SCHOOL: PROFESSIONAL EMP & C	Fatal:	No				
Part of Body:	Brain						
Injury Description:	CONCUSSION; DIZZINESS; "SUFFERED HEAD TRAUMA HIT						
Injury Classification:	Striking against or stepping on						
					Paid to Date	Outstanding Reserves	Total Incurred
				Indemnity	\$0	\$0	\$0
				Medical	\$0	\$0	\$0
				Other	\$3	\$0	\$3
				Recovery Amt	\$0		\$0
				Net Total	\$3	\$0	\$3
Policy Number:	0001121115	Accident Date:	11/15/2011	Emp. Name:	COVERED		
Effective Date:	09/01/2011 to 09/01/2012	Reported Date:	11/18/2011				
Claim Number:	2011 / 99M0000671477	Closed Date:	02/07/2012				
Claim Status:	Closed	Subro:	No				
Class:	9101 / SCHOOL/CHURCH: ALL OTHER EMP	Fatal:	No				
Part of Body:	Multiple body parts						
Injury Description:	DURING TRAINING A DOOR (METAL) WAS PUSHED SHUT A						
Injury Classification:	Caught in, under, or between						
					Paid to Date	Outstanding Reserves	Total Incurred
				Indemnity	\$11,905	\$0	\$11,905
				Medical	\$2,260	\$0	\$2,260
				Other	\$204	\$0	\$204
				Recovery Amt	\$0		\$0
				Net Total	\$14,369	\$0	\$14,369
Policy Number:	0001121115	Accident Date:	11/14/2011	Emp. Name:	COVERED		
Effective Date:	09/01/2011 to 09/01/2012	Reported Date:	11/22/2011				
Claim Number:	2011 / 99M0000671822	Closed Date:	12/02/2011				
Claim Status:	Closed	Subro:	No				
Class:	8868 / SCHOOL: PROFESSIONAL EMP & C	Fatal:	No				
Part of Body:	Finger(s)						
Injury Description:	8830 OPEN WOUND OF FINGER; "I WAS TAKING A BRAKE						
Injury Classification:	Cut, puncture, scrape, injured by						
					Paid to Date	Outstanding Reserves	Total Incurred
				Indemnity	\$0	\$0	\$0
				Medical	\$469	\$0	\$469
				Other	\$90	\$0	\$90
				Recovery Amt	\$0		\$0
				Net Total	\$559	\$0	\$559

If you have questions about this report, contact us at (800) 859-5995, or contact your agent.  
 Your loss information is also available anytime at [texasmutual.com](http://texasmutual.com) and is updated daily.  
 For free tools to help prevent workplace accidents, visit the safety resource center at [texasmutual.com](http://texasmutual.com), or call (800)-859-5995.



HOUSTON COMMUNITY COLLEGE SYSTEM  
 PO BOX 667517  
 HOUSTON, TX 77266

Losses Evaluated as of: 05/31/2015

Report Printed on: 06/02/2015

Policy Number:	0001121115	Accident Date:	10/31/2011	Emp. Name:	COVERED
Effective Date:	09/01/2011 to 09/01/2012	Reported Date:	11/03/2011		
Claim Number:	2011 / 99M0000669589	Closed Date:	11/04/2011		
Claim Status:	Closed	Subro:	No		
Class:	8810 / CLERICAL OFFICE EMPLOYEES NOC	Fatal:	No		
Part of Body:	Hip				
Injury Description:	92401 CONTUSION OF HIP; PATIENT STATES; "WHILE I				
Injury Classification:	Fall, slip, or trip injury				
Policy Number:	0001121115	Accident Date:	10/24/2011	Emp. Name:	COVERED
Effective Date:	09/01/2011 to 09/01/2012	Reported Date:	10/28/2011		
Claim Number:	2011 / 99M0000668854	Closed Date:	12/19/2011		
Claim Status:	Closed	Subro:	No		
Class:	8810 / CLERICAL OFFICE EMPLOYEES NOC	Fatal:	No		
Part of Body:	Foot				
Injury Description:	CONTUSION OF FOOT. PATIENT STATES:"A REPAIR PERS				
Injury Classification:	Struck or injured by				
Policy Number:	0001121115	Accident Date:	10/19/2011	Emp. Name:	COVERED
Effective Date:	09/01/2011 to 09/01/2012	Reported Date:	10/20/2011		
Claim Number:	2011 / 99M0000667800	Closed Date:	10/20/2011		
Claim Status:	Closed	Subro:	No		
Class:	8810 / CLERICAL OFFICE EMPLOYEES NOC	Fatal:	No		
Part of Body:	Skull				
Injury Description:	I DROPPED PAPERS DURING MY OFFICE HOURS. MY IMM				
Injury Classification:	Striking against or stepping on				

If you have questions about this report, contact us at (800) 859-5995, or contact your agent.  
 Your loss information is also available anytime at [texasmutual.com](http://texasmutual.com) and is updated daily.  
 For free tools to help prevent workplace accidents, visit the safety resource center at [texasmutual.com](http://texasmutual.com), or call (800)-859-5995.





HOUSTON COMMUNITY COLLEGE SYSTEM  
 PO BOX 667517  
 HOUSTON, TX 77266

Losses Evaluated as of: 05/31/2015

Report Printed on: 06/02/2015

Policy Number:	0001121115	Accident Date:	10/18/2011	Emp. Name:	COVERED		
Effective Date:	09/01/2011 to 09/01/2012	Reported Date:	10/21/2011		Paid to Date	Outstanding Reserves	Total Incurred
Claim Number:	2011 / 99M0000667930	Closed Date:	04/30/2012				
Claim Status:	Closed	Subro:	No	Indemnity			
Class:	8810 / CLERICAL OFFICE EMPLOYEES NOC	Fatal:	No	Medical	\$0	\$0	\$0
Part of Body:	Multiple body parts			Other	\$2,484	\$0	\$2,484
Injury Description:	WALKING INTO THE DOOR, THAT IS LOCATED ON THE SI			Recovery Amt	\$280	\$0	\$280
Injury Classification:	Fall, slip, or trip injury			Net Total	\$0	\$0	\$0
					\$2,484	\$0	\$2,484
Policy Number:	0001121115	Accident Date:	10/03/2011	Emp. Name:	COVERED		
Effective Date:	09/01/2011 to 09/01/2012	Reported Date:	10/04/2011		Paid to Date	Outstanding Reserves	Total Incurred
Claim Number:	2011 / 99M0000665774	Closed Date:	10/05/2011				
Claim Status:	Closed	Subro:	No	Indemnity			
Class:	8810 / CLERICAL OFFICE EMPLOYEES NOC	Fatal:	No	Medical	\$0	\$0	\$0
Part of Body:	Foot			Other	\$351	\$0	\$351
Injury Description:	A TACK WENT INTO HER SHOE AND STUCK HER IN HER F			Recovery Amt	\$90	\$0	\$90
Injury Classification:	Striking against or stepping on			Net Total	\$0	\$0	\$0
					\$441	\$0	\$441
Policy Number:	0001121115	Accident Date:	09/22/2011	Emp. Name:	COVERED		
Effective Date:	09/01/2011 to 09/01/2012	Reported Date:	10/04/2011		Paid to Date	Outstanding Reserves	Total Incurred
Claim Number:	2011 / 99M0000665770	Closed Date:	11/11/2011				
Claim Status:	Closed	Subro:	No	Indemnity			
Class:	8868 / SCHOOL: PROFESSIONAL EMP & C	Fatal:	No	Medical	\$0	\$0	\$0
Part of Body:	Multiple body parts			Other	\$211	\$0	\$211
Injury Description:	INHALE FUMES FROM CABINETS AND PAINT FROM NEW BU			Recovery Amt	\$90	\$0	\$90
Injury Classification:	Miscellaneous causes			Net Total	\$0	\$0	\$0
					\$301	\$0	\$301



HOUSTON COMMUNITY COLLEGE SYSTEM  
 PO BOX 667517  
 HOUSTON, TX 77266

Losses Evaluated as of: 05/31/2015

Report Printed on: 06/02/2015

Policy Number:	0001121115	Accident Date:	09/21/2011	Emp. Name:	-	COVERED
Effective Date:	09/01/2011 to 09/01/2012	Reported Date:	09/22/2011			
Claim Number:	2011 / 99M0000664264	Closed Date:	09/23/2011			
Claim Status:	Closed	Subro:	No			
Class:	8868 / SCHOOL: PROFESSIONAL EMP & C	Fatal:	No			
Part of Body:	Hand					
Injury Description:	I WAS ENTERING THE FINE ARTS CENTER AFTER MY CLA					
Injury Classification:	Caught in, under, or between					
					Paid to Date	Outstanding Reserves
						Total Incurred
				Indemnity	\$0	\$0
				Medical	\$484	\$0
				Other	\$90	\$0
				Recovery Amt	\$0	\$0
				Net Total	\$573	\$0
Policy Number:	0001121115	Accident Date:	09/20/2011	Emp. Name:	-	COVERED
Effective Date:	09/01/2011 to 09/01/2012	Reported Date:	09/20/2011			
Claim Number:	2011 / 99M0000663869	Closed Date:	09/21/2011			
Claim Status:	Closed	Subro:	No			
Class:	8810 / CLERICAL OFFICE EMPLOYEES NOC	Fatal:	No			
Part of Body:	Eye(s)					
Injury Description:	SHE WAS INSERTING EVENT INFORMTION INTO SLOT AND					
Injury Classification:	Striking against or stepping on					
					Paid to Date	Outstanding Reserves
						Total Incurred
				Indemnity	\$0	\$0
				Medical	\$656	\$0
				Other	\$92	\$0
				Recovery Amt	\$0	\$0
				Net Total	\$749	\$0
Policy Number:	0001121115	Accident Date:	09/16/2011	Emp. Name:	-	COVERED
Effective Date:	09/01/2011 to 09/01/2012	Reported Date:	09/27/2011			
Claim Number:	2011 / 99M0000664784	Closed Date:	10/12/2011			
Claim Status:	Closed	Subro:	No			
Class:	8868 / SCHOOL: PROFESSIONAL EMP & C	Fatal:	No			
Part of Body:	Multiple body parts					
Injury Description:	JUST MOVED INTO A NEW WORK LOCATION THAT ARE REL					
Injury Classification:	Miscellaneous causes					
					Paid to Date	Outstanding Reserves
						Total Incurred
				Indemnity	\$0	\$0
				Medical	\$266	\$0
				Other	\$90	\$0
				Recovery Amt	\$0	\$0
				Net Total	\$356	\$0

If you have questions about this report, contact us at (800) 859-5995, or contact your agent.  
 Your loss information is also available anytime at [texasmutual.com](http://texasmutual.com) and is updated daily.  
 For free tools to help prevent workplace accidents, visit the safety resource center at [texasmutual.com](http://texasmutual.com), or call (800)-859-5995.



HOUSTON COMMUNITY COLLEGE SYSTEM  
 PO BOX 667517  
 HOUSTON, TX 77266

Losses Evaluated as of: 05/31/2015

Report Printed on: 06/02/2015

Policy Number:	0001121115	Accident Date:	09/14/2011	Emp. Name:		COVERED		
Effective Date:	09/01/2011 to 09/01/2012	Reported Date:	10/04/2011					
Claim Number:	2011 / 99M0000665769	Closed Date:	10/31/2011					
Claim Status:	Closed	Subro:	No					
Class:	8868 / SCHOOL: PROFESSIONAL EMP & C	Fatal:	No					
Part of Body:	Multiple body parts							
Injury Description:	FALL - STRUCK AGAINST LONG, LARGE OBJECT. UNSAF							
Injury Classification:	Fall, slip, or trip injury							
Policy Number:	0001121115	Accident Date:	09/09/2011	Emp. Name:		COVERED		
Effective Date:	09/01/2011 to 09/01/2012	Reported Date:	09/15/2011					
Claim Number:	2011 / 99M0000663358	Closed Date:	01/06/2012					
Claim Status:	Closed	Subro:	No					
Class:	8868 / SCHOOL: PROFESSIONAL EMP & C	Fatal:	No					
Part of Body:	Multiple lower appendages							
Injury Description:	CONTUSION. LT & RT KNEES. PATIENT STATES: " ON 0							
Injury Classification:	Caught in, under, or between							
Policy Number:	0001121115	Accident Date:	09/06/2011	Emp. Name:		COVERED		
Effective Date:	09/01/2011 to 09/01/2012	Reported Date:	09/07/2011					
Claim Number:	2011 / 99M0000662177	Closed Date:	09/27/2011					
Claim Status:	Closed	Subro:	No					
Class:	9101 / SCHOOL/CHURCH: ALL OTHER EMP	Fatal:	No					
Part of Body:	Shoulder(s)							
Injury Description:	EMPLOYEE WAS UNLOCKING GATE CHAIN AT ALIEF CENTE							
Injury Classification:	Strain or injury by							

If you have questions about this report, contact us at (800) 859-5995, or contact your agent.  
 Your loss information is also available anytime at [texasmutual.com](http://texasmutual.com) and is updated daily.  
 For free tools to help prevent workplace accidents, visit the safety resource center at [texasmutual.com](http://texasmutual.com), or call (800)-859-5995.



6210 East Highway 290  
Austin, Texas 78723-1098

0000024

HOUSTON COMMUNITY COLLEGE SYSTEM  
PO BOX 667517  
HOUSTON, TX 77266

CONFIDENTIALITY NOTICE: This communication may contain confidential, proprietary or privileged information and is intended only for the person to whom the communication is addressed. If you are not the intended recipient, please immediately notify Texas Mutual's Information Services Center at (800) 859-5995 or [information@texasmutual.com](mailto:information@texasmutual.com) and destroy all copies of the communication as your use, disclosure, copying or storage of the communication is prohibited and may be a violation of state or federal law.





HOUSTON COMMUNITY COLLEGE SYSTEM  
PO BOX 667517  
HOUSTON, TX 77266



HOUSTON COMMUNITY COLLEGE SYSTEMS  
 PO BOX 667517  
 ATTN: GWENDOLYN DRUMGOOLE  
 HOUSTON, TX 77266-7517

Loss Run Report

Claims as of: 06/10/2015

Policy Number: 0001121115  
 Policy Period: 09/01/2010 to 09/01/2011

Claim Number:	99L0000622512	Accident Date:	09/10/2010	Emp. Name:		COVERED	
Claim Status:	CLOSED	Reported Date:	09/10/2010	Location:	NONE - NO CODE AVAILABLE AT REPORT		
Class:	8868	Closed Date:	10/04/2010				
Part of Body:	Multiple body parts						
Injury Description					Paid To Date	Outstanding Reserves	Total
SPRAIN; ANKLE. CONTUSION; LUMBAR. PER DWC-73, PATIENT STATES;"I SLIPPED AND FELL				Indemnity	\$0.00	\$0.00	\$0.00
Injury Classification				Medical	\$303.02	\$0.00	\$303.02
Fall. slip. or trip injurv. miscellaneous				Other	\$89.85	\$0.00	\$89.85
				Totals	\$392.87	\$0.00	\$392.87

Claim Number:	99L0000622383	Accident Date:	09/15/2010	Emp. Name:		COVERED	
Claim Status:	CLOSED	Reported Date:	09/15/2010	Location:	NONE - NO CODE AVAILABLE AT REPORT		
Class:	9101	Closed Date:	11/24/2010				
Part of Body:	Lower back area						
Injury Description					Paid To Date	Outstanding Reserves	Total
MYALGIA AND MYOSITIS. PER DIAG E885, FALL ON LEVEL - TRIPPING. DETAILS NOT				Indemnity	\$0.00	\$0.00	\$0.00
Injury Classification				Medical	\$747.98	\$0.00	\$747.98
Fall. slip. or trip injurv. miscellaneous				Other	\$89.85	\$0.00	\$89.85
				Totals	\$837.83	\$0.00	\$837.83

Paid To Date = Total paid in benefits and expenses to date  
 Outstanding Reserves = Total reserved for anticipated additional cost of the claim  
 Total = Paid To Date + Outstanding Reserves

**HOUSTON COMMUNITY COLLEGE SYSTEMS**

Claims as of: 06/10/2015

Policy Number: 0001121115  
Policy Period: 09/01/2010 to 09/01/2011

Claim Number: 99L0000623434	Accident Date: 09/21/2010	Emp. Name: <b>COVERED</b>	
Claim Status: CLOSED	Reported Date: 09/23/2010	Location: NONE - NO CODE AVAILABLE AT REPORT	
Class: 8868	Closed Date: 10/14/2010		
Part of Body: Unclassified - insufficient info to properly			
Injury Description			
SLIPPED, FELL ON STAIRS WHICH WERE WET			
Injury Classification			
Fall, slip, or trip injury on stairs			

	Paid To Date	Outstanding Reserves	Total
Indemnity	\$0.00	\$0.00	\$0.00
Medical	\$0.00	\$0.00	\$0.00
Other	\$0.00	\$0.00	\$0.00
<b>Totals</b>	<b>\$0.00</b>	<b>\$0.00</b>	<b>\$0.00</b>

Claim Number: 99L0000623425	Accident Date: 09/24/2010	Emp. Name: <b>COVERED</b>	
Claim Status: CLOSED	Reported Date: 09/27/2010	Location: NONE - NO CODE AVAILABLE AT REPORT	
Class: 9101	Closed Date: 10/07/2010		
Part of Body: Wrist			
Injury Description			
POLICE OFFICER DAVIS SAID SHE WAS WALIN UP THE EAST STAIRWELL OF THE SIENNA			
Injury Classification			
Fall, slip, or trip injury on stairs			

	Paid To Date	Outstanding Reserves	Total
Indemnity	\$0.00	\$0.00	\$0.00
Medical	\$0.00	\$0.00	\$0.00
Other	\$0.00	\$0.00	\$0.00
<b>Totals</b>	<b>\$0.00</b>	<b>\$0.00</b>	<b>\$0.00</b>

Claim Number: 99L0000623477	Accident Date: 10/05/2010	Emp. Name: <b>COVERED</b>	
Claim Status: CLOSED	Reported Date: 10/05/2010	Location: NONE - NO CODE AVAILABLE AT REPORT	
Class: 8868	Closed Date: 12/21/2010		
Part of Body: Multiple body parts			
Injury Description			
FELL IN THE ENTRANCE OF THE CLASSROOM			
Injury Classification			
Fall, slip, or trip injury, miscellaneous			

	Paid To Date	Outstanding Reserves	Total
Indemnity	\$0.00	\$0.00	\$0.00
Medical	\$4,311.63	\$0.00	\$4,311.63
Other	\$206.54	\$0.00	\$206.54
<b>Totals</b>	<b>\$4,518.17</b>	<b>\$0.00</b>	<b>\$4,518.17</b>

**HOUSTON COMMUNITY COLLEGE SYSTEMS**

Claims as of: 06/10/2015

Policy Number: 0001121115  
Policy Period: 09/01/2010 to 09/01/2011

Claim Number: 99L0000624021	Accident Date: 10/11/2010	Emp. Name: DENIED	
Claim Status: CLOSED	Reported Date: 10/11/2010	Location: NONE - NO CODE AVAILABLE AT REPORT	
Class: 8868	Closed Date: 11/29/2010		
Part of Body: Heart			
Injury Description			
FATALITY. POSSIBLE HEART ATTACK.			
Injury Classification			
Miscellaneous - cumulative, miscellaneous (all o			

	Paid To Date	Outstanding Reserves	Total
Indemnity	\$0.00	\$0.00	\$0.00
Medical	\$10,109.84	\$0.00	\$10,109.84
Other	\$89.85	\$0.00	\$89.85
<b>Totals</b>	<b>\$10,199.69</b>	<b>\$0.00</b>	<b>\$10,199.69</b>

Claim Number: 99L0000624953	Accident Date: 10/19/2010	Emp. Name: COVERED	
Claim Status: CLOSED	Reported Date: 10/19/2010	Location: NWC001 - NORTHWEST CAMPUS	
Class: 8810	Closed Date: 02/11/2011		
Part of Body: Ankle			
Injury Description			
FX OF ANKLE, CLOSED. PATIENT STATES:"SLIPPED AND FELL INJURED RT ANKLE." CLAIM			
Injury Classification			
Fall, slip, or trip injury, miscellaneous			

	Paid To Date	Outstanding Reserves	Total
Indemnity	\$0.00	\$0.00	\$0.00
Medical	\$2,105.36	\$0.00	\$2,105.36
Other	\$89.85	\$0.00	\$89.85
<b>Totals</b>	<b>\$2,195.21</b>	<b>\$0.00</b>	<b>\$2,195.21</b>

Claim Number: 99L0000626204	Accident Date: 10/28/2010	Emp. Name: DENIED	
Claim Status: CLOSED	Reported Date: 10/28/2010	Location: NONE - NO CODE AVAILABLE AT REPORT	
Class: 8810	Closed Date: 11/10/2010		
Part of Body: Multiple body parts			
Injury Description			
EMPLOYEE ATTEMPTED TO STEP UP ON A CHAIR WITH ROLLERS TO RETRIEVE A CARTRIDGE			
Injury Classification			
Miscellaneous - other than physical cause of ini			

	Paid To Date	Outstanding Reserves	Total
Indemnity	\$0.00	\$0.00	\$0.00
Medical	\$0.00	\$0.00	\$0.00
Other	\$2.50	\$0.00	\$2.50
<b>Totals</b>	<b>\$2.50</b>	<b>\$0.00</b>	<b>\$2.50</b>



**HOUSTON COMMUNITY COLLEGE SYSTEMS**

Claims as of: 06/10/2015

Policy Number: 0001121115  
Policy Period: 09/01/2010 to 09/01/2011

Claim Number: 99L0000634750	Accident Date: 11/07/2010	Emp. Name: .	DENIED
Claim Status: CLOSED	Reported Date: 11/07/2010	Location: NEC009 - NORTHEAST COLLEGE I	
Class: 8868	Closed Date: 09/13/2012		
Part of Body: Lunas			
Injury Description			
ALLERGIC REACTION/ASTHMA TO MOLD AT WORK. CLAIM CREATED FROM DWC CORRESPONDENCE			
Injury Classification			
Absorption, ingestion, or inhalation, miscellane			

	Paid To Date	Outstanding Reserves	Total
Indemnity	\$0.00	\$0.00	\$0.00
Medical	\$3,288.76	\$0.00	\$3,288.76
Other	\$2,600.92	\$0.00	\$2,600.92
<b>Totals</b>	<b>\$5,889.68</b>	<b>\$0.00</b>	<b>\$5,889.68</b>

Claim Number: 99L0000628713	Accident Date: 11/16/2010	Emp. Name:	COVERED
Claim Status: CLOSED	Reported Date: 11/16/2010	Location: NONE - NO CODE AVAILABLE AT REPORT	
Class: 8810	Closed Date: 05/04/2011		
Part of Body: Multiple body parts			
Injury Description			
CONTUSION OF HAND; THIGH/HIP STRAIN; WRIST STRAIN; PATIENT STATES; "WHILE			
Injury Classification			
Fall, slip, or trip injury, miscellaneous			

	Paid To Date	Outstanding Reserves	Total
Indemnity	\$2,907.66	\$0.00	\$2,907.66
Medical	\$3,509.15	\$0.00	\$3,509.15
Other	\$89.85	\$0.00	\$89.85
<b>Totals</b>	<b>\$6,506.66</b>	<b>\$0.00</b>	<b>\$6,506.66</b>

Claim Number: 99L0000630037	Accident Date: 12/01/2010	Emp. Name:	COVERED
Claim Status: CLOSED	Reported Date: 12/01/2010	Location: NONE - NO CODE AVAILABLE AT REPORT	
Class: 9101	Closed Date: 12/13/2010		
Part of Body: Elbow			
Injury Description			
SPRAIN; LT ELBOW. PER DWC-73, PATIENT STATES:"ON 12-1-10 AT 4PM I WAS MOVING A			
Injury Classification			
Strain or injury by pushing or pulling			

	Paid To Date	Outstanding Reserves	Total
Indemnity	\$0.00	\$0.00	\$0.00
Medical	\$522.41	\$0.00	\$522.41
Other	\$89.85	\$0.00	\$89.85
<b>Totals</b>	<b>\$612.26</b>	<b>\$0.00</b>	<b>\$612.26</b>

## HOUSTON COMMUNITY COLLEGE SYSTEMS

Claims as of: 06/10/2015

Policy Number: 0001121115  
Policy Period: 09/01/2010 to 09/01/2011

Claim Number: 99L0000630024	Accident Date: 12/03/2010	Emp. Name:	COVERED
Claim Status: CLOSED	Reported Date: 12/03/2010	Location: NONE - NO CODE AVAILABLE AT REPORT	
Class: 8810	Closed Date: 12/20/2010		
Part of Body: Multiple body parts			
Injury Description			
NECK SPRAIN. SPRAIN OF UNSPECIFIED SITE OF SHOULDER AND UPPER ARM. CONTUSION OF			
Injury Classification			
Fall, slip, or trip injury on same level			

	Paid To Date	Outstanding Reserves	Total
Indemnity	\$0.00	\$0.00	\$0.00
Medical	\$1,423.18	\$0.00	\$1,423.18
Other	\$89.85	\$0.00	\$89.85
<b>Totals</b>	<b>\$1,513.03</b>	<b>\$0.00</b>	<b>\$1,513.03</b>

Claim Number: 99L0000630394	Accident Date: 12/08/2010	Emp. Name:	COVERED
Claim Status: CLOSED	Reported Date: 12/08/2010	Location: UNKN -	
Class: 8868	Closed Date: 12/15/2010		
Part of Body: Lungs			
Injury Description			
9879 TOXIC EFF GAS/VAPOR NOS; THE PATIENT STATED, "ELECTRICAL FIRE INHALE SMOKE"			
Injury Classification			
Absorption, ingestion, or inhalation, miscellane			

	Paid To Date	Outstanding Reserves	Total
Indemnity	\$0.00	\$0.00	\$0.00
Medical	\$277.75	\$0.00	\$277.75
Other	\$89.85	\$0.00	\$89.85
<b>Totals</b>	<b>\$367.60</b>	<b>\$0.00</b>	<b>\$367.60</b>

Claim Number: 99M0000632515	Accident Date: 01/01/2011	Emp. Name:	COVERED
Claim Status: CLOSED	Reported Date: 01/01/2011	Location: NONE - NO CODE AVAILABLE AT REPORT	
Class: 9101	Closed Date: 01/18/2011		
Part of Body: Multiple head injuries			
Injury Description			
CONTUSION OF ORBITAL TISSUE. CONTUSION OF FACE, SCALP, AND NECK. OPEN WOUND OF			
Injury Classification			
Fall, slip, or trip injury on same level			

	Paid To Date	Outstanding Reserves	Total
Indemnity	\$0.00	\$0.00	\$0.00
Medical	\$1,240.04	\$0.00	\$1,240.04
Other	\$89.85	\$0.00	\$89.85
<b>Totals</b>	<b>\$1,329.89</b>	<b>\$0.00</b>	<b>\$1,329.89</b>

## HOUSTON COMMUNITY COLLEGE SYSTEMS

Policy Number: 0001121115  
Policy Period: 09/01/2010 to 09/01/2011

Claims as of: 06/10/2015

Claim Number: 99M0000632722	Accident Date: 01/05/2011	Emp. Name: <span style="float: right;">COVERED</span>	
Claim Status: CLOSED	Reported Date: 01/05/2011	Location: SYS001 - HCCS ADM. BLDG.	
Class: 8810	Closed Date: 01/21/2011		
Part of Body: Knee			
Injury Description			
I WAS WALKING TOWARDS THE ELEVATOR ON 1ST FLOOR (LOBBY), THEN MY RIGHT SHOE			
Injury Classification			
Fall, slip, or trip injury on stairs			

	Paid To Date	Outstanding Reserves	Total
Indemnity	\$0.00	\$0.00	\$0.00
Medical	\$499.41	\$0.00	\$499.41
Other	\$89.85	\$0.00	\$89.85
<b>Totals</b>	<b>\$589.26</b>	<b>\$0.00</b>	<b>\$589.26</b>

Claim Number: 99M0000634076	Accident Date: 01/18/2011	Emp. Name: <span style="float: right;">COVERED</span>	
Claim Status: CLOSED	Reported Date: 01/18/2011	Location: SYS001 - HCCS ADM. BLDG.	
Class: 8868	Closed Date: 02/08/2011		
Part of Body: Multiple lower appendages			
Injury Description			
ANOTHER PERSON SITTING IN MY CHAIR STOOD UP AND MY FOOT WAS GOT STUCK IN THE			
Injury Classification			
Caught in, under, or between miscellaneous			

	Paid To Date	Outstanding Reserves	Total
Indemnity	\$235.60	\$0.00	\$235.60
Medical	\$1,338.86	\$0.00	\$1,338.86
Other	\$89.85	\$0.00	\$89.85
<b>Totals</b>	<b>\$1,664.31</b>	<b>\$0.00</b>	<b>\$1,664.31</b>

Claim Number: 99M0000634506	Accident Date: 01/21/2011	Emp. Name: <span style="float: right;">COVERED</span>	
Claim Status: CLOSED	Reported Date: 01/21/2011	Location: SYS001 - HCCS ADM. BLDG.	
Class: 9101	Closed Date: 01/31/2011		
Part of Body: Lungs			
Injury Description			
PATROL VEHICLE #0334, BATTERY EXPLODED IN TRUNK. ACID VAPOR WAS TRAPPED			
Injury Classification			
Absorption, ingestion, or inhalation, miscellane			

	Paid To Date	Outstanding Reserves	Total
Indemnity	\$0.00	\$0.00	\$0.00
Medical	\$421.55	\$0.00	\$421.55
Other	\$89.85	\$0.00	\$89.85
<b>Totals</b>	<b>\$511.40</b>	<b>\$0.00</b>	<b>\$511.40</b>

**HOUSTON COMMUNITY COLLEGE SYSTEMS**

Claims as of: 06/10/2015

Policy Number: 0001121115  
Policy Period: 09/01/2010 to 09/01/2011

Claim Number: 99M0000637758	Accident Date: 02/18/2011	Emp. Name: <b>COVERED</b>	
Claim Status: CLOSED	Reported Date: 02/18/2011	Location: NWC001 - NORTHWEST CAMPUS	
Class: 8810	Closed Date: 02/22/2011		
Part of Body: Knee			
Injury Description			
EMLOYEE WAS ENTERING OFFICE FROM THE FEFT. SHE STEPPED IN FLOWER BED AND FELL			
Injury Classification			
Fall, slip, or trip iniury on same level			

	Paid To Date	Outstanding Reserves	Total
Indemnity	\$0.00	\$0.00	\$0.00
Medical	\$0.00	\$0.00	\$0.00
Other	\$0.00	\$0.00	\$0.00
<b>Totals</b>	<b>\$0.00</b>	<b>\$0.00</b>	<b>\$0.00</b>

Claim Number: 99M0000639413	Accident Date: 03/04/2011	Emp. Name: <b>COVERED</b>	
Claim Status: CLOSED	Reported Date: 03/04/2011	Location: NONE - NO CODE AVAILABLE AT REPORT	
Class: 8868	Closed Date: 05/04/2011		
Part of Body: Multiple body parts			
Injury Description			
CONTUSION KNEE; ANKLE SPRAIN; PATIENT STATES; "I FELL OUTSIDE THE DOOR OF THE			
Injury Classification			
Fall, slip, or trip iniury, miscellaneous			

	Paid To Date	Outstanding Reserves	Total
Indemnity	\$0.00	\$0.00	\$0.00
Medical	\$419.42	\$0.00	\$419.42
Other	\$89.85	\$0.00	\$89.85
<b>Totals</b>	<b>\$509.27</b>	<b>\$0.00</b>	<b>\$509.27</b>

Claim Number: 99M0000646433	Accident Date: 03/10/2011	Emp. Name: <b>COVERED</b>	
Claim Status: CLOSED	Reported Date: 03/10/2011	Location: NONE - NO CODE AVAILABLE AT REPORT	
Class: 8868	Closed Date: 08/03/2011		
Part of Body: Multiple body parts			
Injury Description			
HAVING COMPLETED A CONVERSATION WITH STACY WELCOME, COUNSELOR, I TURNED TO IN			
Injury Classification			
Fall, slip or trip iniury from different level (			

	Paid To Date	Outstanding Reserves	Total
Indemnity	\$0.00	\$0.00	\$0.00
Medical	\$942.62	\$0.00	\$942.62
Other	\$290.94	\$0.00	\$290.94
<b>Totals</b>	<b>\$1,233.56</b>	<b>\$0.00</b>	<b>\$1,233.56</b>

**HOUSTON COMMUNITY COLLEGE SYSTEMS**

Policy Number: 0001121115  
Policy Period: 09/01/2010 to 09/01/2011

Claims as of: 06/10/2015

Claim Number: 99M0000640970	Accident Date: 03/10/2011	Emp. Name: <b>COVERED</b>	
Claim Status: CLOSED	Reported Date: 03/10/2011	Location: NONE - NO CODE AVAILABLE AT REPORT	
Class: 8868	Closed Date: 03/25/2011		
Part of Body: Multiple lower appendages			
Injury Description			
ANKLE/FOOT PAIN; PATIENT STATES; "FELL ON TOP OF CART AND HURT MY BOTH LEGS" PER			
Injury Classification			
Fall, slip, or trip injury, miscellaneous			

	Paid To Date	Outstanding Reserves	Total
Indemnity	\$0.00	\$0.00	\$0.00
Medical	\$325.63	\$0.00	\$325.63
Other	\$89.85	\$0.00	\$89.85
<b>Totals</b>	<b>\$415.48</b>	<b>\$0.00</b>	<b>\$415.48</b>

Claim Number: 99M0000642689	Accident Date: 03/31/2011	Emp. Name: <b>COVERED</b>	
Claim Status: CLOSED	Reported Date: 03/31/2011	Location: SWC009 - STAFFORD CAMPUS	
Class: 8810	Closed Date: 03/06/2012		
Part of Body: Multiple body parts			
Injury Description			
MRS.WOODRIDGE TRIPPED ON A SIDEWALK BRICK AND FELL COMPLETELY TO THE GROUND WIHT			
Injury Classification			
Fall, slip, or trip injury into openings (shafts)			

	Paid To Date	Outstanding Reserves	Total
Indemnity	\$10,100.02	\$0.00	\$10,100.02
Medical	\$16,479.71	\$0.00	\$16,479.71
Other	\$443.61	\$0.00	\$443.61
<b>Totals</b>	<b>\$27,023.34</b>	<b>\$0.00</b>	<b>\$27,023.34</b>

Claim Number: 99M0000656365	Accident Date: 04/01/2011	Emp. Name: <b>COVERED</b>	
Claim Status: CLOSED	Reported Date: 07/19/2011	Location: SEC004 - HEALTH SCIENCE CENTER	
Class: 8810	Closed Date: 09/17/2011		
Part of Body: Multiple upper extremities			
Injury Description			
I HAVE DEVELOPED A RIGHT HAND WRIST STRAIN DUE TO COMPUTER USE THAT IS			
Injury Classification			
Strain or injury by repetitive motion (carpal tu			

	Paid To Date	Outstanding Reserves	Total
Indemnity	\$0.00	\$0.00	\$0.00
Medical	\$887.73	\$0.00	\$887.73
Other	\$177.33	\$0.00	\$177.33
<b>Totals</b>	<b>\$1,065.06</b>	<b>\$0.00</b>	<b>\$1,065.06</b>

**HOUSTON COMMUNITY COLLEGE SYSTEMS**

Policy Number: 0001121115  
Policy Period: 09/01/2010 to 09/01/2011

Claims as of: 06/10/2015

Claim Number: 99M0000643054	Accident Date: 04/01/2011	Emp. Name: <b>COVERED</b>	
Claim Status: CLOSED	Reported Date: 04/02/2011	Location: NONE - NO CODE AVAILABLE AT REPORT	
Class: 8810	Closed Date: 04/12/2011		
Part of Body: Ankle			
Injury Description			
WE WERE DOING TEAMWORK EXERISES AND WAS TOLD TOSTAND ON A PALLET MADE FOR ABOUT			
Injury Classification			
Fall, slip or trip injury from different level (			

	Paid To Date	Outstanding Reserves	Total
Indemnity	\$0.00	\$0.00	\$0.00
Medical	\$266.09	\$0.00	\$266.09
Other	\$89.85	\$0.00	\$89.85
<b>Totals</b>	<b>\$355.94</b>	<b>\$0.00</b>	<b>\$355.94</b>

Claim Number: 99M0000643536	Accident Date: 04/12/2011	Emp. Name: <b>COVERED</b>	
Claim Status: CLOSED	Reported Date: 04/12/2011	Location: SEC002 - EASTSIDE CENTER	
Class: 8868	Closed Date: 08/02/2011		
Part of Body: Multiple body parts			
Injury Description			
SHE WAS WALKING FROM THE LEARNING HUB BUILDING TO THE BOOKSTORE TO DROP OF A			
Injury Classification			
Fall, slip, or trip injury on same level			

	Paid To Date	Outstanding Reserves	Total
Indemnity	\$0.00	\$0.00	\$0.00
Medical	\$2,277.53	\$0.00	\$2,277.53
Other	\$89.85	\$0.00	\$89.85
<b>Totals</b>	<b>\$2,367.38</b>	<b>\$0.00</b>	<b>\$2,367.38</b>

Claim Number: 99M0000645710	Accident Date: 04/28/2011	Emp. Name: <b>COVERED</b>	
Claim Status: CLOSED	Reported Date: 04/28/2011	Location: SYS001 - HCCS ADM. BLDG.	
Class: 8810	Closed Date: 07/19/2011		
Part of Body: Multiple body parts			
Injury Description			
I WENT TO THE BREAKROOM TO GET A CUP OF WATER AND I SLIPPED ON SOME WATER THAT			
Injury Classification			
Fall, slip, or trip injury on same level			

	Paid To Date	Outstanding Reserves	Total
Indemnity	\$0.00	\$0.00	\$0.00
Medical	\$508.40	\$0.00	\$508.40
Other	\$89.85	\$0.00	\$89.85
<b>Totals</b>	<b>\$598.25</b>	<b>\$0.00</b>	<b>\$598.25</b>

**HOUSTON COMMUNITY COLLEGE SYSTEMS**

Policy Number: 0001121115  
Policy Period: 09/01/2010 to 09/01/2011

Claims as of: 06/10/2015

Claim Number: 99M0000681964	Accident Date: 04/29/2011	Emp. Name: DENIED	
Claim Status: CLOSED	Reported Date: 04/29/2011	Location: NONE - NO CODE AVAILABLE AT REPORT	
Class: 8868	Closed Date: 05/07/2012		
Part of Body: No physical injury			
Injury Description			
MS LATSON SAID THAT MR JACKSON GRABBED HER, PUSHED HER ON THE WALL AND PUT HIS			
Injury Classification			
Miscellaneous - other			

	Paid To Date	Outstanding Reserves	Total
Indemnity	\$0.00	\$0.00	\$0.00
Medical	\$0.00	\$0.00	\$0.00
Other	\$0.00	\$0.00	\$0.00
<b>Totals</b>	<b>\$0.00</b>	<b>\$0.00</b>	<b>\$0.00</b>

Claim Number: 99M0000646142	Accident Date: 05/02/2011	Emp. Name: COVERED	
Claim Status: CLOSED	Reported Date: 05/03/2011	Location: SEC004 - HEALTH SCIENCE CENTER	
Class: 8810	Closed Date: 10/25/2011		
Part of Body: Lower back area			
Injury Description			
SHE WAS MOVING PRINTERS OUT OF THE INSTRUCTORS OFFICE OUT OF THE WAY			
Injury Classification			
Strain or injury by lifting			

	Paid To Date	Outstanding Reserves	Total
Indemnity	\$1,231.31	\$0.00	\$1,231.31
Medical	\$2,523.58	\$0.00	\$2,523.58
Other	\$174.83	\$0.00	\$174.83
<b>Totals</b>	<b>\$3,929.72</b>	<b>\$0.00</b>	<b>\$3,929.72</b>

Claim Number: 99M0000645988	Accident Date: 05/02/2011	Emp. Name: COVERED	
Claim Status: CLOSED	Reported Date: 05/02/2011	Location: SYS001 - HCCS ADM. BLDG.	
Class: 8810	Closed Date: 08/02/2011		
Part of Body: Multiple body parts			
Injury Description			
AIRBOURNE FUMES CAME DOWN FROM AIR DUCT. I BECAME ILL FORM TOXINS			
Injury Classification			
Absorption, ingestion, or inhalation, miscellane			

	Paid To Date	Outstanding Reserves	Total
Indemnity	\$0.00	\$0.00	\$0.00
Medical	\$466.21	\$0.00	\$466.21
Other	\$89.85	\$0.00	\$89.85
<b>Totals</b>	<b>\$556.06</b>	<b>\$0.00</b>	<b>\$556.06</b>

**HOUSTON COMMUNITY COLLEGE SYSTEMS**

Policy Number: 0001121115  
Policy Period: 09/01/2010 to 09/01/2011

Claims as of: 06/10/2015

Claim Number: 99M0000648458	Accident Date: 05/20/2011	Emp. Name: CEN002 - BUSINESS CAREER II	COVERED
Claim Status: CLOSED	Reported Date: 05/20/2011	Location: CEN002 - BUSINESS CAREER II	
Class: 9101	Closed Date: 06/09/2011		
Part of Body: Knee			
Injury Description			
HE WAS WALING DOWN THE STAIRS, STEPPED ON STAIRS, HEARD A POP IN THE RIGHT KNEE			
Injury Classification			
Fall, slip, or trip injury on stairs			

	Paid To Date	Outstanding Reserves	Total
Indemnity	\$328.26	\$0.00	\$328.26
Medical	\$835.12	\$0.00	\$835.12
Other	\$89.85	\$0.00	\$89.85
<b>Totals</b>	<b>\$1,253.23</b>	<b>\$0.00</b>	<b>\$1,253.23</b>

Claim Number: 99M0000649535	Accident Date: 05/31/2011	Emp. Name: NWC001 - NORTHWEST CAMPUS	COVERED
Claim Status: CLOSED	Reported Date: 06/01/2011	Location: NWC001 - NORTHWEST CAMPUS	
Class: 9101	Closed Date: 06/19/2012		
Part of Body: Multiple body parts			
Injury Description			
HE WAS WORKING AT A DESK, WHEN HIS CHAIR GOT STUCK UNDER THE DESK. WEN I			
Injury Classification			
Caught in, under, or between object handled			

	Paid To Date	Outstanding Reserves	Total
Indemnity	\$20,851.69	\$0.00	\$20,851.69
Medical	\$20,139.04	\$0.00	\$20,139.04
Other	\$814.56	\$0.00	\$814.56
<b>Totals</b>	<b>\$41,805.29</b>	<b>\$0.00</b>	<b>\$41,805.29</b>

Claim Number: 99M0000650370	Accident Date: 06/08/2011	Emp. Name: OFF004 - OTHER	COVERED
Claim Status: CLOSED	Reported Date: 06/09/2011	Location: OFF004 - OTHER	
Class: 8868	Closed Date: 08/10/2011		
Part of Body: Multiple lower appendages			
Injury Description			
WLAKING THRU KITCHEN WITH STUDENTS AND SLOPPED ON FOOD ON FLOOR. I DID NOT			
Injury Classification			
Fall, slip or trip injury - Did not fall			

	Paid To Date	Outstanding Reserves	Total
Indemnity	\$0.00	\$0.00	\$0.00
Medical	\$2,324.35	\$0.00	\$2,324.35
Other	\$203.67	\$0.00	\$203.67
<b>Totals</b>	<b>\$2,528.02</b>	<b>\$0.00</b>	<b>\$2,528.02</b>



**HOUSTON COMMUNITY COLLEGE SYSTEMS**

Policy Number: 0001121115  
Policy Period: 09/01/2010 to 09/01/2011

Claims as of: 06/10/2015

Claim Number: 99M0000653566	Accident Date: 06/22/2011	Emp. Name: <b>COVERED</b>	
Claim Status: CLOSED	Reported Date: 06/22/2011	Location: NWC001 - NORTHWEST CAMPUS	
Class: 8810	Closed Date: 07/17/2011		
Part of Body: Multiple body parts			
Injury Description			
WALKED INTO OFFICE SLIPPED ON WET FLOOR - FELL ON KNEES AND PALMS OF HANDS			
Injury Classification			
Fall, slip, or trip injury on same level			

	Paid To Date	Outstanding Reserves	Total
Indemnity	\$0.00	\$0.00	\$0.00
Medical	\$2,480.02	\$0.00	\$2,480.02
Other	\$89.85	\$0.00	\$89.85
<b>Totals</b>	<b>\$2,569.87</b>	<b>\$0.00</b>	<b>\$2,569.87</b>

Claim Number: 99M0000652832	Accident Date: 06/23/2011	Emp. Name: <b>COVERED</b>	
Claim Status: CLOSED	Reported Date: 06/23/2011	Location: SYSU01 - HCCS ADM. BLDG.	
Class: 9101	Closed Date: 06/29/2011		
Part of Body: Eye(s)			
Injury Description			
WHILE REMOVING A CEILING TILE IN 4E03 SUPPORT CENTER, DEBRIS FELL IN MY RIGHT			
Injury Classification			
Foreign matter (body) in eye(s)			

	Paid To Date	Outstanding Reserves	Total
Indemnity	\$0.00	\$0.00	\$0.00
Medical	\$152.25	\$0.00	\$152.25
Other	\$89.85	\$0.00	\$89.85
<b>Totals</b>	<b>\$242.10</b>	<b>\$0.00</b>	<b>\$242.10</b>

Claim Number: 99M0000653010	Accident Date: 06/27/2011	Emp. Name: <b>COVERED</b>	
Claim Status: CLOSED	Reported Date: 06/27/2011	Location: NEC009 - NORTH EAST COLLEGE I	
Class: 8868	Closed Date: 07/06/2011		
Part of Body: Lower back area			
Injury Description			
I WAS LEAVING WORK HEADED TO THE PARKING LOT. THERE WAS WATER ON THE SIDEWALK AND SLIPPED AND FEL			
Injury Classification			
Fall, slip, or trip injury from liquid or arease			

	Paid To Date	Outstanding Reserves	Total
Indemnity	\$0.00	\$0.00	\$0.00
Medical	\$266.09	\$0.00	\$266.09
Other	\$89.85	\$0.00	\$89.85
<b>Totals</b>	<b>\$355.94</b>	<b>\$0.00</b>	<b>\$355.94</b>

**HOUSTON COMMUNITY COLLEGE SYSTEMS**

Claims as of: 06/10/2015

Policy Number: 0001121115  
Policy Period: 09/01/2010 to 09/01/2011

Claim Number: 99M0000653168	Accident Date: 06/27/2011	Emp. Name: DENIED	
Claim Status: CLOSED	Reported Date: 06/27/2011	Location: SEC004 - HEALTH SCIENCE CENTER	
Class: 8868	Closed Date: 08/02/2011		
Part of Body: Hand			
Injury Description			
NOTICED HER RT. HAND WAS HURTING VERY BAD.			
Injury Classification			
Strain or injury by using tool or machinery			

	Paid To Date	Outstanding Reserves	Total
Indemnity	\$0.00	\$0.00	\$0.00
Medical	\$266.09	\$0.00	\$266.09
Other	\$2.50	\$0.00	\$2.50
<b>Totals</b>	<b>\$268.59</b>	<b>\$0.00</b>	<b>\$268.59</b>

Claim Number: 99M0000655796	Accident Date: 06/30/2011	Emp. Name: COVERED	
Claim Status: CLOSED	Reported Date: 06/30/2011	Location: SYS001 - HCCS ADM. BLDG.	
Class: 8868	Closed Date: 12/07/2012		
Part of Body: Multiple body parts			
Injury Description			
FEEL DUE TO STEPPING ON A POWER CORD/PLUG			
Injury Classification			
Fall, slip or trip injury from different level (			

	Paid To Date	Outstanding Reserves	Total
Indemnity	\$0.00	\$0.00	\$0.00
Medical	\$8,954.43	\$0.00	\$8,954.43
Other	\$1,839.36	\$0.00	\$1,839.36
<b>Totals</b>	<b>\$10,793.79</b>	<b>\$0.00</b>	<b>\$10,793.79</b>

Claim Number: 99M0000660327	Accident Date: 08/01/2011	Emp. Name: COVERED	
Claim Status: CLOSED	Reported Date: 08/22/2011	Location: SEC004 - HEALTH SCIENCE CENTER	
Class: 8868	Closed Date: 10/14/2011		
Part of Body: Shoulder(s)			
Injury Description			
CARRYING A BOX OF SKILLS LAB SUPPLIES TO SKILL LAB, SKILLS LAB WAS LOCKED,			
Injury Classification			
Strain or injury by lifting			

	Paid To Date	Outstanding Reserves	Total
Indemnity	\$0.00	\$0.00	\$0.00
Medical	\$2,132.13	\$0.00	\$2,132.13
Other	\$188.67	\$0.00	\$188.67
<b>Totals</b>	<b>\$2,320.80</b>	<b>\$0.00</b>	<b>\$2,320.80</b>

**HOUSTON COMMUNITY COLLEGE SYSTEMS**

Policy Number: 0001121115  
Policy Period: 09/01/2010 to 09/01/2011

Claims as of: 06/10/2015

Claim Number: 99M0000659201	Accident Date: 08/03/2011	Emp. Name: -	COVERED
Claim Status: CLOSED	Reported Date: 08/03/2011	Location: NONE - NO CODE AVAILABLE AT REPORT	
Class: 8868	Closed Date: 10/19/2011		

Part of Body: Multiple lower appendages	Paid To Date	Outstanding Reserves	Total
Injury Description			
SPRAIN LT THIGH. SPRAIN LT HIP. WHILE AT WORK ON 8/3/11 SHE ATTEMPTED TO MOVE A	Indemnity	\$0.00	\$0.00
	Medical	\$1,807.09	\$1,807.09
	Other	\$89.85	\$89.85
Injury Classification	<b>Totals</b>	<b>\$1,896.94</b>	<b>\$1,896.94</b>
Strain or injury by miscellaneous			

Claim Number: 99M0000657949	Accident Date: 08/08/2011	Emp. Name: -	COVERED
Claim Status: CLOSED	Reported Date: 08/08/2011	Location: -	
Class: 8868	Closed Date: 11/01/2011		

Part of Body: Multiple body parts	Paid To Date	Outstanding Reserves	Total
Injury Description			
WALKING DOWN STAIRS FROM 4TH TO 3RD FLOOR, I SLIPPED AND FELL DOWN 5-5 STAIRS	Indemnity	\$1,513.05	\$1,513.05
	Medical	\$5,602.08	\$5,602.08
	Other	\$203.67	\$203.67
Injury Classification	<b>Totals</b>	<b>\$7,318.80</b>	<b>\$7,318.80</b>
Fall, slip or trip injury from different level (			

Claim Number: 99M0000662650	Accident Date: 08/10/2011	Emp. Name: -	COVERED
Claim Status: CLOSED	Reported Date: 08/15/2011	Location: -	
Class: 8810	Closed Date: 10/04/2012		

Part of Body: Knee	Paid To Date	Outstanding Reserves	Total
Injury Description			
WALKED TO FRONT COUNTER TO TELL CLEANAING CREW WHERE TO CLEAN ALL THE DUST AND	Indemnity	\$10,992.05	\$10,992.05
	Medical	\$16,931.88	\$16,931.88
	Other	\$1,372.41	\$1,372.41
Injury Classification	<b>Totals</b>	<b>\$29,296.34</b>	<b>\$29,296.34</b>
Fall, slip, or trip injury from liquid or grease	Recovery		\$-20,000.00
	<b>Net Total</b>		<b>\$9,296.34</b>

**HOUSTON COMMUNITY COLLEGE SYSTEMS**

Policy Number: 0001121115  
Policy Period: 09/01/2010 to 09/01/2011

Claims as of: 06/10/2015

Claim Number: 99M0000659689	Accident Date: 08/11/2011	Emp. Name: .	COVERED
Claim Status: CLOSED	Reported Date: 08/11/2011	Location: SWC009 - STAFFORD CAMPUS	
Class: 8810	Closed Date: 02/07/2013		
Part of Body: Knee			
Injury Description			
SPRAIN. RT KNEE. PATIENT STATES: "I WAS WALKING TOWARDS A STUDENT TO TAKE ID AND			
Injury Classification			
Fall, slip or trip injury - Did not fall			

	Paid To Date	Outstanding Reserves	Total
Indemnity	\$1,458.45	\$0.00	\$1,458.45
Medical	\$4,735.20	\$0.00	\$4,735.20
Other	\$812.75	\$0.00	\$812.75
<b>Totals</b>	<b>\$7,006.40</b>	<b>\$0.00</b>	<b>\$7,006.40</b>

Claim Number: 99M0000660189	Accident Date: 08/18/2011	Emp. Name: .	COVERED
Claim Status: CLOSED	Reported Date: 08/18/2011	Location:	
Class: 8868	Closed Date: 11/28/2011		
Part of Body: Multiple body parts			
Injury Description			
I WORK IN A COMPUTER LAB, WITH ALOT OF COMPUTER CORDS EXPOSED, I TRIPPED OVER			
Injury Classification			
Fall, slip, or trip injury on same level			

	Paid To Date	Outstanding Reserves	Total
Indemnity	\$7,918.14	\$0.00	\$7,918.14
Medical	\$5,582.01	\$0.00	\$5,582.01
Other	\$701.77	\$0.00	\$701.77
<b>Totals</b>	<b>\$14,201.92</b>	<b>\$0.00</b>	<b>\$14,201.92</b>

# HOUSTON COMMUNITY COLLEGE SYSTEMS

Summary for Policies  
0001121115 09/01/2010 to 09/01/2011

Claims as of: 06/10/2015

Total Open Claims: 0

Total Closed Claims: 43

	Paid To Date	Outstanding Reserves	Total		Paid To Date	Outstanding Reserves	Total
Indemnity	\$0.00	\$0.00	\$0.00	Indemnity	\$57,536.23	\$0.00	\$57,536.23
Medical	\$0.00	\$0.00	\$0.00	Medical	\$127,403.64	\$0.00	\$127,403.64
Other	\$0.00	\$0.00	\$0.00	Other	\$12,102.58	\$0.00	\$12,102.58
<b>Totals</b>	<b>\$0.00</b>	<b>\$0.00</b>	<b>\$0.00</b>	<b>Totals</b>	<b>\$197,042.45</b>	<b>\$0.00</b>	<b>\$197,042.45</b>
				Recovery			\$-20,000.00
				Net Total			<b>\$177,042.45</b>

### Loss Summary for All Policy Periods

Effective Date	# Claims	Indemnity Paid	Medical Paid	Other Paid	Total Paid	Recovery	Outstanding Reserves	Total
09/01/2010	43	\$57,536.23	\$127,403.64	\$12,102.58	\$197,042.45	\$-20,000.00	\$0.00	\$177,042.45
<b>Totals</b>	<b>43</b>	<b>\$57,536.23</b>	<b>\$127,403.64</b>	<b>\$12,102.58</b>	<b>\$197,042.45</b>	<b>\$-20,000.00</b>	<b>\$0.00</b>	<b>\$177,042.45</b>

Let us help make your workplace safer and more productive.  
Visit our safety resource center at [www.texasmutual.com](http://www.texasmutual.com).

**Exhibit U:**  
**Automobile Fleet Schedule**

# HCC Auto Insurance Fleet

September 1, 2014 / 2015

Year	Make	Model	Vin#	License Plate	Cost/Stated Amt	Comp/Coll (\$500 Ded. Each)	Contact	College/Department	Cert. of Title	
1	2014	Toyota	Prius	JTDKN3DU5E0372689	118-5078	\$23,506	Yes	J. Diflavio	District/Info Technology	
2	2014	Dodge	Charger	2C3CDXAG2EH188212	118-4891	\$21,290	Yes	G. Cunningham	District/Police	Yes
3	2014	Dodge	Charger	2C3CDXAG4EH188213	118-4892	\$21,290	Yes	G. Cunningham	District/Police	Yes
4	2014	Dodge	Charger	2C3CDYAG1EH188198	118-4890	\$21,290	Yes	G. Cunningham	District/Police	Yes
5	2014	Ford	F-150 CC	1FTFW1CF9EKD94592	117-7182	\$ 22,561	Yes	G. Cunningham	District/Police	Yes
6	2014	Dodge	Charger	2C3CDXAG2EH188193	117-7165	\$22,430	Yes	G. Cunningham	District/Police	Yes
7	2014	Ford Explorer	SUV	1FM5K8AR3EGB38363	116-9138	\$25,618	Yes	G. Cunningham	District/Police	Yes
8	2014	Chevrolet Exp	Van	1GCSGAFXE1110764	106-1499	\$19,312	Yes	K. Hoyle	District/Mailcenter	
9	2014	Chev Express	Van	1GCSGAFX0E1109591	116-6996	\$19,312	Yes	K. Hoyle	District/Mailcenter	Yes
10	2013	Chevy Express	Van	1GCSGAFX8D1180536	116-7463	\$19,357	Yes	M. Bain	NE/Natural Science	Yes
11	2013	Ford F150	P/U	1FTFW1CF4DKF48978	116-7761	\$ 22,858	Yes	G. Cunningham	District/Police	Yes
12	2013	Dodge	Charger	2C3CDXAG0DH521683	115-8089	\$21,830	Yes	G. Cunningham	District/Police	Yes
13	2013	Dodge	Charger	2C3CDXAG5DH521727	115-8088	\$21,830	Yes	G. Cunningham	District/Police	Yes
14	2013	Dodge	Charger	2C3CDXAG9DH521701	115-8090	\$21,830	Yes	G. Cunningham	District/Police	Yes
15	2013	Dodge	Charger	2C3CDXAG7DH521745	115-8087	\$22,430	Yes	G. Cunningham	District/Police	Yes
16	2013	Toyota	Prius	JTDKN3DU7D5611676	115-7868	\$25,819	Yes	J. Diflavio	District/Info Technology	Yes
17	2013	Cargomat	Trailer	5NHUEH014DY066033		\$2,457	Yes	J. Koch	NW/Horticulture	Yes
18	2013	Ford E350	Club Wagon	1FBSS3BL6DDA56247	115-3938	\$26,335	Yes	J. Koch	NW/Horticulture	Yes
	2013	Ford E350			Progressive	Passenger Van Coverage				
19	2013	Ford E150	Club Van	1FMNE1BW5DDA14548	114-3551	\$22,966	Yes	N. Nguyen	District/Info Technology	Yes
20	2012	Big Tex Bump	Trailer	16VPX1625C2E24198	905-2139	\$2,688	Yes	J. Walker	District/Maintenance	Yes

# HCC Auto Insurance Fleet

September 1, 2014 / 2015

Year	Make	Model	Vin#	License Plate	Cost/Stated Amt	Comp/Coll (\$500 Ded. Each)	Contact	College/Department	Cert. of Title	
21	2012	Big Tex Gooser	Trailer	16VGX2021C2628282	905-2140	\$8,295	Yes	J. Walker	District/Maintenance	Yes
22	2012	Dodge	Charger	2C3CDXAG7CH222349	113-3692	\$21,830	Yes	G. Cunningham	District/Police	Yes
23	2012	Dodge	Charger	2C3CDXAG9CH220991	113-3691	\$21,830	Yes	G. Cunningham	District/Police	Yes
24	2012	Ford	E350 Van	1FBSS3BL9CDA23144	113-0459 EX	\$23,472	Yes	W. Tapp	SE/COO	Yes
	2012	Ford			Progressive	Passenger Van Coverage				
25	2012	Chev	Silverado PU	1GC4CZCGXCF144999	113-0246 EX	\$28,723	Yes	D. Ramirez	District/Mobile Go	Yes
26	2012	Ford	E350 PU	1FT8W3D65CEA16333	112-9643 EX	\$28,957	Yes	T. Obey	NE/Codwell	Yes
27	2012	Dodge	Charger	2C3CDXAG5CH161633	216-233	\$18,665	Yes	G. Cunnigham	District/Police	Yes
28	2012	Dodge	Charger	2C3CDXAG7CH161634	216-234	\$18,665	Yes	G. Cunnigham	District/Police	Yes
29	2012	Dodge	Charger	2C3CDXAG9CH161635	113-0500 EX	\$18,665	Yes	G. Cunnigham	District/Police	Yes
30	2011	LEV Cargo	Trailer	5NHULVV28BY013001	904-2766	\$5,315	Yes	T. Obey	NE/Codwell	Yes
31	2011	RHD Flatbed	Trailer	46UFU2022B1130314	904-2765	\$3,345	Yes	T. Obey	NE/Codwell	Yes
32	2010	Freightliner	Tractor	1FUJA6CV4ADAN0384		\$37,700	Yes	M. Garsee	NE/Truck Driving	
33	2010	Nissan	Cube	JN8AZ2KR4AT167421	110-2964	\$17,253	Yes	M. Barrera	SW/Stafford	Yes
34	2010	Chev	Tahoe PPV	1GNMCAE05AR232198	111-1379	\$29,366	Yes	G. Cunnigham	System/Police	Yes
35	2010	Dodge	Charger	2B3AA4CT6AH181652	110-5841	\$21,633	Yes	G. Cunnigham	System/Police	Yes
36	2010	Dodge	Charger	2B3AA4CTOAH258211	110-5840	\$22,037	Yes	G. Cunnigham	System/Police (Total Loss)	Yes
37	2010	Longhorn 14	Trailer	5J2US141XAE009650	904-2852 EX	\$1,214	Yes	Tom Loesch	SW/Stafford	Cert of Ori



## HCC Auto Insurance Fleet

September 1, 2014 / 2015

Year	Make	Model	Vin#	License Plate	Cost/Stated Amt	Comp/Coll (\$500 Ded. Each)	Contact	College/Department	Cert. of Title	
38	2010	Wells Cargo	Trailer	1WC200R26A2065418	904-2806 EX	\$60,000	Yes	Daniel Ramirez	System/Mobile Go	Yes
39	2010	Dodge	Nitro	1D4PT2GK7AW102339	109-8192 EX	\$20,870	Yes	K. Hoyle	Inventory	Yes
40	2010	Dodge	Charger	2B3CA4CVXAH163374	109-6980	\$20,392	Yes	G. Cunnigham	System/Police	Yes
41	2010	Dodge	Charger	2B3CA4CV1AH163375	109-6979	\$20,392	Yes	G. Cunnigham	System/Police	Yes
42	2010	Dodge	Charger	2B3CA4CV3AH163376	109-6978	\$20,392	Yes	G. Cunnigham	System/Police	Yes
43	2010	Dodge	Charger	2B3CA4CV5AH163377	109-6977	\$20,392	Yes	G. Cunnigham	System/Police	Yes
44	2010	Dodge	Charger	2B3CA4CV7AH163378	109-6976	\$20,392	Yes	G. Cunnigham	System/Police	Yes
45	2010	Chev	Van	1GCUGADX8A1127911	109-8061	\$21,875	Yes	Toni Rao	System/HCCTV	Yes
46	2010	VMA/PAMU	Trailer	47ZWB2026AXO67166	903-8261	\$18,581	Yes	Tom Loesch	SW/Stafford	Yes
47	2009	Freightliner Ferrara Fire	Tractor	1FUJA6CV89LAF2409	117-7190	\$40,000	Yes	M. Garsee	NE/Truck Driving	
48	2009	Apparatus	FireTruck	44KFT42899WZ21522	La M0607-2	\$524,585	Yes	Rufus Summers	NE/Fire Technology	Cert of Ori
49	2009	Dodge	Charger	2B3LA43V39H537061	107-9892	\$21,529	Yes	G. Cunningham	System/Police/PSI	Yes
50	2009	Dodge	Charger	2B3LA43V59H537062	107-9893	\$21,529	Yes	G. Cunningham	System/Police	Yes
51	2009	PJ	Trailer	3CVU7122892133429	903-0159	\$2,255	Yes	J. Walker	System/Maintenance	Yes
52	2009	PJ	UT/Trailer	3CVU7122692132022	903-8265	Tir \$2,500 AC \$11,950	Yes	J. Walker	System/Maintenance	Yes
53	2009	Chev	Silverado PU	1GCJC73KX9F135496	107-6928	\$22,063	Yes	J. Walker	System/Maintenance	Yes
54	2009	Chev	Silverado PU	1GCJC73K59F136684	107-6929	\$22,063	Yes	J. Walker	System/Maintenance	Yes
55	2009	Dodge	Charger	2B3KA43VX9H578380	107-2224	\$19,013	Yes	G. Cunningham	System/Police (Total Loss)	Yes

# HCC Auto Insurance Fleet

September 1, 2014 / 2015

Year	Make	Model	Vin#	License Plate	Cost/Stated Amt	Comp/Coll (\$500 Ded. Each)	Contact	College/Department	Cert. of Title	
56	2009	Dodge	Charger	2B3KA43V49H582456	108-0121	\$19,013	Yes	J. Sessums	System/Police/PSI	Yes
57	2009	PJ	UT/Trailer	3CVU7122892130465	904-2965	T-\$2,500 AC-\$12,225	Yes	J. Walker	System/Maintenance	Yes
58	2008	Toyota	Prius	JTDK20U087718667	111-1378	\$18,679	Yes	Carl Clark	Northeast/Automotive Trg	Yes
59	2008	Triton	Trailer	4TCSU11278HW15882	903-0175	\$20,000 Plus \$22,590	Yes	Aballah Cherif	SW/Stafford	Cert of Ori
60	2008	Kohler	Trailer/Gen.	1W9SS112581294710	902-2865	T-\$6,000 G \$16,761	Yes	J. Walker	System/Maintenance	Cert of Ori
61	2008	Kohler	Trailer/Gen.	1W9SS112781294708	902-2864	T-\$6,000 G \$16,761	Yes	J. Walker	System/Maintenance	Cert of Ori
62	2008	Kohler	Trailer/Gen.	1W9SS112981294709	902-2866	T-\$6,000 G \$16,761	Yes	J. Walker	System/Maintenance	Cert of Ori
63	2008	Kohler	Trailer/Gen.	1W9SS112781294711	902-2867	T-\$6,000 G \$21,440	Yes	J. Walker	System/Maintenance	Cert of Ori
64	2008	Big Tex	Trailer	16VGX202X82616087	58Z-WWM	\$9,300	Yes	J. Walker	System/Maintenance	Yes
65	2008	GMC/NPR	Box Truck	4KDB4B1U98J800646	115-3790	\$34,504	Yes	J. Walker	System/Maintenance	Yes
66	2008	Dodge	Charger	2B3KA43G38H185837	1040-257	\$19,913	Yes	J. Sessums	System/Police/PSI	Yes
67	2008	Dodge	Charger	2B3KA43G58H185838	1040-258	\$19,913	Yes	G. Cunningham	System/Police	Yes
68	2007	International	Tractor	2HSCNAPR67C393957	114-3259	\$29,900	Yes	M. Garsee	NE/Truck Driving	Yes
69	2007	Big Tex	UT/Trailer	16VCX162972D83238	902-2953	\$9,934	Yes	J. Walker	System/Maintenance	Yes
70	2007	Mayko	Trailer	5407H1012800	N/A	\$62,501	Yes	J. Mays	NE/Fire Technology	n/a
71	2007	Chevrolet	G1500 Van	1GCFG15X671109908	93M-YP5	\$22,500	Yes	Cesar Villegas	Record Mgmt.	Yes
72	2007	Dodge	Charger	2B3KA43GX7H850604	100-7778	\$19,510	Yes	J. Sessums	System/Police/PSI	Yes
73	2007	Dodge	Charger	2B3KA43G87H771397	100-7130	\$19,513	Yes	J. Sessums	System/Police/PSI	Yes

## HCC Auto Insurance Fleet

September 1, 2014 / 2015

Year	Make	Model	Vin#	License Plate	Cost/Stated Amt	Comp/Coll (\$500 Ded. Each)	Contact	College/Department	Cert. of Title	
74	2007	Dodge	Charger	2B3KA43G67H771396	1007-002	\$19,513	Yes	J. Sessums	System/Police	Yes
75	2007	Pace	Trailer	47ZFB10157X048487	919-910	\$2,499	No	Ruffus Summers	NE/Fire Technology	Cert of Ori
76	2006	AT9500	Tractor	2FWJA3DE26AV97030	117-7189	\$15,000	Yes	M. Garsee	NE/Truck Driving	
77	2006	Kenworth	Tractor	1XKDD48X86R159856	118-0785	\$4,470	No	M. Garsee	NE/Truck Driving	Yes
78	2006	Freightliner	Tractor	1FUJA6CK16LW08210	115-3909	\$40,000	Yes	M. Garsee	NE/Truck Driving	Yes
79	2006	Freightliner	Tractor	1FUJA6DEX6LV42975	110-0154	\$25,000	Yes	M. Garsee	NE/Truck Driving	Yes
80	2006	Freightliner	Tractor	1FUJA6DE06LV42970	110-2153	\$25,000	Yes	M. Garsee	Northeast/Truck Driving	Yes
81	2006	Freightliner	Tractor	1EUJA6DE86LV42974	110-2152	\$25,000	Yes	M. Garsee	NE/Truck Driving	Yes
82	2006	Chev	Exp. Van	1GCGG29V661235283	219-109	\$17,448	Yes	Hoyle - Angela Secret	Transfer 9/16/13 System/Mail Center	Yes
83	2006	Toyota	Tacoma	5TENX22N06Z203811	237-529	\$16,631	Yes	Tom Loesch	SW/Biology	Yes
84	2006	Dodge	Charger	2B3KA43G26H360334	219-375	\$19,211	Yes	J. Sessums	System/Police	Yes
85	2006	Dodge	Charger	2B3KA43G46H360335	219-376	\$19,211	Yes	J. Sessums	System/Police	Yes
86	2006	Ford	F150	1FTRF12206KB38998	209-965	\$11,753	Yes	J. Walker	System/Maintenance	Yes
87	2006	Ford	F150	1FTRF12226KB38999	209-967	\$11,753	Yes	J. Walker	System/Maintenance	Yes
88	2006	Ford E150	Cargo Van	1FTRE14W96DA09097	217-830	\$13,902	Yes	J. Walker	System/Maintenance	Yes
89	2006	Ford E150	Cargo Van	1FTRE14W76DA09096	218-644	\$13,902	Yes	J. Walker	System/Maintenance	Yes
90	2006	Thrifty	Hauler/Trailer	16HGB24256K007918	918-116	\$10,118	No	Perry Dueit	Apprenticeship Operating Engineering	Yes
91	2005	Freightliner	Tractor	1FUJA6CK05PU99679	113-0728	\$30,000	Yes	M. Garsee	NE/Truck Driving	Yes
92	2005	Chevrolet	Silverado	1GCHC24275E111804	898-027	\$23,531	Yes	J. Walker	System/Maintenance	Yes

## HCC Auto Insurance Fleet

September 1, 2014 / 2015

Year	Make	Model	Vin#	License Plate	Cost/Stated Amt	Comp/Coll (\$500 Ded. Each)	Contact	College/Department	Cert. of Title	
93	2005	Monaco Knight	RV	1RF42464952033189	110-5708 EX	\$99,999	Yes	Diana Castillo/ Michael Edwards	Colman College	Yes
94	2005	Toyota	Pruis	JTDKB22U853116177	209-969	\$20,445	Yes	J. Walker	System/Perez	Yes
95	2005	Toyota	Pruis	JTDKB22U853115756	209-966	\$20,445	Yes	J. Walker	System/Gates	Yes
96	2005	Toyota	Pruis	JTDKB22U853115532	209-968	\$20,445	Yes	J. Walker	System/Jesse	Yes
97	2004	Freightliner	Tractor	1FUJA9AS14LM59699	113-0727	\$25,000	Yes	M. Garsee	NE/Truck Driving	Yes
98	2004	Ford	F 150 P/U	2FTRF17244CA00259	862-717	\$12,400	Yes	Jackie Swindle	System/Building Operation	Yes
99	2004	Ford	Van	1FBSS31L84HA56504	883-067	\$18,752	Yes	Ken Hoyle	System/Mailcenter	Yes
	2004	Ford			<b>Progressive</b>	<b>Passenger Van Coverage</b>				
100	2003	Utility	Trailer (Van)	1UYVS25393P018962	905-9912	\$5,000	Yes	M. Garsee	NE/Truck Driving	
101	2003	Great Dane	Trailer	1GRAA06283T500720	903-8320	\$15,000	Yes	M. Garsee	NE/Truck Driving	Yes
102	2003	Great Dane	Trailer	1GRAA06213T500722	903-8322	\$15,000	Yes	M. Garsee	NE/Truck Driving	Yes
103	2003	Ford	F 150 P/U	2FTRF17233CB15885	862-716	\$12,400	Yes	Billy Sosa	System/Safety	Yes
104	2002	Ford	Crew Cab	1FDWW32S82EB99132	831-775	\$28,860	Yes	Ken Hoyle	System/Carpenter	Yes
105	2002	Jeep	Gr.Cherokee	1J4GW58N32C230685	S76-LLC	\$27,122	Yes	Ken Hoyle	System/Mailcenter	Yes
106	2002	Sloan	Trailer	49WFD182225000316	806-724	\$2,850	Yes	Carl Clark	Northeast/Automotive Trg	lost title
107	2001	Frehauf	Trailer	1JJV482F61F768906	901-3880	\$15,000	Yes	M. Garsee	NE/Truck Driving Trailer belongs to Alvin CC	n/a
108	2001	Chevrolet	Cargo	1GCDM19W51B139839	813-543	\$18,757	Yes	Ken Hoyle	System/Mailcenter	Yes
109	2001	Chevrolet	Cargo	1GCDM19W31B139838	813-544	\$18,757	Yes	Ken Hoyle	System/Mailcenter	Yes
110	2001	Chevrolet	Passenger	1GNDM19W41B136454	813-542	\$20,710	Yes	Ken Hoyle	System/Mailcenter	Yes
111	2001	Ford	Van	1FTNE24LX1HA70986	6GX-Y20	\$19,131	Yes	Larry Mers	Southwest/TICS	Yes

## HCC Auto Insurance Fleet

September 1, 2014 / 2015

Year	Make	Model	Vin#	License Plate	Cost/Stated Amt	Comp/Coll (\$500 Ded. Each)	Contact	College/Department	Cert. of Title	
112	2001	TX Bragg	Trailer	1F023B000027769	999-020	\$640	Yes	Abe Bryant	Northeast/Codwell	
113	2000	Trailmobile	Trailer	1PT01JAH4Y8003374	903-7192	\$5,600	Yes	M. Garsee	NE/Truck Driving	Yes
114	2000	Trailmobile	Trailer	1PT01JAH7Y8003434	903-7193	\$5,600	Yes	M. Garsee	NE/Truck Driving	Yes
115	2000	Trailmobile	Trailer	1PT01JAH6Y8003439	903-7194	\$5,600	Yes	M. Garsee	NE/Truck Driving	Yes
116	2000	Pace	Trailer	47ZWB2428YX008222	900-1140	\$8,200	No	Carl Clark	NE/Truck Driving	Yes
117	1999	Great Dane	Trailer	1GRAA0629XB039748	903-8321	\$15,000	Yes	M. Garsee	NE/Truck Driving	Yes
118	1999	Freightliner	Tractor	1FUY3MDB7XPA32275	911-537	\$20,000	Yes	M. Garsee	NE/Truck Driving	Yes
119	1999	Volvo	Tractor	4VG7DEJF1XN790853	920-238	\$17,850	Yes	M. Garsee	NE/Truck Driving	Yes
120	1999	Volvo	Tractor	4VG7DEJFXXN790849	920-239	\$17,850	Yes	M. Garsee	Northeast/Truck Driving	Yes
121	1998	Ford	Ranger	1FTYR14U5WPB52903	120-8633	\$14,685	Yes	Billy Sosa	System/Safety	Yes
122	1998	Ford	Windstar	2FMZA51U4WBD81065	120-8631	\$18,952	Yes	Annette Hearn	District/IT Support Svs	Yes
123	1997	Saulsburg	FireTruck	457CT109XVC023511		\$65,000	Yes	John Mays	NE/Fire Technology	
124	1997	Freightliner	Tractor	1FUY3MDB3VL778949	907-478	\$13,500	Yes	M. Garsee	NE/Truck Driving	Yes
125	1996	Ford	Econ. Van	1FTEE14Y7THA35346	693-374	\$16,099	Yes	Mary Bain	Northeast/Natural Sci.	Yes
126	1996	Freightliner	Tractor	2FUY3MCB1TA873336	994-899	\$20,000	Yes	M. Garsee	NE/Truck Driving	Yes
127	1996	Freightliner	Tractor	2FUY3MCB9TA873276	994-900	\$20,000	Yes	M. Garsee	NE/Truck Driving	Yes
128	1996	Freightliner	Tractor	1FUY3MDB1TP627162	837-258	\$12,250	Yes	M. Garsee	NE/Truck Driving	Yes
129	1996	Freightliner	Tractor	1FUY3MDBXTP627161	837-259	\$11,750	Yes	M. Garsee	NE/Truck Driving	Yes
130	1996	Freightliner	Tractor	1FUY3MDB7TP854971	847-947	\$15,000	Yes	M. Garsee	NE/Truck Driving	Yes
131	1996	FRHT	Tractor	1FUY3MCBOTH854886	851-723	\$15,000	Yes	M. Garsee	NE/Truck Driving	Yes

# HCC Auto Insurance Fleet

September 1, 2014 / 2015

Year	Make	Model	Vin#	License Plate	Cost/Stated Amt	Comp/Coll (\$500 Ded. Each)	Contact	College/Department	Cert. of Title	
132	1996	INTL	Bus	1HVBBABNOTH386789	847-945	\$20,000	Yes	M. Garsee	NE/Truck Driving	Yes
133	1996	Volvo	Tractor	4V4WDBJF4TN370602	907-480	\$13,500	Yes	M. Garsee	NE/Truck Driving	Yes
134	1996	Volvo	Tractor	4V4WDBJH0TN710106	908-997	\$13,500	Yes	M. Garsee	NE/Truck Driving	Yes
135	1996	Volvo	Tractor	4V4WDBJF8TN710207	908-999	\$13,500	Yes	M. Garsee	NE/Truck Driving	Yes
136	1995	Freightliner	Tractor	1FUDCYBOSP425056	995-491	\$50,000	Yes	M. Garsee	NE/Truck Driving	Yes
137	1995	Freightliner	Tractor	1FUYDCYB2SP425057	995-489	\$50,000	Yes	M. Garsee	NE/Truck Driving	Yes
138	1995	Freightliner	Tractor	1FUYDCYB4SP425058	995-488	\$17,500	Yes	M. Garsee	NE/Truck Driving	Yes
139	1995	Freightliner	Tractor	1FUYDDYB8SP854631	995-490	\$17,500	Yes	M. Garsee	NE/Truck Driving	Yes
140	1995	Great Dane	Trailer	1GRAA9624SB097103	911-538	\$4,000	Yes	M. Garsee	NE/Truck Driving	Yes
141	1993	Goosenec	Trailer	16GCA5T19PB095003	971-265	\$1,288	Yes	J. Sessums	NE/Codwell	Yes
142	1993	Chevrolet	Van	1GCCM15XPB223546	644-480	\$15,001	No	Ken Hoyle	System/Mailcenter	Yes
143	1993	Freightliner	Tractor	1FUY3LYB9PP493754	994-898	\$20,000	Yes	M. Garsee	NE/Truck Driving	Yes
144	1991	Blue Bird	Bus	1BAAGCSA9MF041392	847-946	\$20,000	Yes	M. Garsee	NE/Truck Driving	Yes
145	1990	Chevrolet	3/4T Pickup	2GCGC29K9L1167617	574-667	\$16,535	No	Carl Clark	Northeast/Automotive Trg	Yes
146	1990	Chevrolet	HD Van	2GCGG35K3L4112434	571-324	\$12,500	Yes	M. Garsee	NE/Truck Driving	Yes
147	1990	Chevrolet	Stake Bed	1GBHC34K9LE216660	120-8632	\$16,467	No	Ken Hoyle	System/Carpenter	Yes
148	1989	Bar-Bel	Trailer	1B9BFE1B7DB101474	LP-904-2960	\$25,000	Yes	M. Garsee	NE/Truck Driving	waiting for title
149	1988	Fru	Trailer	1H2V04821JF016514	908-996	\$1,750	Yes	M. Garsee	NE/Truck Driving	Yes
150	1988	G Dane	Trailer	1GRAA9022JS106601	991-967	\$5,000	Yes	M. Garsee	NE/Truck Driving	Yes
151	1987	Freightliner	Tractor	1FUYYSYB2HP295742	973-048	17,500	No	M. Garsee	NE/Truck Driving	Yes

## HCC Auto Insurance Fleet

September 1, 2014 / 2015

Year	Make	Model	Vin#	License Plate	Cost/Stated Amt	Comp/Coll (\$500 Ded. Each)	Contact	College/Department	Cert. of Title	
152	1987	Fru	Trailer	13N2V04820H028517	908-998	\$3,000	Yes	M. Garsee	NE/Truck Driving	Yes
153	1985	Chevrolet	Z-28	1G1FP87F4FL452631	693-375		No	Carl Clark	NE/Truck Driving	Yes
154	1985	Freightliner	Tractor	1FUEYBYB5FH262972	972-647	\$17,500	No	M. Garsee	NE/Truck Driving	Yes
155	1985	Freightliner	Tractor	1FUEYCYB4FH264038	974-174	\$17,500	No	Carl Clark	NE/Truck Driving	Yes
156	1985	GMC	Tractor	1GDM9C1W9FV501097	945-718	10,000	No	M. Garsee	NE/Truck Driving	Yes
157	1985	Iveco	M.H.	ZCFHL5255F1600055	775-545		Yes	Toni Rao	System/HCCTV	Yes
158	1985	Trailermobile	Mobile Van	1PT01FAH4F9002178	945-719	\$5,000	Yes	M. Garsee	NE/Truck Driving	Yes
159	1984	Brae	Trailer	1B01A4524ES115130	748-249	\$5,000	Yes	M. Garsee	NE/Truck Driving	Yes
160	1984	Budd	Trailer	1BK10VA23EE210724	748-250	\$5,000	Yes	M. Garsee	NE/Truck Driving	Yes
161	1984	Chevrolet	Flatbed	1GBHC34M2EV105209	444-217	\$10,965	No	Carl Clark	Northeast/Automotive Trg	Yes
162	1984	Ford	Tanker	1FDXR70U8EVA25900	847-944	\$8,000	Yes	M. Garsee	NE/Truck Driving	Yes
163	1984	Mill	Trailer	T1452EB804349	981-256	\$5,000	Yes	M. Garsee	NE/Truck Driving	Yes
164	1984	Mill	Trailer	1MLT14520EB758242	981-257	\$5,000	Yes	M. Garsee	NE/Truck Driving	Yes
165	1983	Budd	Trailer	1BK10V920DE206956	994-499	\$5,000	Yes	M. Garsee	NE/Truck Driving	Yes
166	1983	Great Dane	Trailer	1GRAC9029DS029806	994-504	\$5,000	No	M. Garsee	NE/Truck Driving	Yes
167	1983	Great Dane	Trailer	1GRAA9022DB005725	994-503	\$5,000	No	M. Garsee	NE/Truck Driving	Yes
168	1982	Great Dane	Trailer	1GRAA9027CS065756	994-500	\$5,000	Yes	M. Garsee	NE/Truck Driving	Yes
169	1981	Hobbs	Van	1H5V0271XBM001744	981-255	\$5,000	No	M. Garsee	NE/Truck Driving	Yes
170	1981	Utility	Trailer	8T15781007	994-502	\$5,000	Yes	M. Garsee	NE/Truck Driving	Yes
171	1981	Utility	Trailer	8T15781002	994-498	\$5,000	Yes	M. Garsee	NE/Truck Driving	Yes
172	1980	UTL	Trailer	8T05398015	994-501	\$5,000	Yes	M. Garsee	NE/Truck Driving	Yes

## HCC Auto Insurance Fleet

September 1, 2014 / 2015

Year	Make	Model	Vin#	License Plate	Cost/Stated Amt	Comp/Coll (\$500 Ded. Each)	Contact	College/Department	Cert. of Title		
173	1979	Raven		Trailer	79896	973-738	\$5,000	Yes	M. Garsee	NE/Truck Driving	Yes
174	1978	Arco		Tanker	5464	977-110	\$5,000	No	M. Garsee	NE/Truck Driving	Yes
175	1978	UL		30' Trailer	3197CDV6756	973-737	\$5,000	No	M. Garsee	NE/Truck Driving	Yes
176	1977	Trailmobile		Tractor	P95451	978-503	\$5,000	No	M. Garsee	NE/Truck Driving	Yes
177	1977	Trailmobile		Trailer	P64285	973-739	\$5,000	No	M. Garsee	NE/Truck Driving	Yes
178	1976	Fruehauf		Trailer	MAX495036	902-052	\$5,000	No	M. Garsee	NE/Truck Driving	Yes

Revised 8/6/14



**Exhibit V:**  
**Loss Information for Automobile**



# Loss History

Loss Valuation Date: 05/16/2015

The policy information below has been updated within the past 30 days.

## Account Summary

South Texas Louisiana Region

**Insured:** HOUSTON COMMUNITY COLLEGE SYST  
PO BOX 667517  
HOUSTON, TX 77266-7517

**Agency:** HARCO INSURANCE SERVICES INC  
10777 NORTHWEST FWY STE 700  
HOUSTON, TX 770927313

Code: 3222626

Line Of Business	Prefix	Policy Number	Policy Term	Number of Claims	Net Paid Losses	Current Reserves	Paid + Reserves	Allocated Expenses	Total
Business Auto	BA	8875453	09/01/2014 - 09/01/2015	8	\$16,643	\$11,001	\$27,644	\$0	\$27,644
			09/01/2013 - 09/01/2014	1	\$2,474	\$0	\$2,474	\$0	\$2,474
			09/01/2012 - 09/01/2013	10	\$39,037	\$1,500	\$40,537	\$0	\$40,537
			10/01/2011 - 09/01/2012	5	\$12,993	\$0	\$12,993	\$0	\$12,993
ALL YEARS				24	\$71,147	\$12,501	\$83,648	\$0	\$83,648
BA TOTAL				24	\$71,147	\$12,501	\$83,648	\$0	\$83,648
GRAND TOTAL				24	\$71,147	\$12,501	\$83,648	\$0	\$83,648

This report is intended for informational purposes only, is subject to changes, and shall not be construed as an admission of liability. Reserve information is revealed only as a recognition of a potential exposure and does not necessarily represent the value of a claim or a decision that the claim should or will be paid.

Note: This report may not reflect recent claim payment transactions (up to 30 days) due to the bulk processing of multiple payments to like payees.

NOTE: If a policy was previously written with Safeco Insurance, the policy's complete loss history will not be available on this report. To obtain the claims history while a policy was written with Safeco, you must access the Loss Runs tool on [www.safeconow.com](http://www.safeconow.com).

# Loss History

Loss Valuation Date: 05/16/2015  
 The policy information below has been updated within the past 30 days.

## Account Detail

South Texas Louisiana Region

**Insured:** HOUSTON COMMUNITY COLLEGE SYST  
 PO BOX 667517  
 HOUSTON, TX 77266-7517

**Agency:** HARCO INSURANCE SERVICES INC  
 10777 NORTHWEST FWY STE 700  
 HOUSTON, TX 770927313

**Code:** 3222626

Claim Number	Loss Date	Date Received	Location/ Bldg/Veh Number	Actual Paid Losses	Recovery Amount	Net Paid Losses	Current Reserves	Paid + Reserves	Allocated Expenses	Total	Claim Status
Claimant Name or Coverage Type			Risk State	Description of Loss							

**Policy Number:** BA 8875453

**Policy Term:** 09/01/2014 - 09/01/2015

205508960	05/13/2015	05/13/2015	1 / 157	\$0	\$0	\$0	\$1	\$1	\$0	\$1	O
HOUSTON COMMUNITY COLLEGE SYSTEM			INSURED DRIVER DROVE THROUGH WATER AND FLOODED THE VEHICLE								
005499400	02/25/2015	03/13/2015	0	\$0	\$0	\$0	\$0	\$0	\$0	\$0	C
			PER CLAIMANT S INSURED, THEIR INSURED WAS CHANGING LANES AND MOVED INTO IV LANE HITTING INSURED VEHICLE								
005499400	02/25/2015	03/13/2015	0	\$0	\$0	\$0	\$0	\$0	\$0	\$0	C
HOUSTON COMMUNITY COLLEGE SYSTEM			PER CLAIMANT S INSURED, THEIR INSURED WAS CHANGING LANES AND MOVED INTO IV LANE HITTING INSURED VEHICLE								
105484250	02/18/2015	02/25/2015	1 / 157	\$1,308	\$0	\$1,308	\$0	\$1,308	\$0	\$1,308	C
HOUSTON COMMUNITY COLLEGE SYSTEM			INSURED DRIVER HIT A POLE WHILE ATTEMPTING TO BACK OUT.								
705475540	01/20/2015	01/21/2015	1 / 155	\$433	\$0	\$433	\$0	\$433	\$0	\$433	O
HOUSTON COMMUNITY COLLEGE SYSTEM			UNIT 2 PROPERLY PARKED FACING SOUTH IN PAKING LOT UNIT L APPROACHED FROM NORTH AND HIT UNIT 2 ON P/S REAR DOOR & REAR FENDER.S								
705475540	01/20/2015	01/21/2015	1 / 171	\$358	\$0	\$358	\$0	\$358	\$0	\$358	O
HOUSTON COMMUNITY COLLEGE SYSTEM			UNIT 2 PROPERLY PARKED FACING SOUTH IN PAKING LOT UNIT L APPROACHED FROM NORTH AND HIT UNIT 2 ON P/S REAR DOOR & REAR FENDER.S								
505475500	12/13/2014	01/07/2015	1 / 167	\$678	\$0	\$678	\$0	\$678	\$0	\$678	C
HOUSTON COMMUNITY COLLEGE SYSTEM			INSURED DRIVER WAS REAR ENDED BY THE CLAIMANT								
605462360	12/06/2014	12/17/2014	1 / 95	\$0	\$0	\$0	\$11,000	\$11,000	\$0	\$11,000	O
HOUSTON COMMUNITY COLLEGE SYSTEM			INSURED DRIVER WAS REAR ENDED BY THE CLAIMANT								
305450420	09/24/2014	10/29/2014	1 / 7	\$0	\$0	\$0	\$0	\$0	\$0	\$0	C
HOUSTON COMMUNITY COLLEGE SYSTEM			HIT & RUN: CLAIMANT WAS AGRESSIVE AND THREW SOMETHING OUT HER WINDOW HITTING D/S DOOR GOT MAD AND SWIPED THE P/S FRONT FENDER OF THE INSURE								

This report is intended for informational purposes only, is subject to changes, and shall not be construed as an admission of liability. Reserve information is revealed only as a recognition of a potential exposure and does not necessarily represent the value of a claim or a decision that the claim should or will be paid.

Note: This report may not reflect recent claim payment transactions (up to 30 days) due to the bulk processing of multiple payments to like payees.

NOTE: If a policy was previously written with Safeco Insurance, the policy's complete loss history will not be available on this report. To obtain the claims history while a policy was written with Safeco, you must access the Loss Runs tool on [www.safeconow.com](http://www.safeconow.com).



# Loss History

Loss Valuation Date: 05/16/2015  
 The policy information below has been updated within the past 30 days.

## Account Detail

South Texas Louisiana Region

**Insured:** HOUSTON COMMUNITY COLLEGE SYST  
 PO BOX 667517  
 HOUSTON, TX 77266-7517

**Agency:** HARCO INSURANCE SERVICES INC  
 10777 NORTHWEST FWY STE 700  
 HOUSTON, TX 770927313

**Code:** 3222626

Claim Number	Loss Date	Date Received	Location/ Bldg/Veh Number	Actual Paid Losses	Recovery Amount	Net Paid Losses	Current Reserves	Paid + Reserves	Allocated Expenses	Total	Claim Status
Claimant Name or Coverage Type			Risk State	Description of Loss							
505446250	09/16/2014	10/08/2014	1 / 129	\$15,446	-\$1,580	\$13,866	\$0	\$13,866	\$0	\$13,866	O
HOUSTON COMMUNITY COLLEGE SYSTEM				INSURED VEHICLE GOT FLOODED DURING RAIN STORM							
<b>TOTAL</b>				<b>\$18,223</b>	<b>-\$1,580</b>	<b>\$16,643</b>	<b>\$11,001</b>	<b>\$27,644</b>	<b>\$0</b>	<b>\$27,644</b>	

**Policy Number:** BA 8875453

**Policy Term:** 09/01/2013 - 09/01/2014

305347200	01/21/2014	01/21/2014	1 / 102	\$2,474	\$0	\$2,474	\$0	\$2,474	\$0	\$2,474	C
			ID:	2009 CHEV SILVERADO VIN: 135496 INSD DID NOT SEE CV ALREADY BACKED OUT OF							
			P/S AND								
<b>TOTAL</b>				<b>\$2,474</b>	<b>\$0</b>	<b>\$2,474</b>	<b>\$0</b>	<b>\$2,474</b>	<b>\$0</b>	<b>\$2,474</b>	

**Policy Number:** BA 8875453

**Policy Term:** 09/01/2012 - 09/01/2013

505254040	08/04/2013	08/14/2013	1 / 151	\$1,192	\$0	\$1,192	\$0	\$1,192	\$0	\$1,192	C
HOUSTON COMMUNITY COLLEGE SYSTEM				THEFT OF TIRES FROM 6 VEHICLES.							
505254040	08/04/2013	08/14/2013	1 / 36	\$1,192	\$0	\$1,192	\$0	\$1,192	\$0	\$1,192	C
HOUSTON COMMUNITY COLLEGE SYSTEM				THEFT OF TIRES FROM 6 VEHICLES.							
505254040	08/04/2013	08/14/2013	1 / 34	\$1,192	\$0	\$1,192	\$0	\$1,192	\$0	\$1,192	C
HOUSTON COMMUNITY COLLEGE SYSTEM				THEFT OF TIRES FROM 6 VEHICLES.							
505254040	08/04/2013	08/14/2013	1 / 39	\$1,192	\$0	\$1,192	\$0	\$1,192	\$0	\$1,192	C
HOUSTON COMMUNITY COLLEGE SYSTEM				THEFT OF TIRES FROM 6 VEHICLES.							
505254040	08/04/2013	08/14/2013	1 / 88	\$1,192	\$0	\$1,192	\$0	\$1,192	\$0	\$1,192	C
HOUSTON COMMUNITY COLLEGE SYSTEM				THEFT OF TIRES FROM 6 VEHICLES.							

This report is intended for informational purposes only, is subject to changes, and shall not be construed as an admission of liability. Reserve information is revealed only as a recognition of a potential exposure and does not necessarily represent the value of a claim or a decision that the claim should or will be paid.

Note: This report may not reflect recent claim payment transactions (up to 30 days) due to the bulk processing of multiple payments to like payees.

NOTE: If a policy was previously written with Safeco Insurance, the policy's complete loss history will not be available on this report. To obtain the claims history while a policy was written with Safeco, you must access the Loss Runs tool on [www.safeconow.com](http://www.safeconow.com).

# Loss History

Loss Valuation Date: 05/16/2015  
The policy information below has been updated within the past 30 days.

## Account Detail

South Texas Louisiana Region

**Insured:** HOUSTON COMMUNITY COLLEGE SYST  
PO BOX 667517  
HOUSTON, TX 77266-7517

**Agency:** HARCO INSURANCE SERVICES INC  
10777 NORTHWEST FWY STE 700  
HOUSTON, TX 770927313

**Code:** 3222626

Claim Number	Loss Date	Date Received	Location/ Bldg/Veh Number	Actual Paid Losses	Recovery Amount	Net Paid Losses	Current Reserves	Paid + Reserves	Allocated Expenses	Total	Claim Status
Claimant Name or Coverage Type			Risk State	Description of Loss							

505254040	08/04/2013	08/14/2013	1 / 89	\$1,192	\$0	\$1,192	\$0	\$1,192	\$0	\$1,192	C
HOUSTON COMMUNITY COLLEGE SYSTEM			THEFT OF TIRES FROM 6 VEHICLES.								
705254600	08/02/2013	08/08/2013	1 / 108	\$276	\$0	\$276	\$0	\$276	\$0	\$276	O
			ID:	2009 DODGE CHARGER VIN: 537061 IV R/E CV.							
705254600	08/02/2013	08/08/2013	1 / 108	\$927	\$0	\$927	\$0	\$927	\$0	\$927	O
HOUSTON COMMUNITY COLLEGE SYSTEM			ID:	2009 DODGE CHARGER VIN: 537061 IV R/E CV.							
705254600	08/02/2013	08/08/2013	1 / 108	\$0	\$0	\$0	\$1,500	\$1,500	\$0	\$1,500	O
			ID:	2009 DODGE CHARGER VIN: 537061 IV R/E CV.							
705254600	08/02/2013	08/08/2013	1 / 108	\$0	\$0	\$0	\$0	\$0	\$0	\$0	O
			ID:	2009 DODGE CHARGER VIN: 537061 IV R/E CV.							
805233870	06/20/2013	07/17/2013	1 / 6	\$1,145	\$0	\$1,145	\$0	\$1,145	\$0	\$1,145	C
HOUSTON COMMUNITY COLLEGE SYSTEM			ID:	PARKED 2006 FORD E150 VIN: A09096 IV STRUCK BY UNK WHILE PARKED/UNOCCUPIED AT LOADIN							
205207420	05/18/2013	05/22/2013	0	\$0	\$0	\$0	\$0	\$0	\$0	\$0	C
			ID:	2007 DODGE CHARGER H830630 VI R/E V2							
205207420	05/18/2013	05/22/2013	0	\$0	\$0	\$0	\$0	\$0	\$0	\$0	C
			ID:	2007 DODGE CHARGER H830630 VI R/E V2							
205126490	01/29/2013	01/30/2013	1 / 8	\$2,703	\$0	\$2,703	\$0	\$2,703	\$0	\$2,703	C
			ID:	2006 FORD F-150 VIN: KB38999 INSD BACKED INTO PARKED/UNOCCUPIED CV							
505148550	01/28/2013	02/21/2013	1 / 119	\$1,970	\$0	\$1,970	\$0	\$1,970	\$0	\$1,970	C
HOUSTON COMMUNITY COLLEGE SYSTEM			ID:	2010 DODGE CHARGER VIN: 163378 INSD BACKED INTO POST IN PKG LOT.							
805124100	01/09/2013	01/16/2013	1 / 129	\$643	\$0	\$643	\$0	\$643	\$0	\$643	C
			ID:	2006 FREIGHTLINER VIN: V42970 IV REVERSED INTO FRONT OF CV BEHIND.							

This report is intended for informational purposes only, is subject to changes, and shall not be construed as an admission of liability. Reserve information is revealed only as a recognition of a potential exposure and does not necessarily represent the value of a claim or a decision that the claim should or will be paid.

Note: This report may not reflect recent claim payment transactions (up to 30 days) due to the bulk processing of multiple payments to like payees.

NOTE: If a policy was previously written with Safeco Insurance, the policy's complete loss history will not be available on this report. To obtain the claims history while a policy was written with Safeco, you must access the Loss Runs tool on [www.safeconow.com](http://www.safeconow.com).



# Loss History

Loss Valuation Date: 05/16/2015  
 The policy information below has been updated within the past 30 days.

## Account Detail

South Texas Louisiana Region

**Insured:** HOUSTON COMMUNITY COLLEGE SYST  
 PO BOX 667517  
 HOUSTON, TX 77266-7517

**Agency:** HARCO INSURANCE SERVICES INC  
 10777 NORTHWEST FWY STE 700  
 HOUSTON, TX 770927313

**Code:** 3222626

Claim Number	Loss Date	Date Received	Location/ Bldg/Veh Number	Actual Paid Losses	Recovery Amount	Net Paid Losses	Current Reserves	Paid + Reserves	Allocated Expenses	Total	Claim Status
Claimant Name or Coverage Type			Risk State	Description of Loss							

505096410	11/19/2012	12/05/2012	1 / 93	\$614	-\$614	\$0	\$0	\$0	\$0	\$0	C
HOUSTON COMMUNITY COLLEGE SYSTEM				2008 DODGE CHARGER VIN: 185837 IV STRUCK BY CV PULLING OUT OF PKG							
005093010	11/17/2012	12/05/2012	1 / 126	\$3,536	\$0	\$3,536	\$0	\$3,536	\$0	\$3,536	C
HOUSTON COMMUNITY COLLEGE SYSTEM				2005 MONACO RV VIN: 2033189 INSD ATTEMPTING TO BACK OUT OF VERY TIGHT							
005093010	11/17/2012	12/05/2012	1 / 126	\$1,030	\$0	\$1,030	\$0	\$1,030	\$0	\$1,030	C
UNITED ALLIANCE CAR WRAP				2005 MONACO RV VIN: 2033189 INSD ATTEMPTING TO BACK OUT OF VERY TIGHT							
805084430	11/08/2012	11/26/2012	1 / 105	\$5,400	\$0	\$5,400	\$0	\$5,400	\$0	\$5,400	C
			ID:	2009 DODGE CHARGER VIN: 578379 INSD REAR-ENDED CV.							
805084430	11/08/2012	11/26/2012	1 / 105	\$3,311	\$0	\$3,311	\$0	\$3,311	\$0	\$3,311	C
				2009 DODGE CHARGER VIN: 578379 INSD REAR-ENDED CV.							
805084430	11/08/2012	11/26/2012	1 / 105	\$12,835	-\$1,892	\$10,943	\$0	\$10,943	\$0	\$10,943	C
HOUSTON COMMUNITY COLLEGE SYSTEM				2009 DODGE CHARGER VIN: 578379 INSD REAR-ENDED CV.							
<b>TOTAL</b>				<b>\$41,543</b>	<b>-\$2,506</b>	<b>\$39,037</b>	<b>\$1,500</b>	<b>\$40,537</b>	<b>\$0</b>	<b>\$40,537</b>	

**Policy Number:** BA 8875453 **Policy Term:** 10/01/2011 - 09/01/2012

004812110	02/22/2012	04/27/2012	1 / 149	\$573	\$0	\$573	\$0	\$573	\$0	\$573	C
HOUSTON COMMUNITY COLLEGE SYSTEM				IV HIT BY UNK WHILE PARKED. 2010 CHEV TAHOE VIN: 232198							
604747480	02/14/2012	02/15/2012	1 / 131	\$0	\$0	\$0	\$0	\$0	\$0	\$0	C
HOUSTON COMMUNITY COLLEGE SYSTEM			ID:	VIN: 163376 INSD PULLING OUT OF PKG LOT AND STRUCK RT REAR OF							
604747480	02/14/2012	02/15/2012	1 / 131	\$3,118	\$0	\$3,118	\$0	\$3,118	\$0	\$3,118	C
				VIN: 163376 INSD PULLING OUT OF PKG LOT AND STRUCK RT REAR OF							

This report is intended for informational purposes only, is subject to changes, and shall not be construed as an admission of liability. Reserve information is revealed only as a recognition of a potential exposure and does not necessarily represent the value of a claim or a decision that the claim should or will be paid.

Note: This report may not reflect recent claim payment transactions (up to 30 days) due to the bulk processing of multiple payments to like payees.

NOTE: If a policy was previously written with Safeco Insurance, the policy's complete loss history will not be available on this report. To obtain the claims history while a policy was written with Safeco, you must access the Loss Runs tool on [www.safecoonow.com](http://www.safecoonow.com).

# Loss History

Loss Valuation Date: 05/16/2015

The policy information below has been updated within the past 30 days.

## Account Detail

South Texas Louisiana Region

**Insured:** HOUSTON COMMUNITY COLLEGE SYST  
PO BOX 667517  
HOUSTON, TX 77266-7517

**Agency:** HARCO INSURANCE SERVICES INC  
10777 NORTHWEST FWY STE 700  
HOUSTON, TX 770927313

**Code:** 3222626

Claim Number	Loss Date	Date Received	Location/ Bldg/Veh Number	Actual Paid Losses	Recovery Amount	Net Paid Losses	Current Reserves	Paid + Reserves	Allocated Expenses	Total	Claim Status
Claimant Name or Coverage Type			Risk State	Description of Loss							
004725050	01/09/2012	01/19/2012	1 / 132	\$7,641	\$0	\$7,641	\$0	\$7,641	\$0	\$7,641	C
HOUSTON COMMUNITY COLLEGE SYSTEM				VIN: 163377 INSD OFFICER RESPONDING TO CALL AT CAMPUS AND DROV							
504710040	01/03/2012	01/06/2012	1 / 134	\$1,365	\$0	\$1,365	\$0	\$1,365	\$0	\$1,365	C
HOUSTON COMMUNITY COLLEGE SYSTEM				ID: PARKED IV VIN: 127911 VANDALIZED WHILE PARKED.							
904651740	10/28/2011	11/04/2011	1 / 107	\$296	\$0	\$296	\$0	\$296	\$0	\$296	C
HOUSTON COMMUNITY COLLEGE RISK MANAGEMENT DEPT				98 DODGE CHARGER VIN 185837 IV R/E OV							
904651740	10/28/2011	11/04/2011	1 / 107	\$0	\$0	\$0	\$0	\$0	\$0	\$0	C
				DODGE CHARGER VIN 185837 IV R/E OV							
<b>TOTAL</b>				<b>\$12,993</b>	<b>\$0</b>	<b>\$12,993</b>	<b>\$0</b>	<b>\$12,993</b>	<b>\$0</b>	<b>\$12,993</b>	
<b>GRAND TOTAL</b>				<b>\$75,233</b>	<b>-\$4,086</b>	<b>\$71,147</b>	<b>\$12,501</b>	<b>\$83,648</b>	<b>\$0</b>	<b>\$83,648</b>	

This report is intended for informational purposes only, is subject to changes, and shall not be construed as an admission of liability. Reserve information is revealed only as a recognition of a potential exposure and does not necessarily represent the value of a claim or a decision that the claim should or will be paid.

Note: This report may not reflect recent claim payment transactions (up to 30 days) due to the bulk processing of multiple payments to like payees.

NOTE: If a policy was previously written with Safeco Insurance, the policy's complete loss history will not be available on this report. To obtain the claims history while a policy was written with Safeco, you must access the Loss Runs tool on [www.safeconow.com](http://www.safeconow.com).

**Exhibit W:**

**Loss Information for Storage Tank Liability**





# Agent Loss Run Report

Policy Number	G24727002	Policy Term	09/01/2012 - 09/01/2013
Insured Name	Houston Community College		
Division	S - ACE RISK MGMT/ACE CAS RISK	PAC	TKS - TANKSAFE
Master/Subsidiary Producer	225114 - CARE PROVIDERS INSURANCE SERVICES LLC	MCC	0130000 - Environmental

BCO			Adjuster												
Claim			Supervisor												
			Plant / Div Location Cd												
Sub Ltr	Occurrence ID	Proc AIM	Event Date	Made Date	Report Date	Close Date	Reopen Date	State	Desc	Claimant	Status	Gross Paid Loss	Gross Paid Expense	Gross Outstanding	Gross Incurred Loss
												\$0	\$0	*	*
Subtotal												\$0	\$0	*	*

**Exhibit X:**  
**Loss Information for Accident  
Programs**



***Houston Community College***  
Field Trip Coverage  
Premium and Loss History Updated through 05/31/2015

<b>Policy Year</b>	<b>Gross Premium</b>	<b>Paid Claims</b>	<b>Loss Ratio</b>
2007-2008	\$ 6,695.00	\$ -	0%
2008-2009	\$ 9,618.00	\$ -	0%
2009-2010	\$ 11,501.00	\$ -	0%
2010-2011	\$ 10,997.00	\$ -	0%
2011-2012	\$ 18,466.00	\$ -	0%
2012-2013	\$ 16,975.00	\$ -	0%
2013-2014	\$ 9,814.00	\$ -	0%
2014-2015	\$ 13,586.00	\$ -	0%

Group Special Risk Admin Systems  
Houston Community College  
Claims Summary Report - Paid Claims Only  
Policy Years 2010 - 2015  
Prepared 06/22/2015



Policy Num	Billed	Not Covered	Other Insurance	Repriced Savings	Write Off	Paid
050171-129	0	0	0	0	0	0
Total	0	0	0	0	0	0



Houston Community College Health Science Programs  
SRG 0009102439  
Premium & Losses as of Wednesday, May 27, 2015

Policy Term			Premium	Losses	Loss Ratio
09/01/2010	Through	09/01/2011	\$ 4,752.00	2,341.77	49.28%
09/01/2011	Through	09/01/2012	\$ 4,752.00	87.66	1.84%
09/01/2012	Through	09/01/2013	\$ 4,752.00	0.00	0.00%
09/01/2013	Through	09/01/2014	\$ 13,700.00	0.00	0.00%
09/01/2014	Through	09/01/2015	\$ 12,060.00	0.00	0.00%
<b>Totals:</b>			<b>\$ 40,016.00</b>	<b>2,429.43</b>	<b>6.07%</b>

\*\*\*\*All data is effective May 27, 2015

Any premium or claim activity after this date is not reflected in the above summary.

Prepared By  
AIG Benefit Solutions  
Field Services Unit  
Stevens Point, WI  
Toll Free: 855-212-6379



Houston Community College System Upward Bound Program  
SRG 0009102430-A  
Premium & Losses as of Wednesday, May 27, 2015

Policy Term			Premium	Losses	Loss Ratio
09/01/2010	Through	09/01/2011	\$ 3,097.00	0.00	0.00%
09/01/2011	Through	09/01/2012	\$ 3,097.00	0.00	0.00%
09/01/2012	Through	09/01/2013	\$ 3,097.00	0.00	0.00%
09/01/2013	Through	09/01/2014	\$ 1,952.50	0.00	0.00%
09/01/2014	Through	09/01/2015	\$ 1,409.00	0.00	0.00%
<b>Totals:</b>			<b>\$ 12,652.50</b>	<b>0.00</b>	<b>0.00%</b>

\*\*\*\*All data is effective May 27, 2015

Any premium or claim activity after this date is not reflected in the above summary

Prepared By  
AIG Benefit Solutions  
Field Services Unit  
Stevens Point, WI  
Toll Free 855-212-6379



Houston Community College  
SRG 0009102437-C  
Premium & Losses as of Wednesday, May 27, 2015

Policy Term			Premium	Losses	Loss Ratio
09/01/2010	Through	09/01/2011	\$ 3,549.00	0.00	0.00%
09/01/2011	Through	09/01/2012	\$ 3,549.00	0.00	0.00%
09/01/2012	Through	09/01/2013	\$ 3,549.00	0.00	0.00%
09/01/2013	Through	09/01/2014	\$ 3,768.00	0.00	0.00%
09/01/2014	Through	09/01/2015	\$ 3,850.00	0.00	0.00%
<b>Totals:</b>			<b>\$ 18,265.00</b>	<b>0.00</b>	<b>0.00%</b>

\*\*\*\*All data is effective May 27, 2015

Any premium or claim activity after this date is not reflected in the above summary.

Prepared By  
AIG Benefit Solutions  
Field Services Unit  
Stevens Point, WI  
Toll Free 855-212-6379



Houston Community College System Construction Trades High School  
SRG 0009112065-A  
Premium & Losses as of Wednesday, May 27, 2015

Policy Term			Premium	Losses	Loss Ratio
01/03/2011	Through	01/03/2012	\$ 4,350.00	0.00	0.00%
01/03/2012	Through	01/03/2013	\$ 4,875.00	0.00	0.00%
01/03/2013	Through	01/03/2014	\$ 3,750.00	0.00	0.00%
01/03/2014	Through	01/03/2015	\$ 1,040.00	0.00	0.00%
01/03/2015	Through	01/03/2016	\$ 1,040.00	0.00	0.00%
<b>Totals:</b>			<b>\$ 15,055.00</b>	<b>0.00</b>	<b>0.00%</b>

\*\*\*\*All data is effective May 27, 2015

Any premium or claim activity after this date is not reflected in the above summary.

Prepared By  
AIG Benefit Solutions  
Field Services Unit  
Stevens Point, WI  
Toll Free 855-212-6379



**Exhibit Y:**  
**Employed Lawyers Protection Plus**

**Philadelphia Insurance Companies**  
**Customer Loss Detail Report**



---

**Template:** Customer Loss Detail Report

**Grouping:**

**Sorting:**

**Filtering:**

### Philadelphia Insurance Companies Customer Loss Detail Report



Account 7948185 Houston Community College System  
 7  
 Product EW Employed Lawyers Protection Plus  
 Policy Number PHSD973550 09/05/2014 TO 09/05/2015

Claim Number	Claimant/Driver Name	Loss Type	Status	Loss Date	Open	Closed	Loss/Exps Paid	Subro/Sal Recovered	Rec
	Unknown Claimant						0.00	0.00	
Total Number of Claims For Policy PHSD973550							0		
							Total Loss/Exp Paid:	0.00	
							Salv/Subro Recovered:	0.00	
							Total Reserves:	0.00	
							Total Incurred:	0.00	
Total Claims For Product		EW							0

## Philadelphia Insurance Companies Customer Loss Detail Report



### GRAND TOTALS

Account 7948185  
7  
Total Claims For Account 0

Total Loss/Exp Paid: 0.00  
Salv/Subro Recovered: 0.00  
Total Reserves: 0.00  
Total Incurred: 0.00

## **Exhibit Z**

### **International Insurance**

**To be provided via separate amendment**

**Exhibit AA:**  
**Fact Book 2014-2015**



Houston Community College

2014-2015 | Fact Book



## **ACCREDITATION AND APPROVALS**

---

### **SACS Accreditation**

Houston Community College is accredited by the Southern Association of Colleges and Schools Commission on Colleges to award associate degrees. Contact the Commission of Colleges at 1866 Southern Lane, Decatur, Georgia 30033-4097 or call 404-679-4500 for questions about the Accreditation of Houston Community College.

### **State Approvals**

The Texas Higher Education Coordinating Board has approved college/university parallel offerings and programs in technical education.

The Texas Workforce Commission has approved programs for veteran education benefits.



## PREFACE

---

The Houston Community College (HCC) 2014-2015 Fact Book provides statistical information about the college district. Data presented in this publication may differ slightly from statistics found in other reports. Such variances may result from differences methodology including the source of information used, the reporting period covered (semester, academic year), or the student base included (semester credit, continuing education, adult education and literacy). The source of the information in each table and graph is cited, along with the date generated, the reporting period, and the students included.

The 2014-2015 Fact Book is available online at <http://www.hccs.edu/oir>.

## TABLE OF CONTENTS

---

GENERAL INFORMATION	1
STUDENT PROFILE	7
INSTRUCTIONAL PROGRAMS	20
ACADEMIC ACHIEVEMENT	34
PERSONNEL PROFILE	43
FINANCIAL INFORMATION	50

## History of HCC

The Houston Community College District was created under the governance of the Houston Independent School District (HISD) as the result of a public referendum on May 18, 1971. In August of that year, more than 5,700 students enrolled in workforce education courses held at the Houston Technical Institute (housed in what was then HISD's San Jacinto High School). In the following semester, academic transfer classes were added and taught at six HISD locations.

By 1977, HCC had an enrollment of more than 28,000 students and was accredited by the Southern Association of Colleges and Schools (SACS). In 1989, HCC separated from HISD, establishing its own Board of Trustees and taxing authority. HCC restructured in 1991, creating five regional colleges, as well as the College Without Walls, and selected presidents for each. The president of HCC then became the HCC System Chancellor. The Coleman College for Health Sciences replaced the College Without Walls in 2004. Dr. Cesar Maldonado became the ninth Houston Community College Chancellor in May of 2014. By Fall 2014, HCC had over 70,000 students enrolled, and consisted of 22 campuses with a service area of 631.3 square miles.

Since its opening in 1971, more than 2 million students have improved their lives through education and training obtained from Houston Community College. An open-admission public institution, HCC awards associate degrees and certificates in academic studies and career and technology programs. HCC is committed to meeting the needs of its diverse communities, providing academic courses for transfer to four-year institutions, terminal degrees and certificates in more than 70 fields of work; as well as, continuing education and corporate training, lifelong learning and enrichment programs, and adult education.

## GENERAL INFORMATION

---

<b>MISSION, GUIDING PRINCIPLES, VISION, &amp; STRATEGIC INITIATIVES   2012 - 2015</b>	<b>3</b>
<b>BOARD OF TRUSTEES</b>	
<b>ELECTED BOARD OF TRUSTEES</b>	<b>4</b>
<b>BOARD MEMBER DISTRICTS MAP</b>	<b>4</b>
<b>SERVICE AREA</b>	
<b>SERVICE AREA DEMOGRAPHICS</b>	<b>5</b>
<b>SERVICE AREA MAP - BY COLLEGE</b>	<b>6</b>

## MISSION, GUIDING PRINCIPLES, VISION, & STRATEGIC INITIATIVES | 2012 - 2015

### OUR MISSION

Houston Community College is an open-admission, public institution of higher education offering a high-quality, affordable education for academic advancement, workforce training, career and economic development, and lifelong learning to prepare individuals in our diverse communities for life and work in a global and technological society.

### OUR GUIDING PRINCIPLES

Our Guiding Principles direct our interactions with students, the internal and external communities we serve, and each other, giving focus to our primary purpose: devotion to the achievement of student success, defined as timely completion of certificates and degrees that drive real accomplishments in the workplace, at universities, and in society.

- Freedom with Responsibility
- Commitment to Excellence
- Respect for the Person
- Sound Stewardship

### OUR VISION (Approved by the HCC Board of Trustees, December 2014)

HCC will be a leader in providing high quality, innovative education leading to student success and completion of workforce and academic programs. We will be responsive to community needs and drive economic development in the communities we serve.

### OUR STRATEGIC INITIATIVES

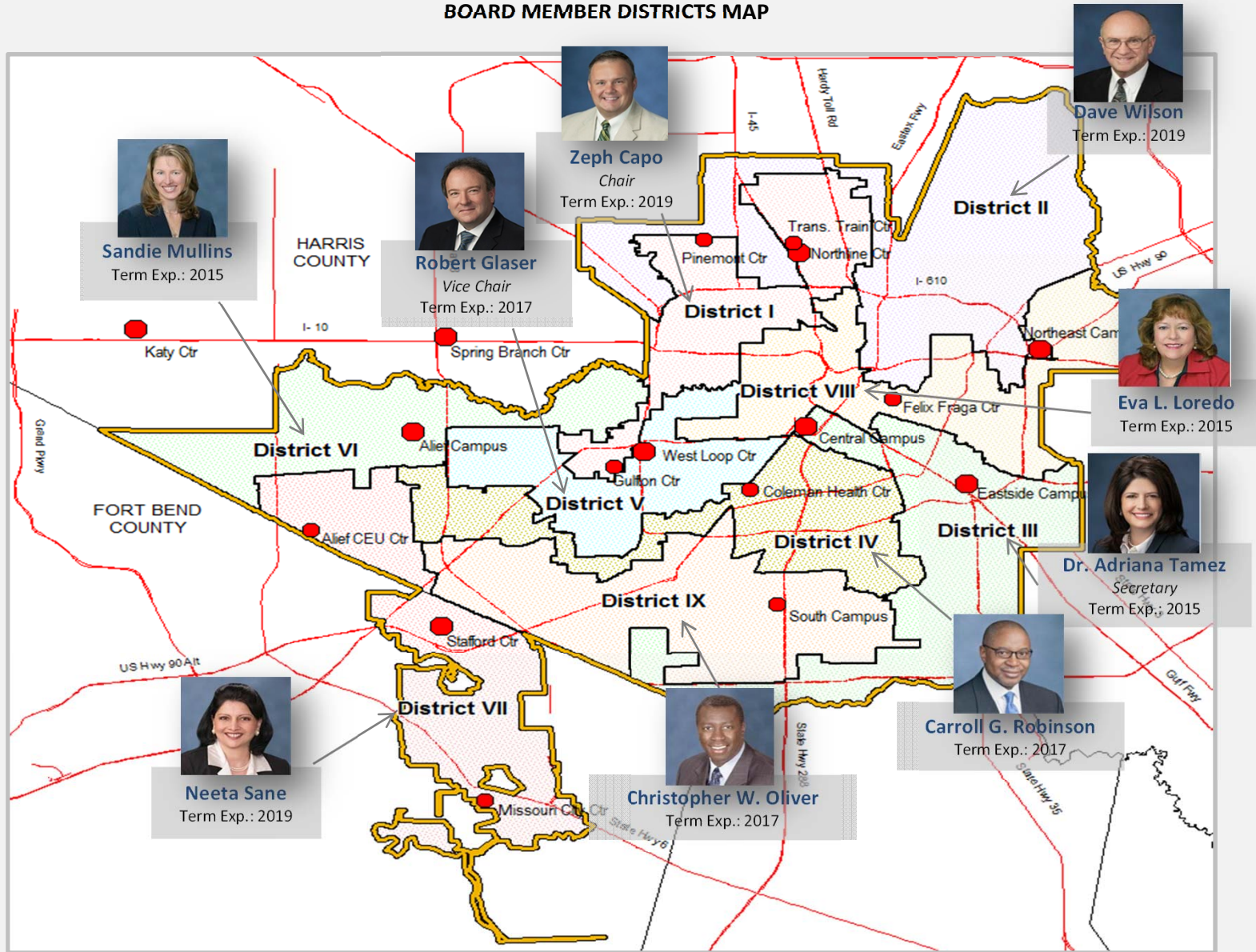
The seven initiatives of the 2012 – 2015 Strategic Plan are:

1. Increase Student Completion through Advanced Educational Opportunities
2. Respond to the Needs of Business and Industry for Skilled Workers
3. Ensure Instructional Programs Provide the Knowledge and Skills Required for 21st Century Learners
4. Enrich Institutional Capacity for Faculty and Staff Professional Development and Student Leadership Development
5. Support Innovation as a Means to Improve Institutional Resilience
6. Cultivate an Entrepreneurial Culture Across the Institution
7. Leverage Local and International Partnerships for Institutional and Community Development

Approved by the HCC Board of Trustees, June 22, 2012.

**BOARD OF TRUSTEES**

**BOARD MEMBER DISTRICTS MAP**



Source: Tiger Reference Files, Census Bureau, 2010; GIS MapInfo v12.0.3, 2013; OIR Mapping files, HCC 2011 Redistricted Board District Boundaries, DOJ approved 2011.

## SERVICE AREA DEMOGRAPHICS

The demographics reflect the population residing within the boundaries of HCC Service Area, which includes the Houston Independent School District (HISD) plus Stafford, Missouri City school areas, Katy, Spring Branch, and Alief ISD areas.

Population Information	2014 est.
Total Population	2,308,004
Adult Population (18 to 64 years old)	1,478,581
Adult Population (% of total)	64.1%

Household Information	2014 est.
Total Households	925,871
Households with Income <\$15,000/yr	12.3%
Households with Income <\$25,000/yr	23.8%
Persons per Household	2.71
Households with Children	33.3%

Income Information	2014 est.
Average Household Income	\$80,210
Median Household Income	\$51,210
Per Capita Income	\$29,582

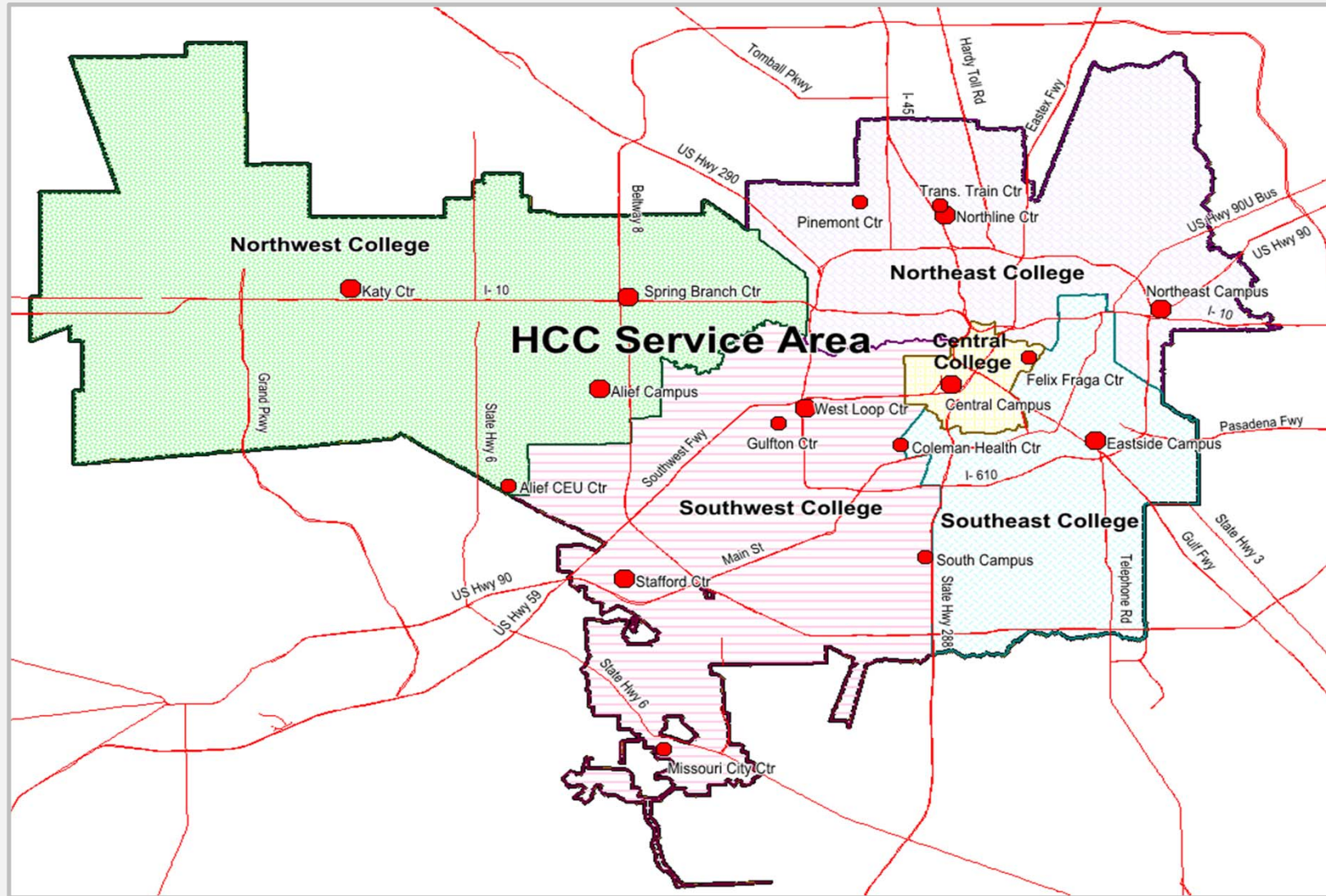
Gender 2014 est.	Total Population
Male	50.0%
Female	50.0%
Median Age	33.7 yrs

Ethnicity 2014 est.	Total Population
African American	22.3%
Hispanic	41.4%
Asian / Pacific Islander	7.3%
White	27.6%
Other or Multiple	1.5%

Education Attainment Information 2014 est.		
(25 yrs and over)	Number	Percent
No High School or GED	336,425	23.1%
High School/GED	310,989	21.4%
High School/GED plus Some College	283,037	19.4%
College Degree	525,832	36.1%

**Sources:** HCCS MapInfo Files with 2011 Board Redistricted Boundaries, Service Area additions per HB 3659, Northwest & Southwest College Boundary changes per exec. team, Sept. 2013; anc Census and BLS data from Applied Geographic Solutions (AGS) on PCensus CD-ROM, TETRAD Computer Applications, Inc., Dec. 2014 (with 2014 AGS for Business/Occupation info.), Dec. 2014.

**SERVICE AREA MAP - BY COLLEGE**



Source: Tiger Reference Files, Census Bureau, 2010; GIS MapInfo v12.0.3,2013; OIR Mapping files of Executive Team approved HCC Service Area and College Boundaries, Sept. 13, 2013.



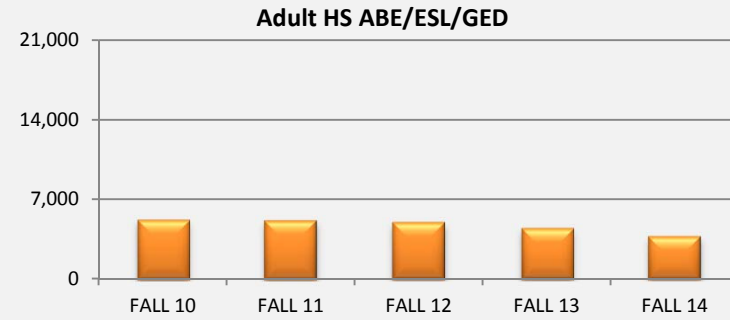
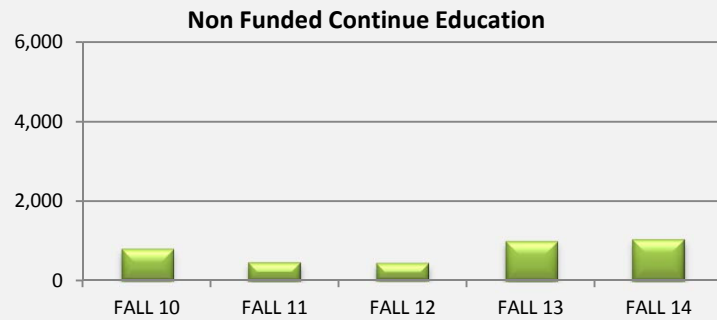
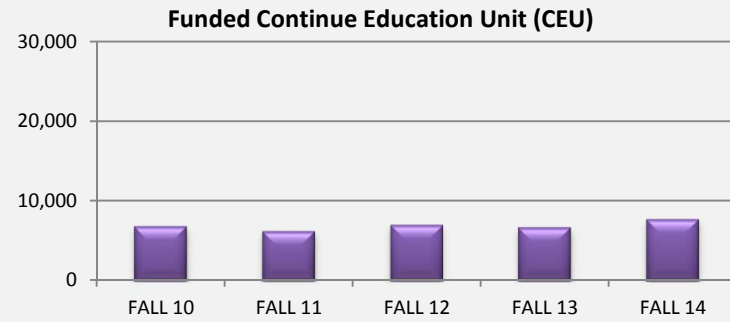
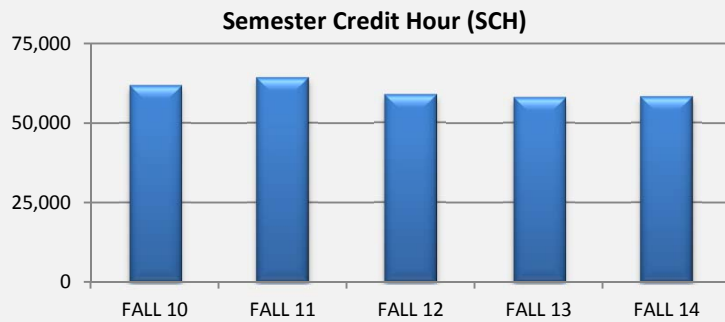


## STUDENT PROFILE

TOTAL STUDENT ENROLLMENT—FALL 2010-FALL 2014	9
UNDUPLICATED ENROLLMENT—2010-2014	
UNDUPLICATED ENROLLMENT TREND -- ALL CAREER TYPES (ANNUAL)	10
UNDUPLICATED ENROLLMENT TREND -- SCH & CEU (ANNUAL)	10
FULL-TIME STUDENT EQUIVALENT - IPEDS—FALL2010-2014	11
SEMESTER CREDIT HOUR STUDENT ENROLLMENT—FALL 2014	
GENDER AND ETHNICITY	12
GENDER AND ETHNICITY TRENDS	13
AGE GROUP	14
SEMESTER CREDIT HOUR STUDENTS RESIDENCY—FALL 2010-FALL 2014	15
SEMESTER CREDIT HOUR ENROLLMENT BY 18 HIGHEST ZIP CODES—FALL 2010-FALL 2014	16
INTERNATIONAL STUDENT POPULATIONS	
ALL INTERNATIONAL STUDENTS ENROLLMENT BY VISA TYPE —FALL 2012-FALL 2014	17
INTERNATIONAL STUDENT POPULATIONS BY TOP 40 COUNTRIES —FALL 2013-FALL 2014	18
DAY, EVENING, AND WEEKEND COURSE ENROLLMENT—FALL 2010-FALL 2014	19

**TOTAL STUDENT ENROLLMENT—FALL 2010-FALL 2014**

**Total Student Enrollment by Career Type**



Total Enrollment Distribution					
	FALL 10	FALL 11	FALL 12	FALL 13	FALL 14
Semester Credit Hour (SCH)	61,867	64,333	58,908	58,068	58,257
Funded Continue Education Unit (CEU)	6,713	6,083	6,858	6,600	7,583
Non Funded Continue Education	782	457	422	988	1,029
Adult HS ABE/ESL/GED	5,192	5,122	4,917	4,381	3,673
<b>TOTAL UNDUPLICATED ENROLLMENT</b>	<b>74,299</b>	<b>75,766</b>	<b>70,845</b>	<b>69,714</b>	<b>70,201</b>

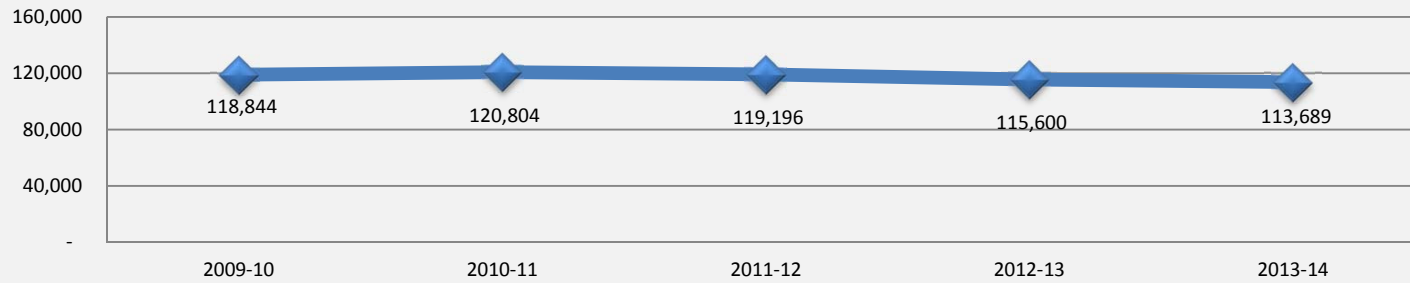
**Note:** Saigon Tech and CCQ included.

Source: HCC Student Headcount Report, End of Term, Fall 2010 - Fall 2014.

**UNDUPLICATED ENROLLMENT—2010-2014**

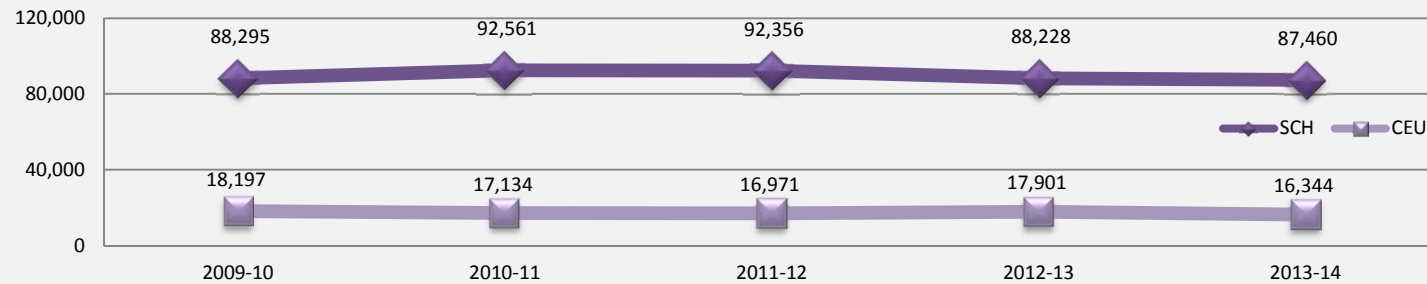
**-4%**  
5-Year change in unduplicated enrollment.

**Unduplicated Enrollment Trend -- All Career Types (Annual)**



**-10%**  
5-Year change in unduplicated CEU enrollment.

**Unduplicated Enrollment Trend -- SCH & CEU (Annual)**

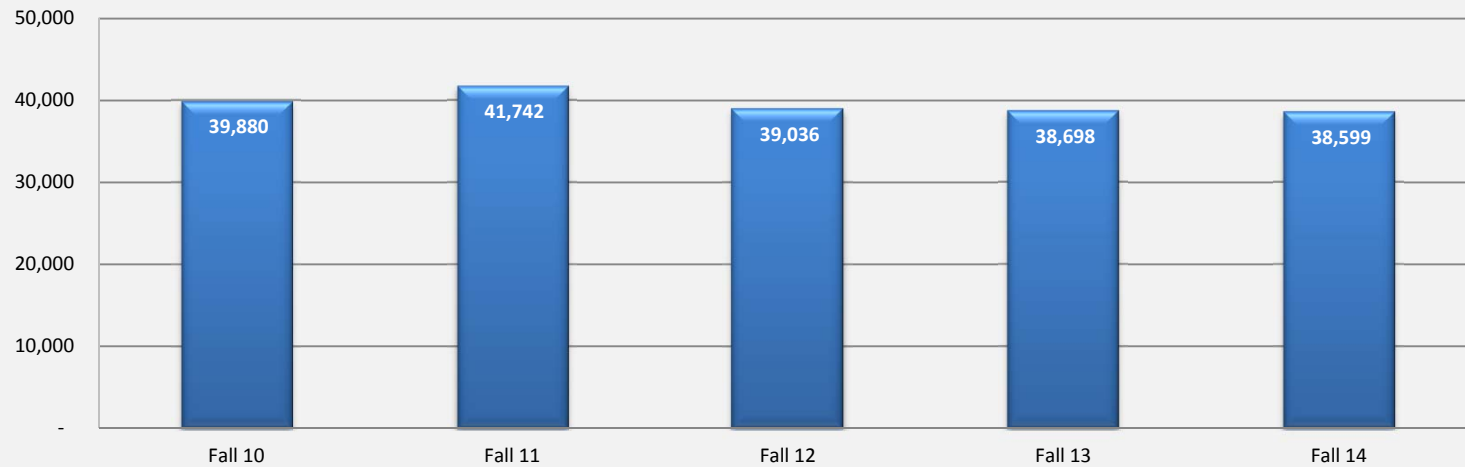


Source: HCC OIR DataMart Files, End of Term, 2010 - 2014.

**-3%**

5-Year change in FTE.

### Full-Time Equivalent (FTE) Student (SCH)

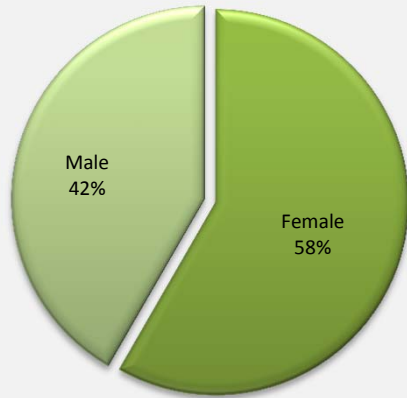


**IPEDS Method:** The number of FTE (Full-time equivalent) students is calculated based on fall semester credit hour student headcounts as reported by the HCC on the IPEDS Enrollment report. One full-time equivalent of the HCC's part-time enrollment is calculated by taking the total semester credit hours attempted divided by 12. These are then added to the full-time enrollment headcounts to obtain an FTE for all students enrolled in the fall.

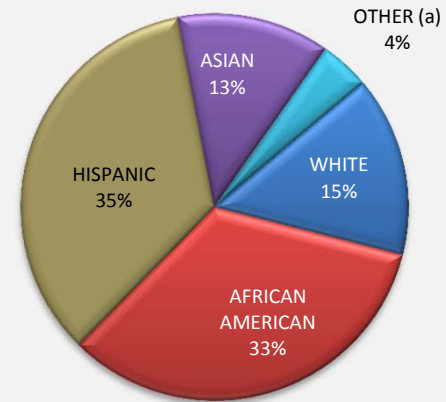
Source: IPEDS - Fall Enrollment Survey Fall 2010 through 2014.

### Semester Credit Hour Student Demographics by Gender and Ethnicity

**Gender**



**Ethnicity**



	WHITE		AFRICAN AMERICAN		HISPANIC		ASIAN		OTHER (a)		TOTAL	
	Female	Male	Female	Male	Female	Male	Female	Male	Female	Male	Female	Male
GENDER	4,519	4,269	12,472	6,977	11,780	8,381	3,844	3,585	1,354	1,066	33,969	24,278
(%)	51.4	48.6	64.1	35.9	58.4	41.6	51.7	48.2	55.9	44.0	58.3	41.7
TOTAL (b)	8,790		19,451		20,162		7,431		2,423		58,257	

(a) Other: American Indian/Alaska Native, Multi-racial, Nonresident Alien, & Unknown Ethnicity.

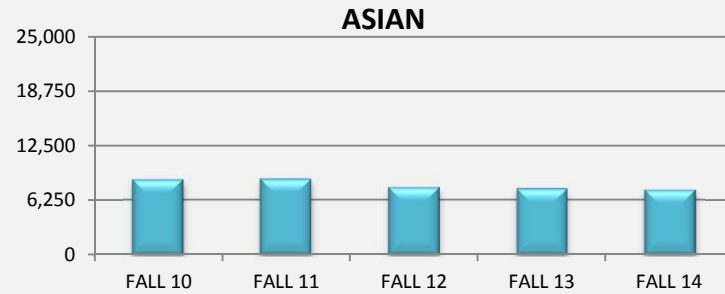
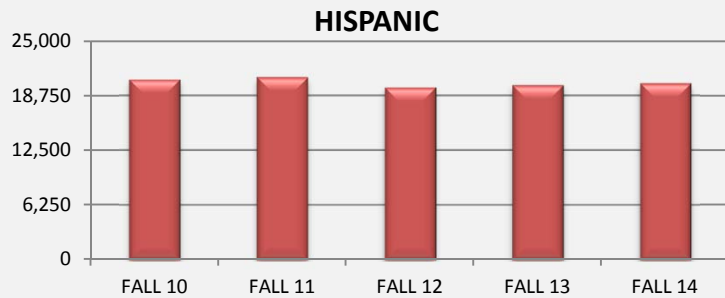
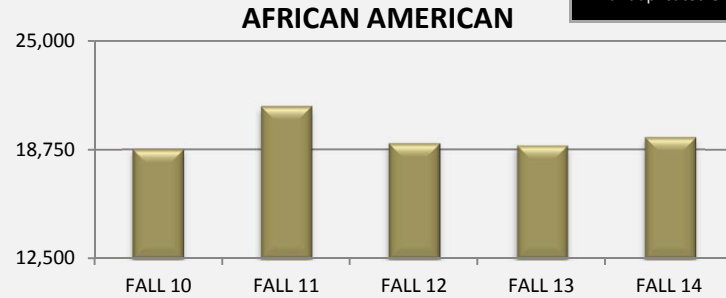
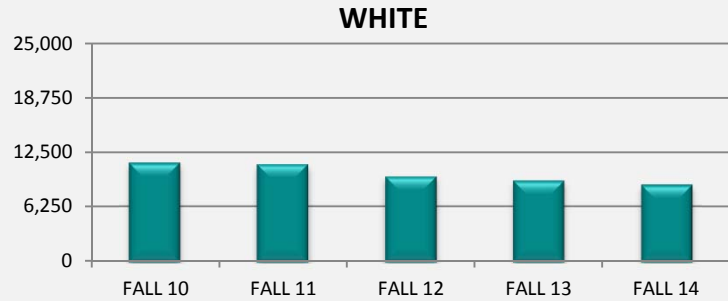
(b) Includes Unknown Gender.

Source: HCC OIR DataMart Files, End of Term, Fall 2014.

**TOTAL STUDENT ENROLLMENT—FALL 2010-FALL 2014**

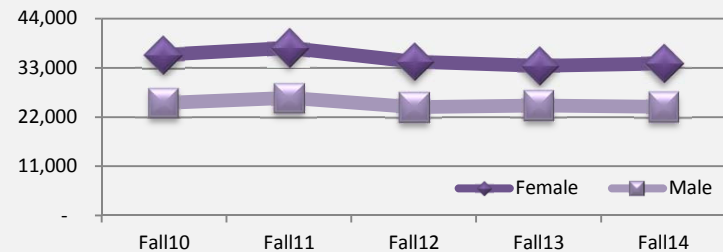
**Semester Credit Hour Student Demographics by Ethnicity**

**-22%**  
5-Year change in White unduplicated enrollment.



	FALL 10	FALL 11	FALL 12	FALL 13	FALL 14
WHITE	11,310	11,143	9,780	9,279	8,790
AFRICAN AMERICAN	18,782	21,219	19,114	18,996	19,451
HISPANIC	20,624	20,868	19,687	19,976	20,162
ASIAN	8,581	8,663	7,714	7,587	7,431
OTHER (a)	1,877	1,909	2,292	2,230	2,423
<b>TOTAL</b>	<b>61,174</b>	<b>63,802</b>	<b>58,587</b>	<b>58,068</b>	<b>58,257</b>

**Semester Credit Student Demographics by Gender**



(1) Other: American Indian/Alaska Native, Nonresident Alien, & Unknown Ethnicity.

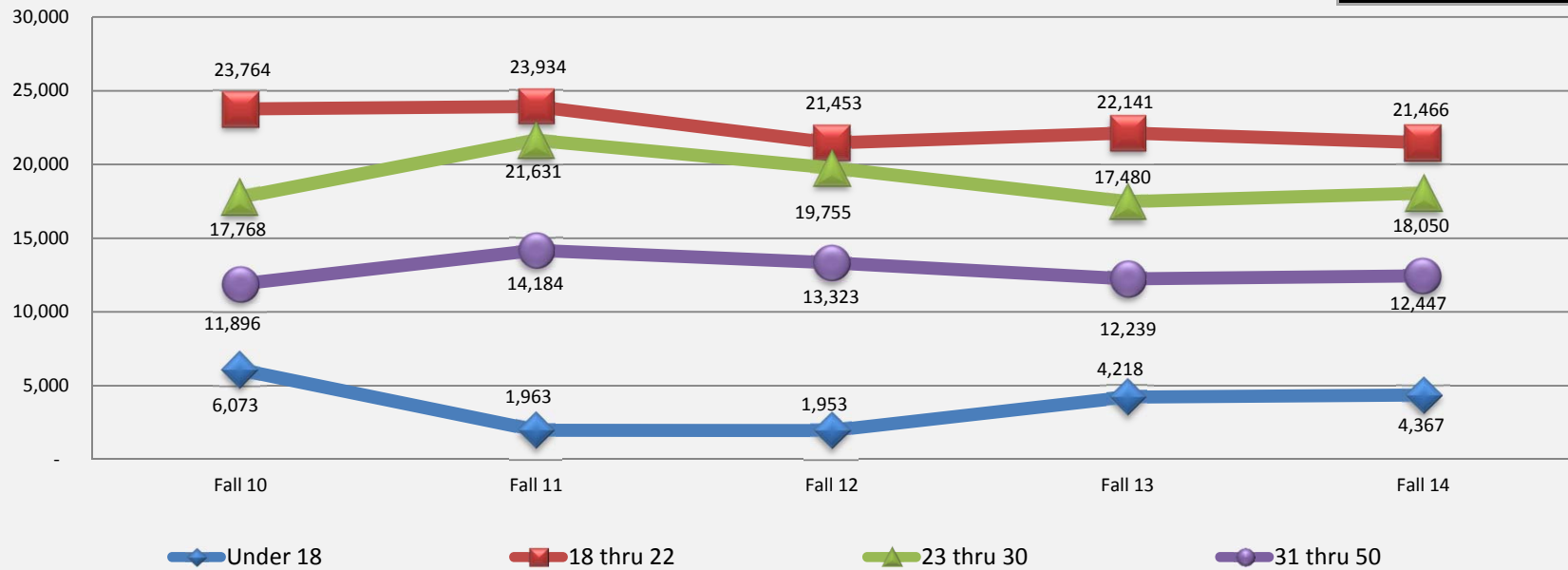
Source: HCC OIR DataMart Files, End of Term, Fall 2010 - 2014.

**SEMESTER CREDIT STUDENT ENROLLMENT—FALL 2010-2014**

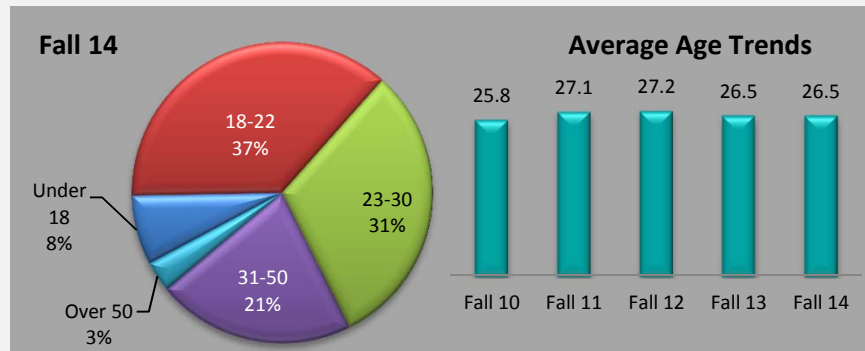
**Semester Credit Hour Student Demographics by Age Group**

**+16%**

5-Year change in 'Over 50' age group.



Age Group	Fall 10	Fall 11	Fall 12	Fall 13	Fall 14
Under 18	6,073	1,963	1,953	4,218	4,367
18 thru 22	23,764	23,934	21,453	22,141	21,466
23 thru 30	17,768	21,631	19,755	17,480	18,050
31 thru 50	11,896	14,184	13,323	12,239	12,447
Over 50	1,662	2,084	2,100	1,982	1,925
Unknown	11	6	3	8	2
<b>Total</b>	<b>61,174</b>	<b>63,802</b>	<b>58,587</b>	<b>58,068</b>	<b>58,257</b>



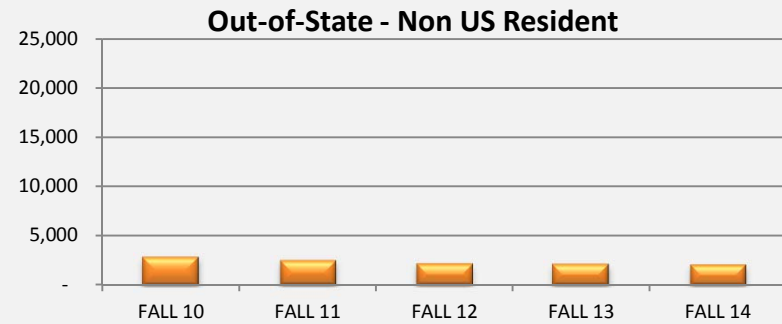
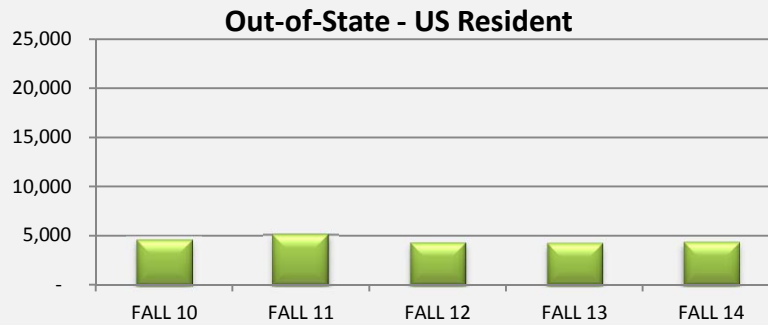
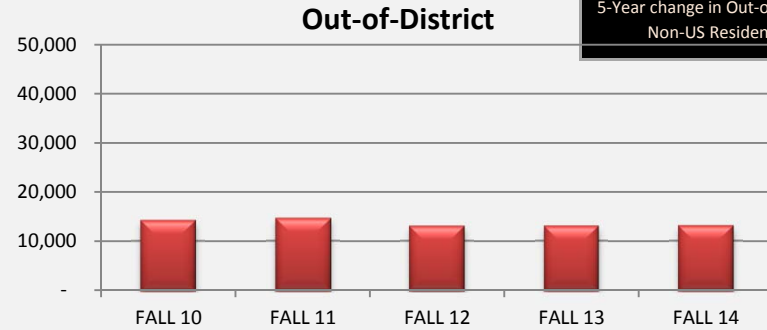
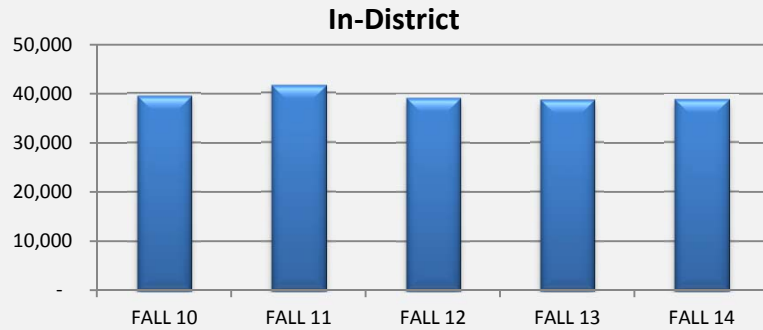
Source: HCC OIR DataMart Files, End of Term, Fall 2010 - 2014.



**SEMESTER CREDIT STUDENTS RESIDENCY—FALL 2010-FALL 2014**

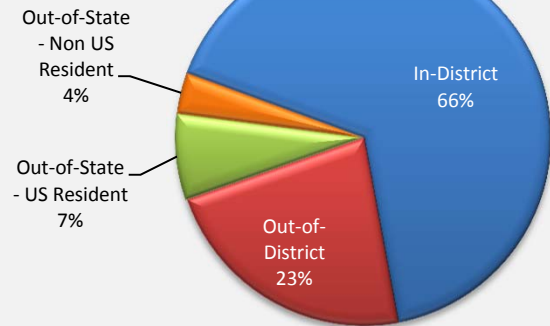
**Semester Credit Hour Student Demographics by Residency**

**-28%**  
5-Year change in Out-of-State - Non-US Resident.



	Total Enrollment Distribution				
	FALL 10	FALL 11	FALL 12	FALL 13	FALL 14
In-District	39,512	41,635	39,127	38,666	38,736
Out-of-District	14,250	14,650	13,063	13,117	13,161
Out-of-State - US Resident	4,567	5,071	4,228	4,183	4,300
Out-of-State - Non US Resident	2,836	2,446	2,130	2,102	2,048
HCC CCQ Students (a)	-	-	36	-	-
<b>Total Credit Students</b>	<b>61,174</b>	<b>63,802</b>	<b>58,587</b>	<b>58,068</b>	<b>58,257</b>

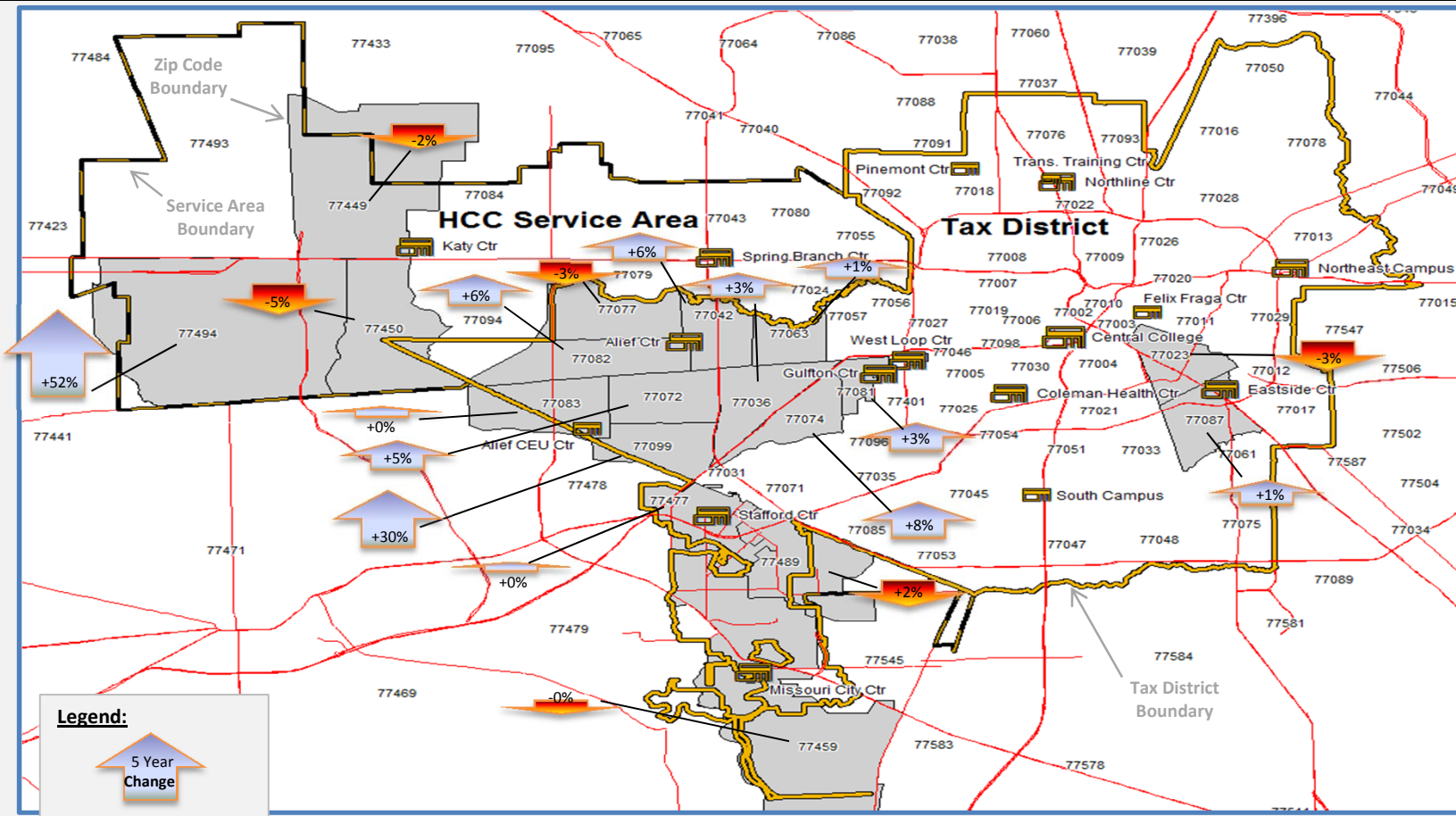
**FALL 14**



(a) Community College of Qatar

Source: HCC OIR DataMart Files, End of Term, Fall 2010 - 2014.

**SEMESTER CREDIT HOUR ENROLLMENT BY 18 HIGHEST ZIP CODES—FALL 2010-FALL 2014**



	FALL 10	FALL 11	FALL 12	FALL 13	FALL 14
77083	2,092	2,337	2,276	2,321	2,327
77072	1,672	1,973	1,914	1,981	2,077
77099	1,592	1,564	1,477	1,540	2,008
77082	1,536	1,779	1,739	1,813	1,929
77494	1,068	1,031	1,052	1,100	1,673
77077	1,552	1,643	1,505	1,568	1,523
77036	1,559	1,621	1,472	1,430	1,468
77459	1,469	1,474	1,314	1,255	1,250
77081	1,178	1,185	1,108	1,178	1,218

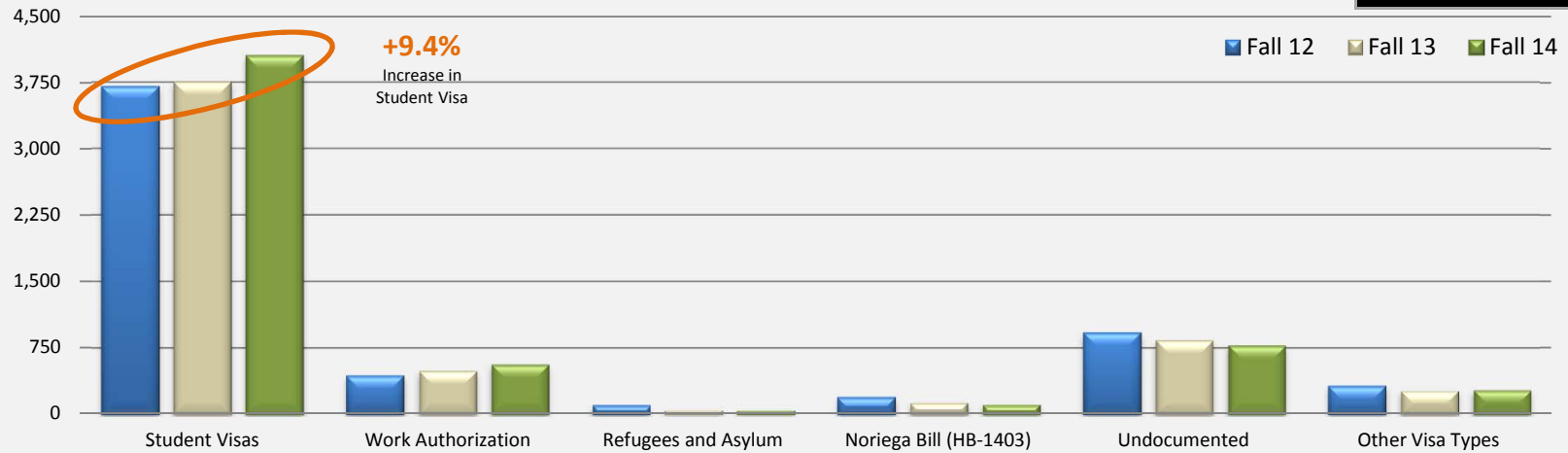
	FALL 10	FALL 11	FALL 12	FALL 13	FALL 14
77042	1,085	1,219	1,147	1,148	1,214
77450	1,490	1,409	1,268	1,179	1,122
77063	1,077	1,161	1,117	1,078	1,091
77489	1,161	1,153	1,014	1,034	1,013
77087	1,106	1,022	1,050	994	1,002
77477	1,119	1,110	919	990	992
77074	944	995	956	864	931
77023	1,048	964	988	933	908
77449	1,055	1,110	947	906	884

Source: HCC OIR DataMart Files, End of Term, Fall 2010-14. Tiger Reference Files, Census Bureau, 2010; GIS MapInfo v12.0.3,2013; OIR Mapping files; and HCC Service Area, 2013, (as of 2015).

**INTERNATIONAL STUDENT POPULATIONS—FALL 2012-FALL 2014**

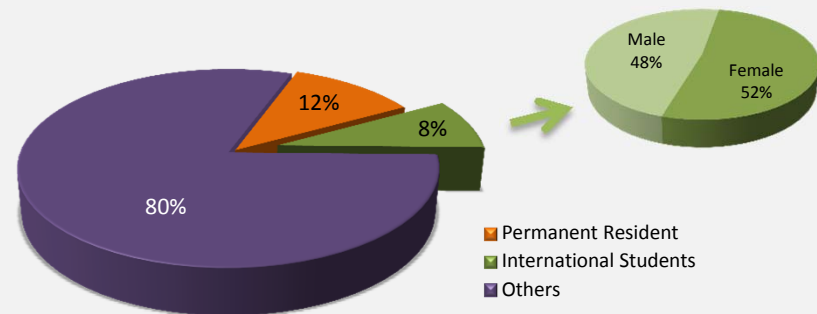
**All International Students Enrollment by Visa Type**

**+2.6%**  
3-Year change in international student population.



VISA TYPE	Number of Students		
	Fall 12	Fall 13	Fall 14
Student Visas	3,708	3,760	4,057
Work Authorization	439	493	568
Refugees and Asylum	104	46	48
Noriega Bill (HB-1403)	196	133	114
Undocumented	928	839	784
Other Visa Types	324	269	279
<b>Total International Students</b>	<b>5,699</b>	<b>5,540</b>	<b>5,850</b>

**All HCC Students (a) - Fall 2014**

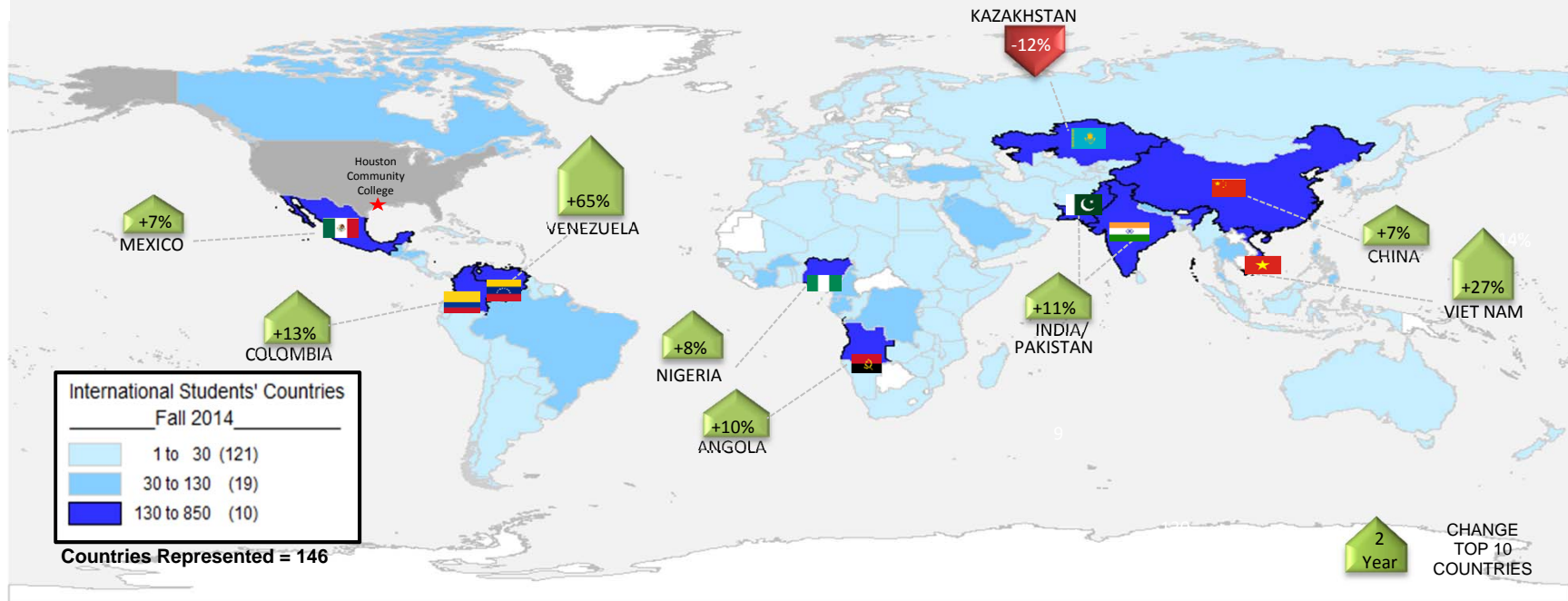


(a) Saigon Tech students are not included.

Source: HCC OIR DataMart Files, End of Term, Fall 2012 - Fall 2014.

INTERNATIONAL STUDENT POPULATIONS BY TOP 40 COUNTRIES—FALL 2013 - FALL 2014

Countries with Highest Number of International Students



Country of Citizenship	Fall13	Fall14	Country of Citizenship	Fall13	Fall14	Country of Citizenship	Fall13	Fall14	Country of Citizenship	Fall13	Fall14
Mexico	778	830	Korea, Republic of	139	129	Cameroon	45	40	Congo	12	27
Viet Nam (a)	605	771	Equatorial Guinea	108	129	Brazil	46	38	Mali	22	26
China	351	375	Saudi Arabia	185	125	Turkey	44	38	Japan	24	25
Angola	212	234	El Salvador	129	114	Nepal	83	36	Kenya	17	25
Venezuela	133	219	Honduras	93	97	Guatemala	46	36	Russian Federation	22	24
Nigeria	194	210	Gabon	63	67	Cote D'Ivoire	35	36	France	22	24
India	174	194	Burkina Faso	55	54	Canada	29	35	Morocco	19	24
Kazakhstan	187	165	Thailand	56	45	Jordan	26	33	Indonesia	28	23
Pakistan	146	162	Taiwan, Prov. of China	33	44	Congo, Dem. Rep.	23	31	United Kingdom	26	23
Colombia	117	132	Philippines	43	43	Iran (Islamic Republic of)	21	29	Lebanon	15	23

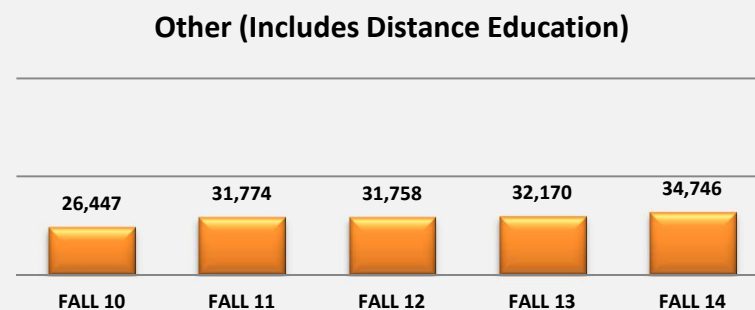
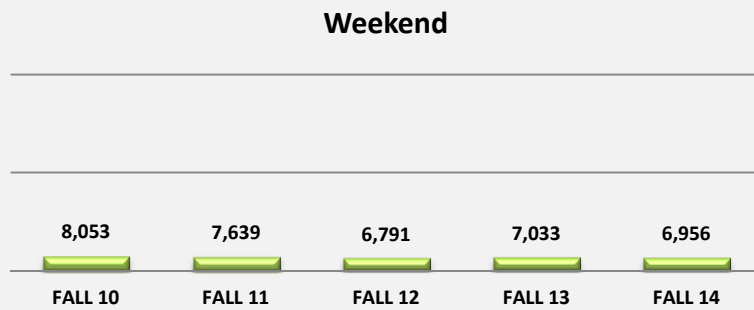
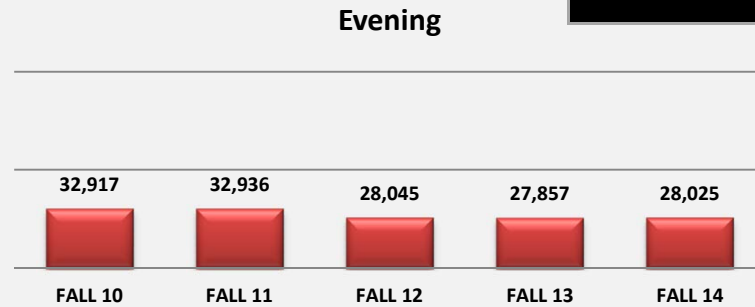
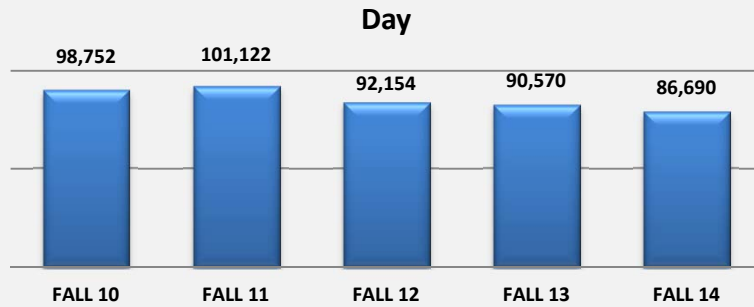
(a) Saigon Tech students are not included.

Source: HCC OIR DataMart Files, End of Term, Fall 2013 & Fall 2014.

**DAY, EVENING, AND WEEKEND COURSE ENROLLMENT—FALL 2010-FALL 2014**

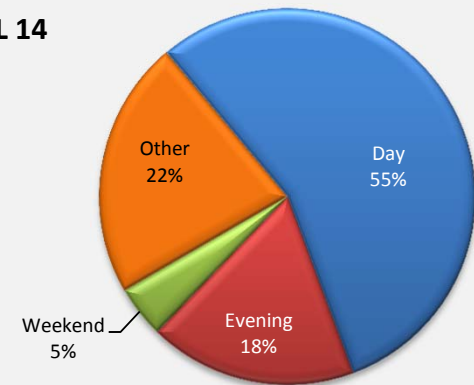
**Day, Evening, and Weekend Semester Credit Hour Course Enrollment**

**+31%**  
5-Year change in other courses.



	FALL 10	FALL 11	FALL 12	FALL 13	FALL 14
Day	98,752	101,122	92,154	90,570	86,690
Evening	32,917	32,936	28,045	27,857	28,025
Weekend	8,053	7,639	6,791	7,033	6,956
Other (Includes Distance Education)	26,447	31,774	31,758	32,170	34,746
<b>Total Credit Course</b>	<b>166,169</b>	<b>173,471</b>	<b>158,748</b>	<b>157,630</b>	<b>156,417</b>

**FALL 14**



Source: HCC OIR DataMart Files, End of Term, Fall 2010 - 2014.



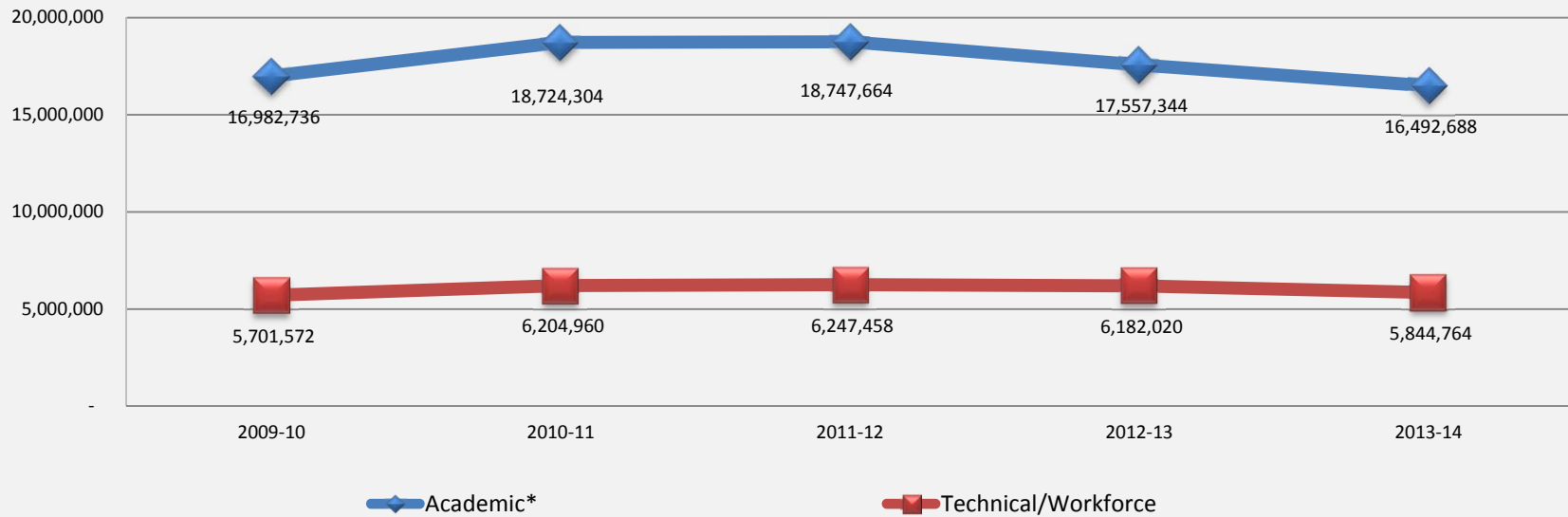
## INSTRUCTIONAL PROGRAMS

SEMESTER CREDIT HOUR STUDENTS - ACADEMIC/TECHNICAL AREAS—2010-2014	
CONTACT HOUR TRENDS	22
TOP ACADEMIC DISCIPLINES BY CONTACT HOURS	23
TOP TECHNICAL PROGRAMS BY CONTACT HOURS	23
SEMESTER CREDIT HOUR COURSE ENROLLMENT AND SECTIONS—2010-2014	
COURSE ENROLLMENT TRENDS	24
NUMBER OF SECTIONS TRENDS	24
SEMESTER CREDIT HOUR DEVELOPMENTAL EDUCATION—Fall 2010-2014	
DEVELOPMENTAL EDUCATION STUDENT ENROLLMENT BY SUBJECT	25
DISTANCE EDUCATION COURSE ENROLLMENT AND SECTIONS—2010-2014	
COURSE ENROLLMENT TRENDS	26
NUMBER OF SECTIONS TRENDS	26
DUAL CREDIT—FALL 2010-FALL 2014	
HIGH SCHOOL BASED DUAL CREDIT -- UNDUPLICATED ENROLLMENT BY INDEPENDENT SCHOOL DISTRICT	27
ADULT EDUCATION PROGRAMS—2010-2014	
ABE/GED/ESL	
ENROLLMENT BY GENDER	28
ENROLLMENT BY ETHNICITY	29
ENROLLMENT BY AGE GROUP	30
ADULT HIGH SCHOOL	
ENROLLMENT TRENDS AND TOP FEEDER HIGH SCHOOLS	31
CONTINUING EDUCATION COURSE ENROLLMENT BY CLUSTERS—2012-2014	
CONTINUING EDUCATION ENROLLMENT TRENDS	32
LIBRARY SERVICE—FALL 2010-2014	33

SEMESTER CREDIT STUDENT - ACADEMIC/TECHNICAL AREAS—2010-2014

Semester Credit Contact Hour Trends (Annual)

**+2.5%**  
5-Year change in Workforce Contact Hours.



	2009-10	2010-11	2011-12	2012-13	2013-14	5-Yr Change
Academic (a)	16,982,736	18,724,304	18,747,664	17,557,344	16,492,688	-2.9%
Technical/Workforce	5,701,572	6,204,960	6,247,458	6,182,020	5,844,764	2.5%
<b>Total Contact Hour (b)</b>	<b>22,684,308</b>	<b>24,929,264</b>	<b>24,995,122</b>	<b>23,739,364</b>	<b>22,337,452</b>	<b>-1.5%</b>

(a) Includes Developmental Education.

(b) Includes both funded and non-funded Contact Hours.

Source: THECB Compliance Reports, CBM004, Fall 2010 through Summer II 2014.



**SEMESTER CREDIT STUDENT - ACADEMIC/TECHNICAL AREAS—2010-2014**

**Top 10 Academic Disciplines by Contact Hours (Annual)**

ACADEMIC DISCIPLINES	2009-10	2010-11	2011-12	2012-13	2013-14	5 Yr. % Change
Biology	1,976,976	2,066,352	1,749,312	1,944,960	1,914,672	-3.2%
English	1,601,616	1,653,968	1,417,680	1,674,336	1,693,056	5.7%
Mathematics	1,208,912	1,293,920	1,044,032	1,280,592	1,421,024	17.5%
Mathematics, Developmental	1,382,032	1,597,424	1,390,704	1,447,440	1,306,912	-5.4%
History	1,232,208	1,266,784	1,085,376	1,142,464	1,115,936	-9.4%
Government	1,112,176	1,162,800	953,216	1,056,960	1,014,480	-8.8%
Chemistry	753,504	819,936	710,448	797,808	825,408	9.5%
Psychology	813,552	885,936	797,712	831,120	792,528	-2.6%
Intensive English	955,360	1,030,480	947,280	835,520	654,352	-31.5%
Art	583,824	617,856	564,336	583,872	581,472	-0.4%

**-3.1%**

5-Year change in total academic contact hours.

**Top 10 Technical Programs by Contact Hours (Annual)**

WORKFORCE/TECHNICAL PROGRAMS	2009-10	2010-11	2011-12	2012-13	2013-14	5 Yr. % Change
Business Technology	577,056	658,496	639,184	593,504	534,448	-7.4%
Business Administration	366,208	413,632	420,960	457,088	520,352	42.1%
Accounting	494,736	486,272	417,280	493,232	504,656	2.0%
Computer Science Technology	393,376	454,928	478,464	417,744	280,544	-28.7%
Cosmetology	428,352	400,240	314,400	295,312	270,336	-36.9%
Drafting/Design Technology	255,664	192,160	182,624	220,752	244,400	-4.4%
Manage, Maintain Server	62,256	67,632	60,384	104,208	243,760	291.5%
Digital Communication	220,256	233,424	223,440	229,952	221,312	0.5%
Associate Degree Nursing	236,096	213,744	207,312	284,704	201,680	-14.6%
Automotive Mechanics	192,128	211,936	191,344	188,992	200,960	4.6%

**+2.1%**

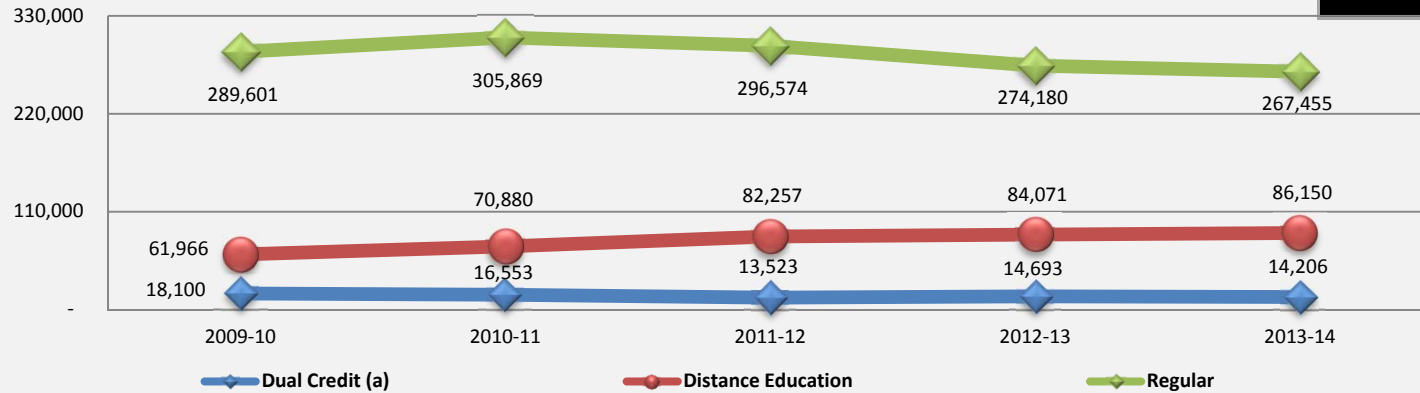
5-Year change in total technical contact hours.

Source: HCC OIR DataMart Files, End of Term, 2010 - 2014.

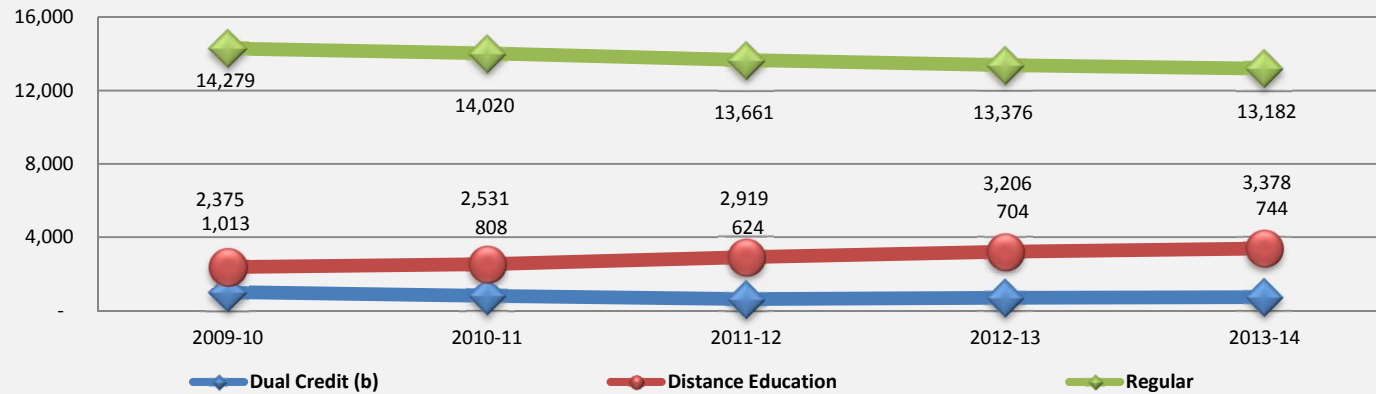
SEMESTER CREDIT HOUR COURSE ENROLLMENT AND SECTIONS—2010-2014

Semester Credit Hour Course Enrollment Trends (Annual)

**-1%**  
5-Year change in Course Enrollment



Number of Semester Credit Hour Sections Trends (Annual)



(a) Embedded dual credit students are counted as regular students. Includes Futures Academy in FY2012-13 & 2013-14.

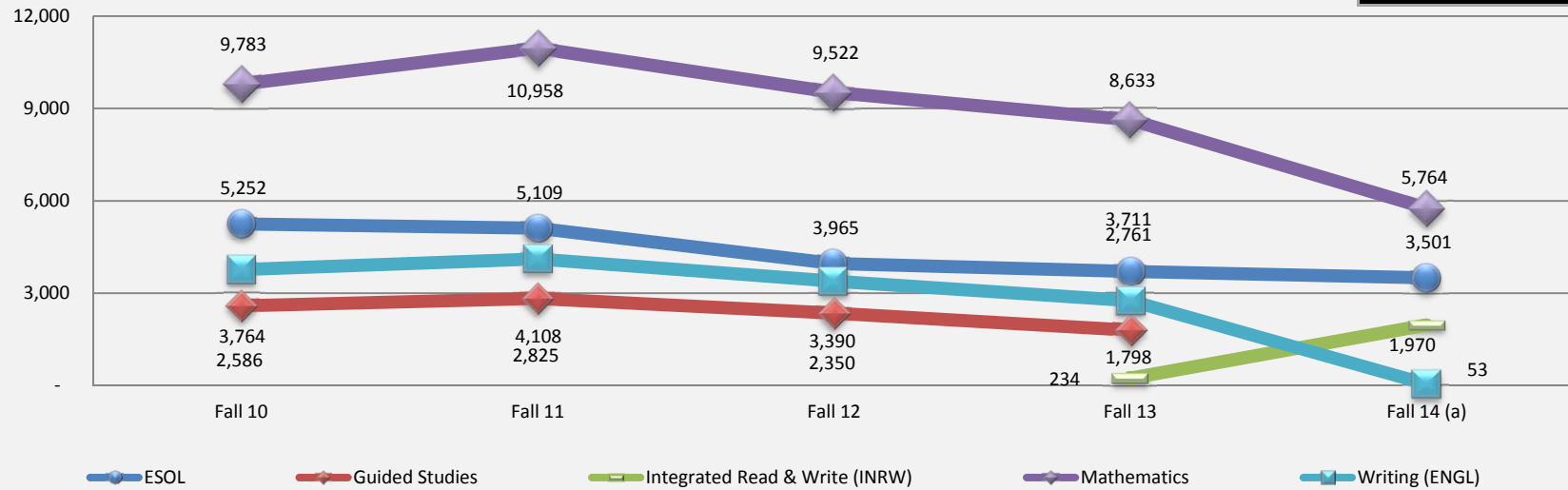
(b) Includes Futures Academy in FY2012-13 & 2013-14.

Source: HCC OIR DataMart Files, End of Term, 2010 - 2014.

**SEMESTER CREDIT DEVELOPMENTAL EDUCATION—FALL 2010-2014**

**Developmental Education Student Enrollment by Subject (Fall Semester)**

**-46%**  
5-Year change in developmental education enrollment.



DEVELOPMENTAL EDU.	Fall 10	Fall 11	Fall 12	Fall 13	Fall 14 (a)
ESOL	5,252	5,109	3,965	3,711	3,501
Guided Studies	2,586	2,825	2,350	1,798	-
Integrated Read & Write (INRW)	-	-	-	-	1,970
Mathematics	9,783	10,958	9,522	8,633	5,764
Writing (ENGL)	3,764	4,108	3,390	2,995	53
NCOs – Non-Course Offerings (b)	-	-	419	255	194
<b>Total</b>	<b>21,385</b>	<b>23,000</b>	<b>19,646</b>	<b>17,392</b>	<b>11,482</b>

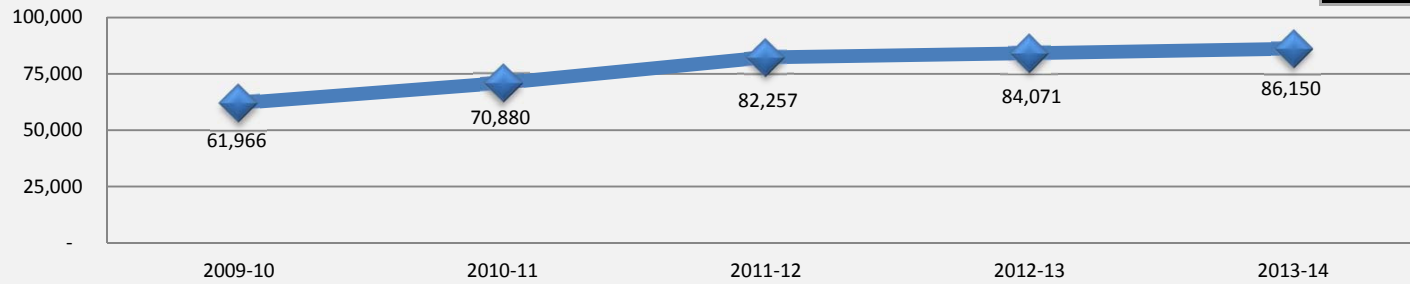
(a) Reflects implementation of the Texas Success Initiative (TSI), Fall 2013.

(b) Includes PREM, PREP, & PREM courses.

Source: THECB Compliance Reports, CBM004, Fall 2010 to Fall 2014.

## DISTANCE EDUCATION COURSE ENROLLMENT AND SECTIONS—2010-2014

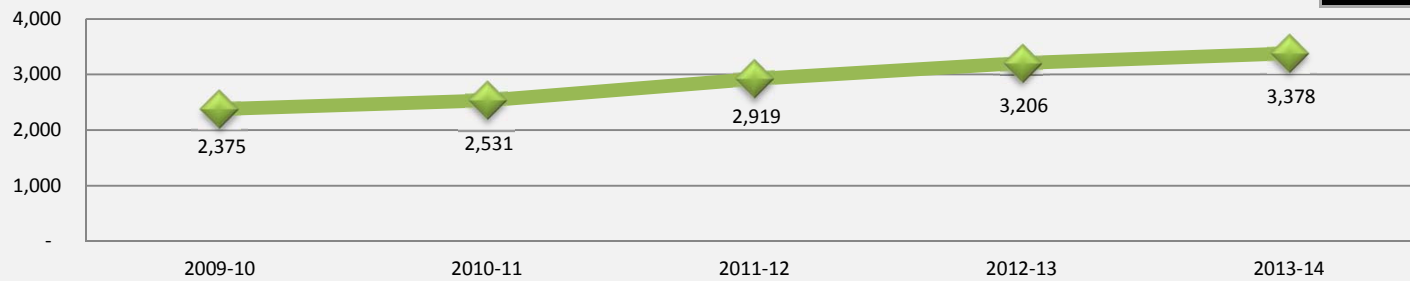
### Distance Education Course Enrollment Trend (Annual)



**+39%**

5-Year change in seat count in distance education.

### Number of Distance Education Sections Trends (Annual)



**+42%**

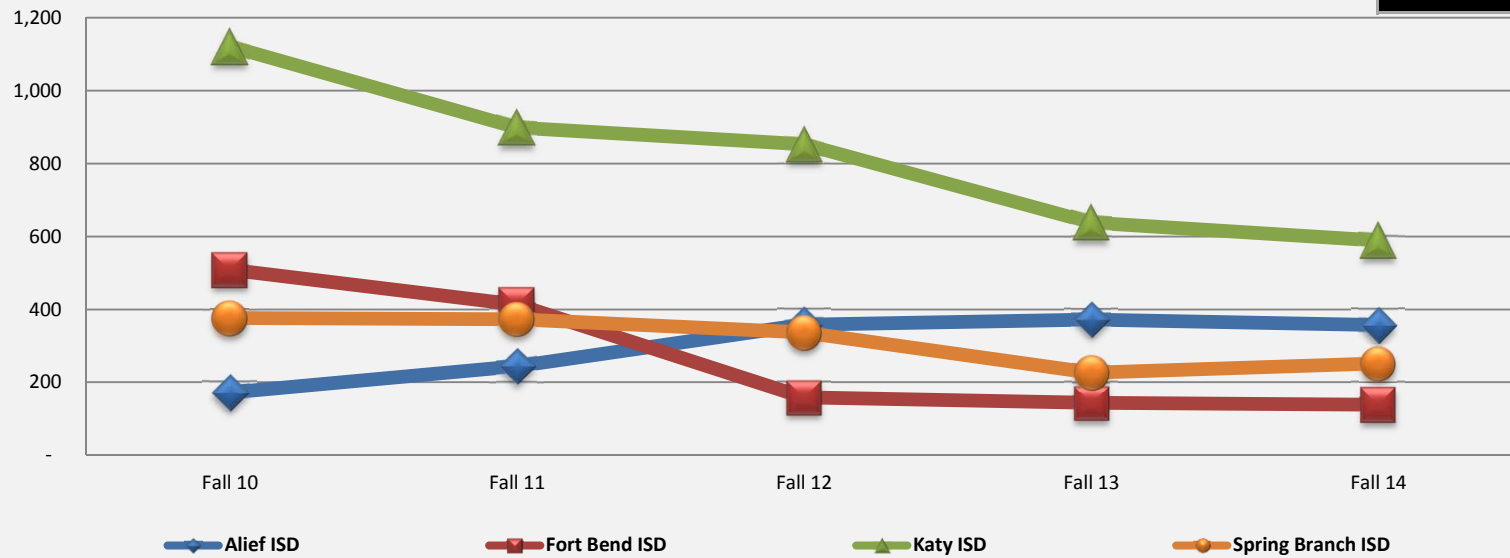
5-Year change in section count in distance education.

Source: HCC OIR DataMart Files, End of Term, 2010 - 2014.

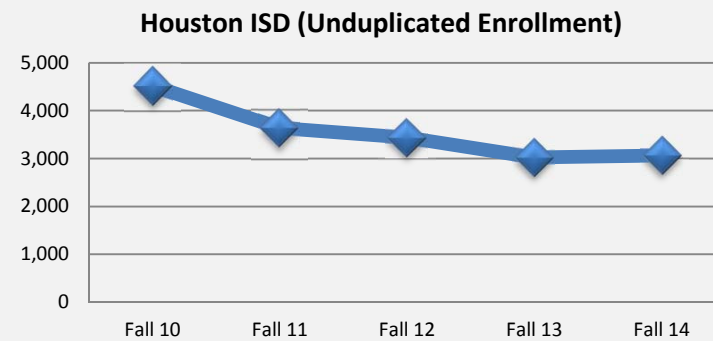
DUAL CREDIT — FALL 2010 - FALL 2014

High School Based Dual Credit <sup>(1)</sup>  
Unduplicated Enrollment by Independent School District (ISD)

**-33%**  
5-Year change in Unduplicated Enrollment in Dual Credit.



	Fall 10	Fall 11	Fall 12	Fall 13	Fall 14
Alief ISD	172	244	358	372	357
Fort Bend ISD	509	413	159	144	138
Houston ISD	4,407	3,558	3,347	3,021	3,066
Katy ISD	1,122	899	853	638	589
Spring Branch ISD	376	373	337	226	252
Stafford Municipal District	76	59	56	84	78
Others	511	404	397	297	269
<b>Total Unduplicated</b>	<b>7,097</b>	<b>5,891</b>	<b>5,451</b>	<b>4,698</b>	<b>4,749</b>



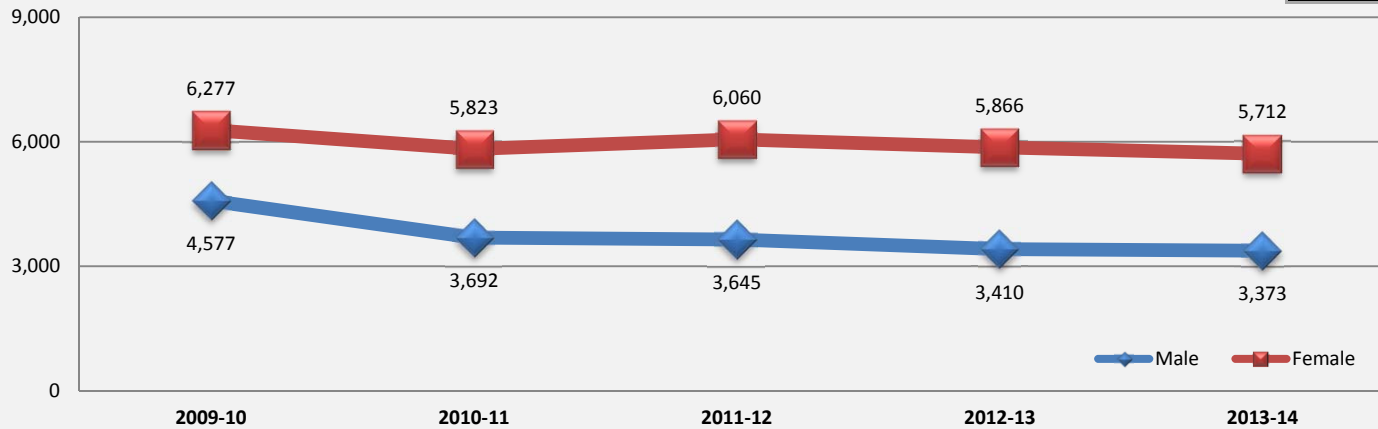
1) Dual Credit students defined by 'Location Code'. Students taking classes at HCC locations (non-dual) are not included.

Source: HCC OIR DataMart Files, End of Term, 2010 - 2014.

**ADULT EDUCATION PROGRAMS BY GENDER—2010-2014**

**-16%**  
5-Year change in total population.

**ABE/ASE<sup>(a)</sup>/ESL Enrollment by Ethnicity (Annual)**



Gender	2009-10	2010-11	2011-12	2012-13	2013-14
Male	4,577 42.2%	3,692 38.8%	3,645 37.6%	3,410 36.8%	3,373 37.1%
Female	6,277 57.8%	5,823 61.2%	6,060 62.4%	5,866 63.2%	5,712 62.9%
<b>Total</b>	<b>10,854</b>	<b>9,515</b>	<b>9,705</b>	<b>9,276</b>	<b>9,085</b>

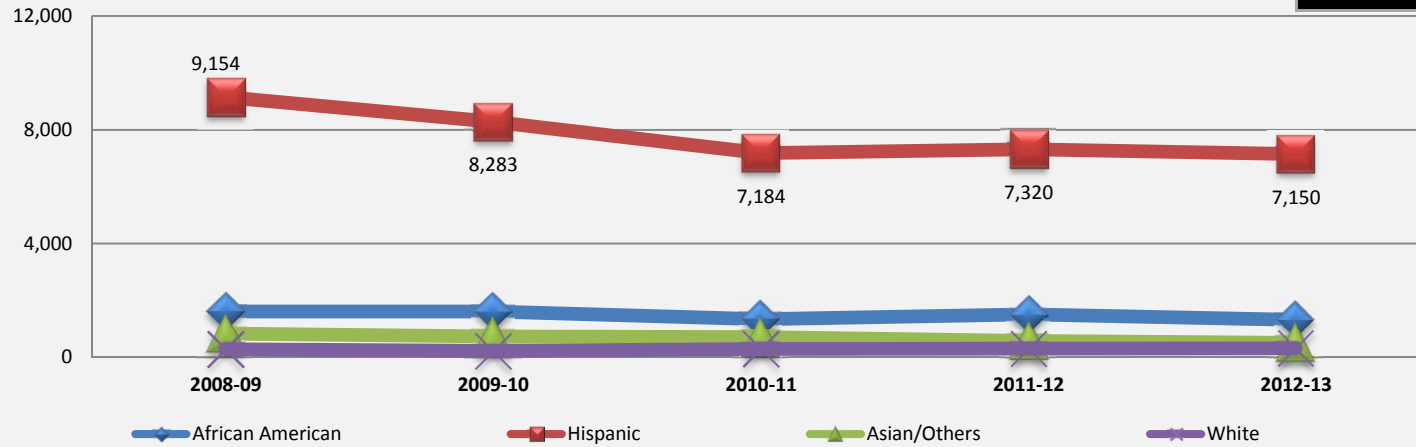
(a) ASE-Adult Secondary Education students function at the 9th grade level or higher in reading, mathematics, and language as assessed by the Test of Adult Basic Education (TABE).

Source: Texas Educating Adults Management System (TEAMS) Reports, 2010-2014.

**ADULT EDUCATION PROGRAMS BY ETHNICITY—2010-2014**

**-30%**  
5-Year change in African American population.

**ABE/ASE<sup>(a)</sup>/ESL Enrollment by Ethnicity (Annual)**



Ethnicity	2009-10		2010-11		2011-12		2012-13		2013-14	
African American	1,609	14.8%	1,335	14.0%	1,503	15.5%	1,311	14.1%	1,132	12.2%
Hispanic	8,283	76.3%	7,184	75.5%	7,320	75.4%	7,150	77.1%	7,043	75.9%
Asian/Others	734	6.8%	705	7.4%	576	5.9%	501	5.4%	508	5.5%
White	228	2.1%	291	3.1%	306	3.2%	314	3.4%	402	4.3%
<b>Total</b>	<b>10,854</b>		<b>9,515</b>		<b>9,705</b>		<b>9,276</b>		<b>9,085</b>	

(a) ASE-Adult Secondary Education students function at the 9th grade level or higher in reading, mathematics, and language as assessed by the Test of Adult Basic Education (TABE).

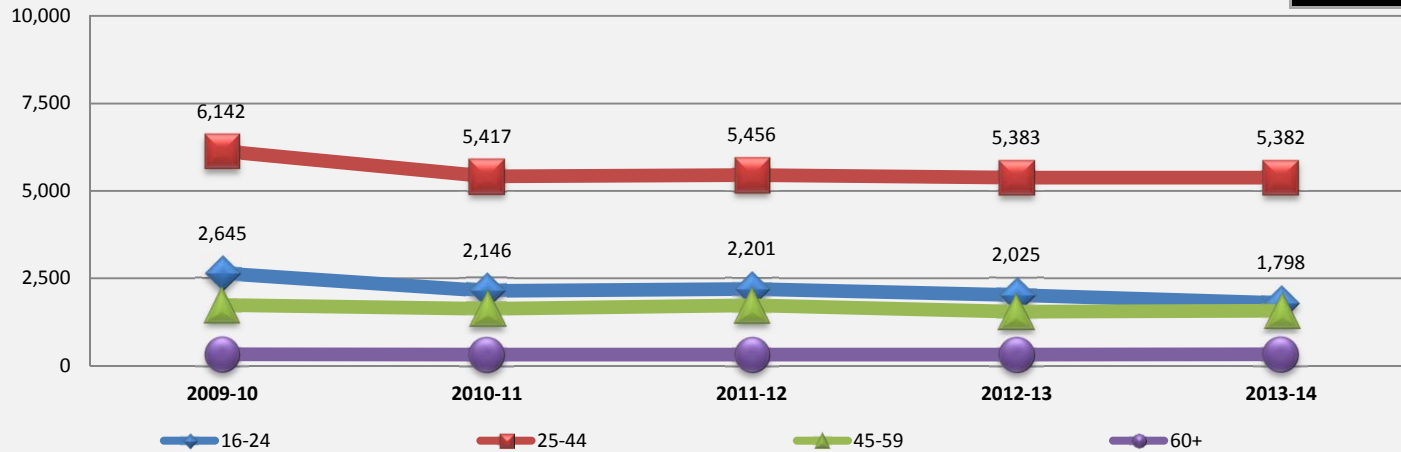
Source: Texas Educating Adults Management System (TEAMS) Reports, 2010-2014.

**ADULT EDUCATION PROGRAMS BY AGE—2010-2014**

**-12%**

5-Year change in 25-44 age group enrollment.

**ABE/ASE<sup>(a)</sup>/ESL Enrollment by Ethnicity (Annual)**



Age Group	2009-10		2010-11		2011-12		2012-13		2013-14	
<b>16-24</b>	2,645	24.4%	2,146	22.6%	2,201	22.7%	2,025	21.8%	1,798	19.8%
<b>25-44</b>	6,142	56.6%	5,417	56.9%	5,456	56.2%	5,383	58.0%	5,382	59.2%
<b>45-59</b>	1,740	16.0%	1,627	17.1%	1,727	17.8%	1,549	16.7%	1,573	17.3%
<b>60+</b>	327	3.0%	325	3.4%	321	3.3%	319	3.4%	332	3.7%
<b>Total</b>	<b>10,854</b>		<b>9,515</b>		<b>9,705</b>		<b>9,276</b>		<b>9,085</b>	

(a) ASE-Adult Secondary Education students function at the 9th grade level or higher in reading, mathematics, and language as assessed by the Test of Adult Basic Education (TABE).

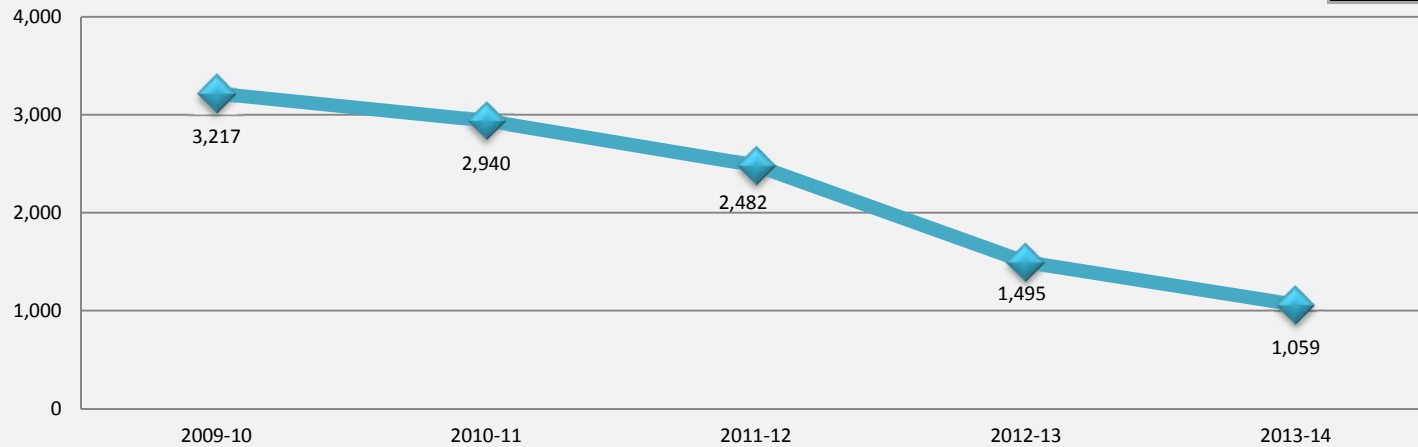
Source: Texas Educating Adults Management System (TEAMS) Reports, 2010-2014.



**ADULT HIGH SCHOOL ENROLLMENT—2010-2014**

**Adult High School Enrollment Trend (Annual)**

**-67%**  
5-Year change in Adult High School enrollment.



**The top ten feeder high schools for the Adult High School Program (2013-14)**

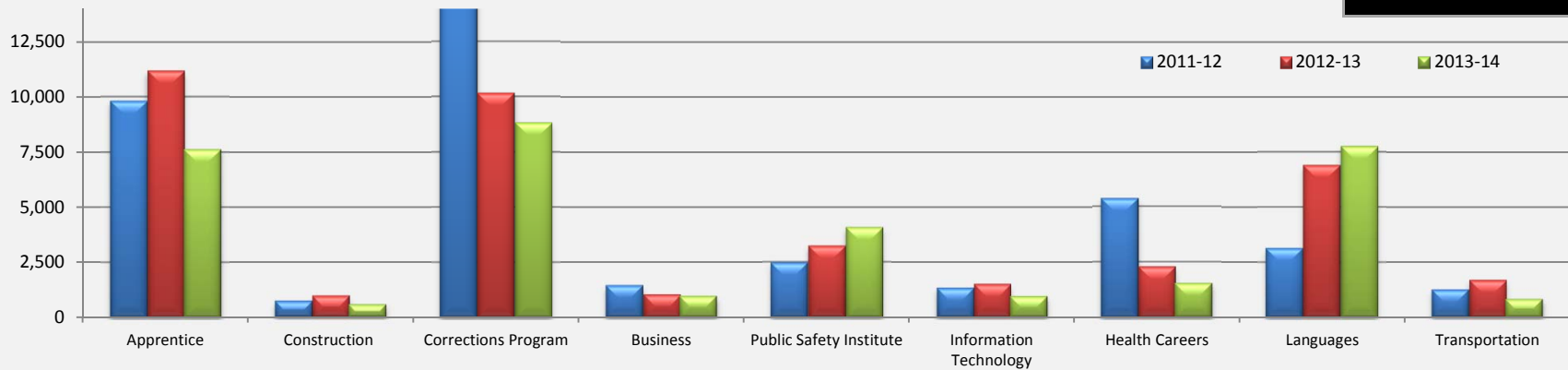
High School Name	Enrollment	High School Name	Enrollment
Bellaire High School (Houston ISD)	30	Elkins High School (Fort Bend ISD)	6
George Bush High School (Fort Bend ISD)	13	Harmony Science Academy (Private)	5
Westside High School (Houston ISD)	11	Waltrip High School (Houston ISD)	4
Chavez High School (Houston ISD)	7	Jersey Village High School (Cypress-Fairban)	4
Travis High School (Fort Bend ISD)	7	Sam Houston M. S. & T. Center (HISD)	4

Source: HCC OIR DataMart Files, 2010-2014.

**CONTINUING EDUCATION COURSE ENROLLMENT BY CLUSTERS—2012-2014**

**-13.2%**  
3-Year change in The Division of Extended Learning.

**Continuing Education Course Enrollment Trend (Annual)**



**COURSE TYPE**

Continuing Education Unit Content Area:	2011-12	2012-13	2013-14
Apprentice	9,828	11,196	7,634
Center for Health Care Prof	-	2,376	790
Construction	738	969	580
Corrections Program	16,001	10,175	8,835
Business	1,451	1,035	976
Public Safety Institute	2,493	3,245	4,078
Information Technology	1,327	1,501	961
Health Careers	5,381	2,306	1,567
Languages	3,161	6,915	7,771
Transportation	1,267	1,692	840
<b>Total Enrollment (Duplicated)</b>	<b>41,647</b>	<b>41,410</b>	<b>34,032</b>

**COURSE TYPE**

Non-Credit Content Area:	2011-12	2012-13	2013-14
Health Careers	-	195	301
Online CE Courses	1,485	1,584	1,169
Leisure	910	838	820
Transportation Motorcycle	246	-	-
Public Safety Institute	-	-	2,102
<b>Total Enrollment (Duplicated)</b>	<b>2,641</b>	<b>2,617</b>	<b>4,392</b>

Numbers on this page represent seat count, not number of students.

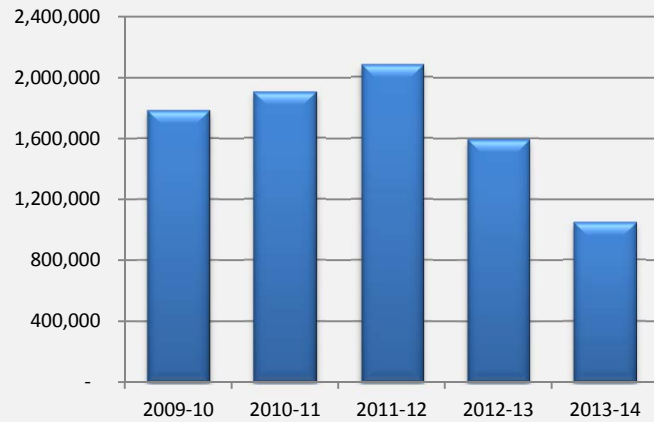
Source: PeopleSoft Query – “All ClassesMonitor” by Term - Fall 2011 to Summer 2014.

Library Service by Door Count and Materials Circulation

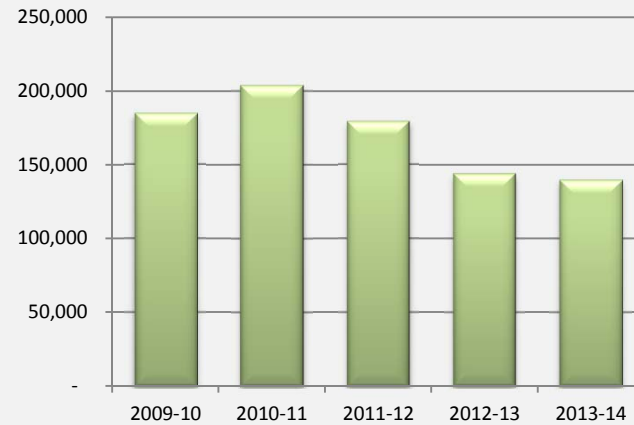
**-24.3%**

5-Year change in library Materials Circulation.

Door Count



Materials Circulation



Use of Library Services

Library Collection

	<u>Use of Library Services</u>			<u>Library Collection</u>		
	Door Count	Orientation Attendees	Materials Circulation	Book Volumes (a)	Subscriptions (a)	Media Titles (b)
2009-2010	1,785,333	22,200	184,842	255,716	36,122	27,068
2010-2011	1,904,496	20,316	204,112	291,198	22,211	28,507
2011-2012	2,084,160	14,381	179,399	295,305	19,346	28,065
2012-2013	1,595,964	22,602	144,261	328,271	23,765	35,125
2013-2014	1,047,005	18,784	139,884	450,118	49,347	33,710

(a) Book Volumes and Subscriptions include e-books and e-journals.

(b) Media Titles includes Digital Video.

Source: As Reported to The National Center for Education Statistics (NCES), 2010-2014.



In 2014, HCC was ranked **3**rd (In Two-Year Institutions) nationally in the number of Associate Degrees Produced by Community College Week.

**ASSOCIATE DEGREES:  
ALL DISCIPLINES**

2013 Rank*	Two-Year Institutions	State	Associate Degrees
3	Ivy Tech Community College	IN	9,265
6	Northern Virginia Community College	VA	5,636
9	Houston Community College	TX	4,410
10	Lone Star College System	TX	4,373
11	Portland Community College	OR	4,217
13	Tarrant County College District	TX	4,059
15	Hillsborough Community College	FL	3,727
16	Salt Lake Community College	UT	3,485
17	El Paso Community College	TX	3,404
18	Suffolk County Community College	NY	3,398

\* Out-of 100, Two-Year Institutions & Four-Year Institutions

## ACADEMIC ACHIEVEMENT

---

### AWARDS AND COMPLETIONS

AWARDS AND COMPLETIONS ACADEMIC YEAR 2013-2014	36
ASSOCIATE DEGREE BY PROGRAM —2014	37
AWARD AND COMPLETION TRENDS —2010-2014	38

SEMESTER CREDIT HOUR STUDENT RETENTION—FALL2009-2013	39
--	----

### GRADE DISTRIBUTION

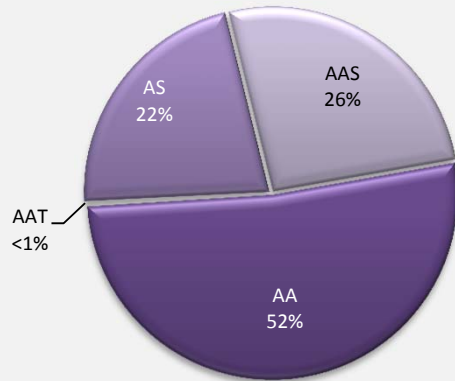
GRADE DISTRIBUTION TRENDS —2010-2014	40
--------------------------------------	----

### TRANSFER STUDENTS

TOP TWELVE (12) PUBLIC TEXAS UNIVERSITIES FOR HCC TRANSFERS—FALL 2009 - FALL 2013	41
TRANSFER RATE TRENDS 2009-2013	42

## Degrees, Certificates, Other Awards for Academic Year 2013-2014

### Associate Degrees



Associate Degrees	Number of Programs	Number Awarded
Associate in Arts (AA)	18	2,580
Associate of Arts in Teaching (AAT)	1	11
Associate in Science (AS)	4	1,093
Associate in Applied Science (AAS)	96	1,300
<b>Associate Degrees Total</b>	<b>119</b>	<b>4,984</b>

Certificates	Number of Programs	Number Awarded
Certificate 1, 2, & 3	147	1,191
Advanced Technology (ATC)	1	17
<b>Certificates Total</b>	<b>148</b>	<b>1,208</b>

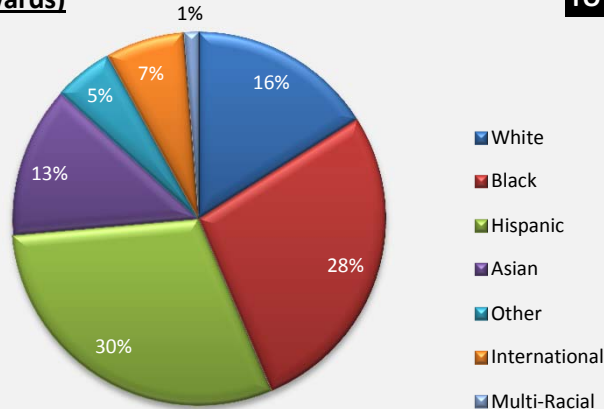
  

Other Awards	Number of Programs	Number Awarded
Completion of Core Curriculum	22	3,574
Marketable Skills Achiever	19	834
<b>Other Awards Total</b>	<b>41</b>	<b>4,408</b>

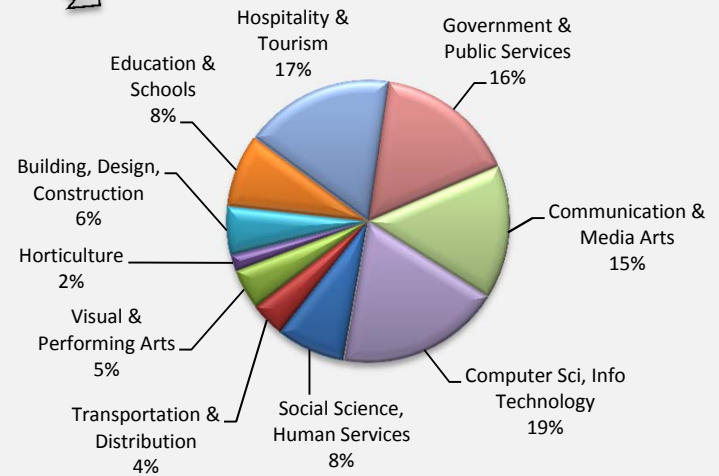
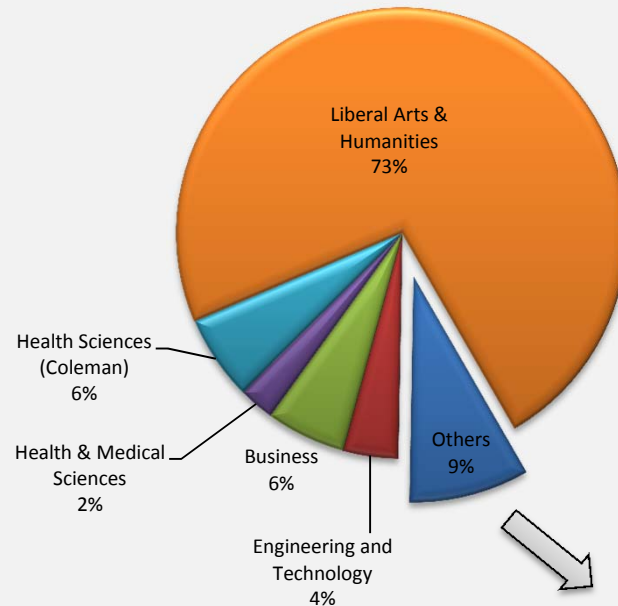
<b>TOTAL</b>	<b>308</b>	<b>10,600</b>
--------------	------------	---------------

### Ethnicity (Total Awards)



Source: THECB Compliance Reports, CBM009, CBM00M Fall 2014.

### Associate Degrees by Program (Academic Year 2013-2014)



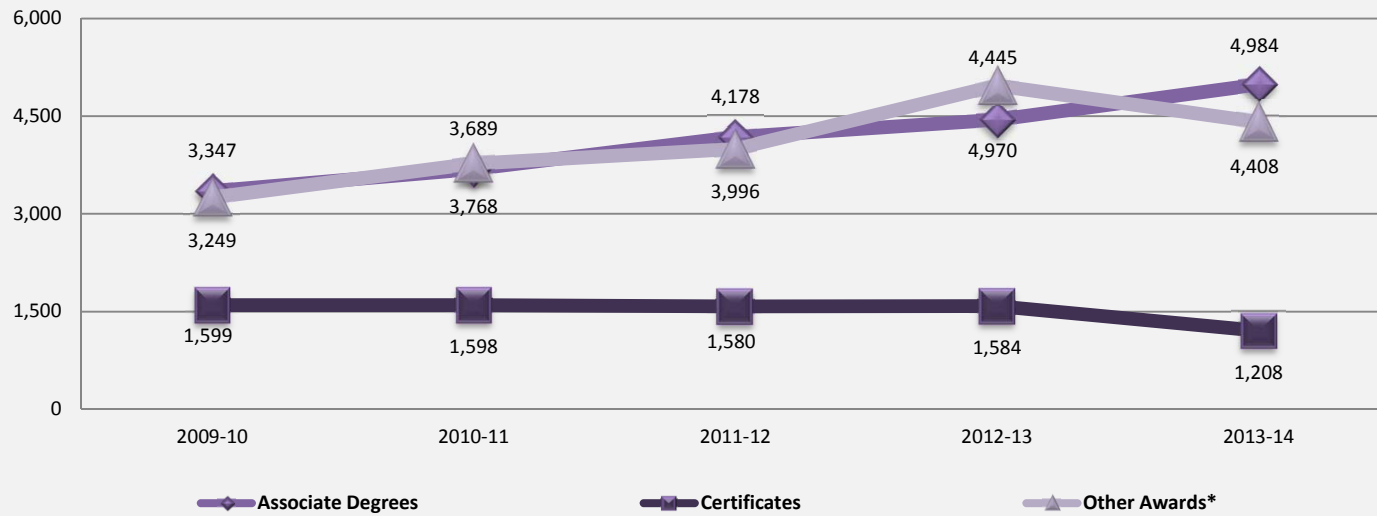
Associate Degrees	Number of Programs	Number Awarded
Associate in Arts (AA)	18	2,580
Associate of Arts in Teaching (AAT)	1	11
Associate in Science (AS)	4	1,093
Associate in Applied Science (AAS)	96	1,300
<b>Associate Degrees Total</b>	<b>119</b>	<b>4,984</b>

Source: THECB Compliance Reports, CBM009, CBM00M Fall 2014.

**AWARD AND COMPLETION TRENDS—2010-2014**

**+49%**  
5-Year change in associate degrees.

**Award and Completion Trends**



	2009-10		2010-11		2011-12		2012-13		2013-14	
Associate Degrees	3,347	40.8%	3,689	40.7%	4,178	42.8%	4,445	40.4%	4,984	47.0%
Certificates	1,599	19.5%	1,598	17.6%	1,580	16.2%	1,584	14.4%	1,208	11.4%
Other Awards*	3,249	39.6%	3,768	41.6%	3,996	41.0%	4,970	45.2%	4,408	41.6%
<b>TOTAL</b>	<b>8,195</b>		<b>9,055</b>		<b>9,754</b>		<b>10,999</b>		<b>10,600</b>	

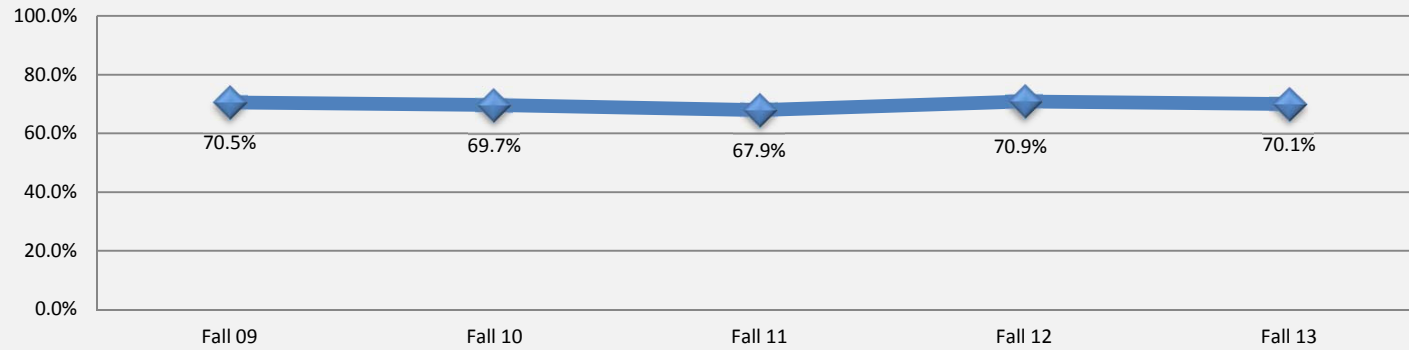
\*Includes Completion of Core Curriculum and Marketable Skills Achiever

Source: Combined, certified THECB CBM009 and CBM00M Reports, Fall 2010 - 2014.



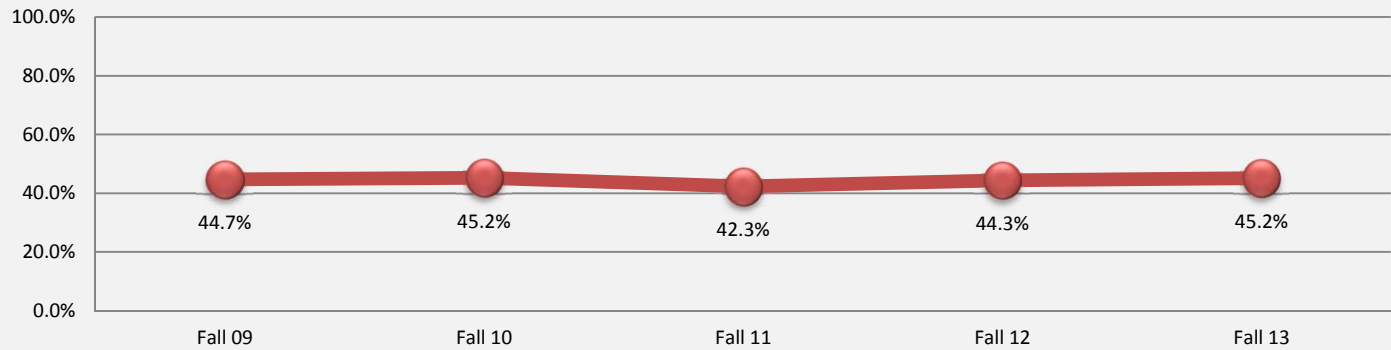
**SEMESTER CREDIT HOUR STUDENT RETENTION—FALL2009-2013**

**Fall to Spring (All SCH)**



Note: Fall credit students who returned to HCC the next Spring semester.

**Fall to Fall (All SCH)**

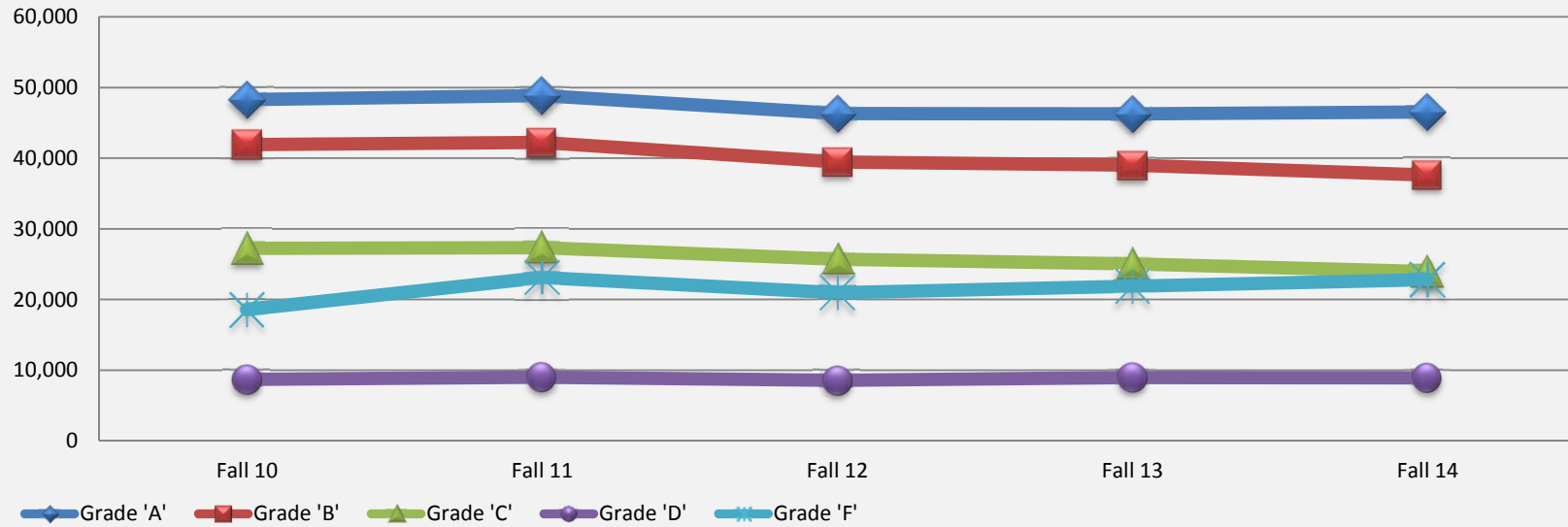


Note: Fall credit students who returned to HCC the subsequent Fall semester.

Source: HCC OIR DataMart Files, End of Term.

**GRADE DISTRIBUTION TRENDS—FALL 2010 - FALL 2014**

**Course Grade Distribution Trends**



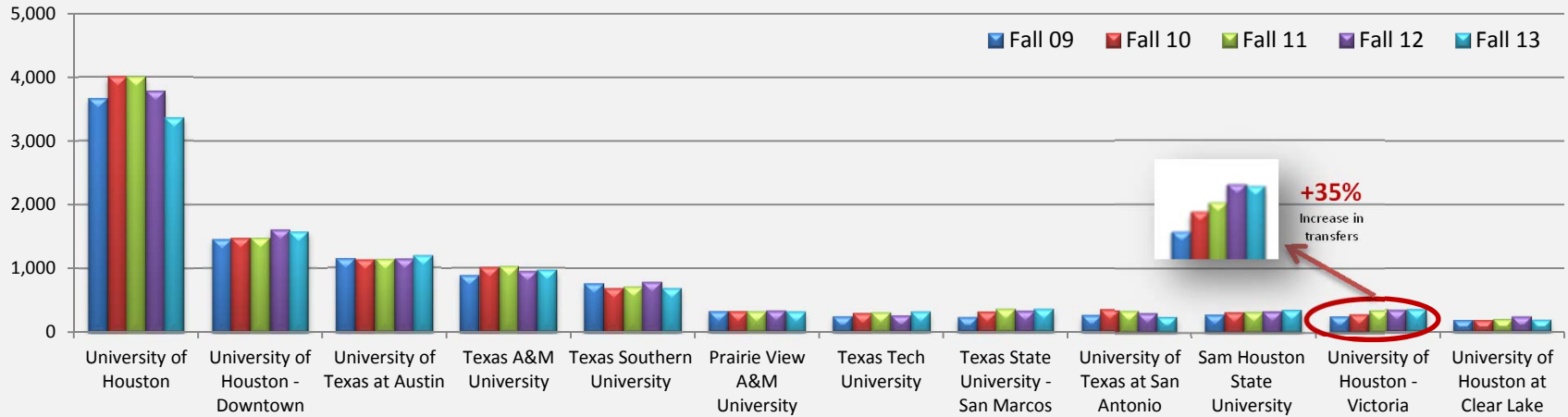
FALL	A	B	C	SUBTOTAL	D	F	SUBTOTAL	W	I	IP	SUBTOTAL	TOTAL
2010	48,316	41,910	27,252	117,478	8,720	18,601	27,321	18,379	2,183	1,808	22,370	167,169
2011	48,877	42,249	27,319	118,445	9,004	23,127	32,131	18,083	2,009	1,723	21,815	172,391
2012	46,319	39,455	25,718	111,492	8,577	20,972	29,549	13,497	1,739	1,548	16,784	157,825
2013	46,300	39,038	25,063	110,401	8,974	21,900	30,874	12,903	1,575	1,533	16,011	157,286
2014	46,565	37,635	23,949	108,149	8,908	22,809	31,717	13,783	1,481	1,014	16,278	156,144

Note: W = Withdrawal, I = Incomplete, IP = In Progress

Source: HCC Standard Report, HIRGRDSE, Fall 2009 - Fall 2011 & Program Review Dashboard, Fall 2012 - Fall 2013.

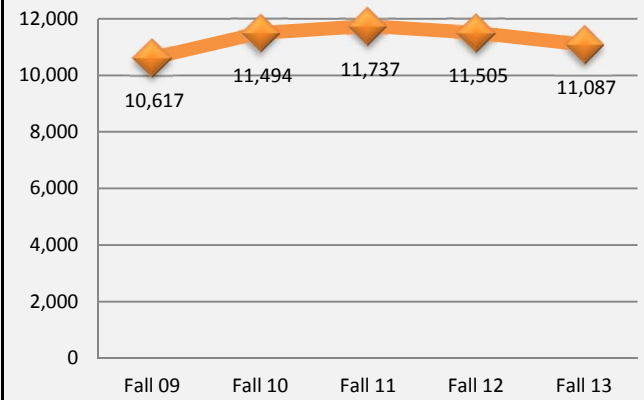
**TRANSFER STUDENTS—FALL 2009 - FALL 2013**

**Top Twelve (12) Public Texas Universities for HCC Transfers**



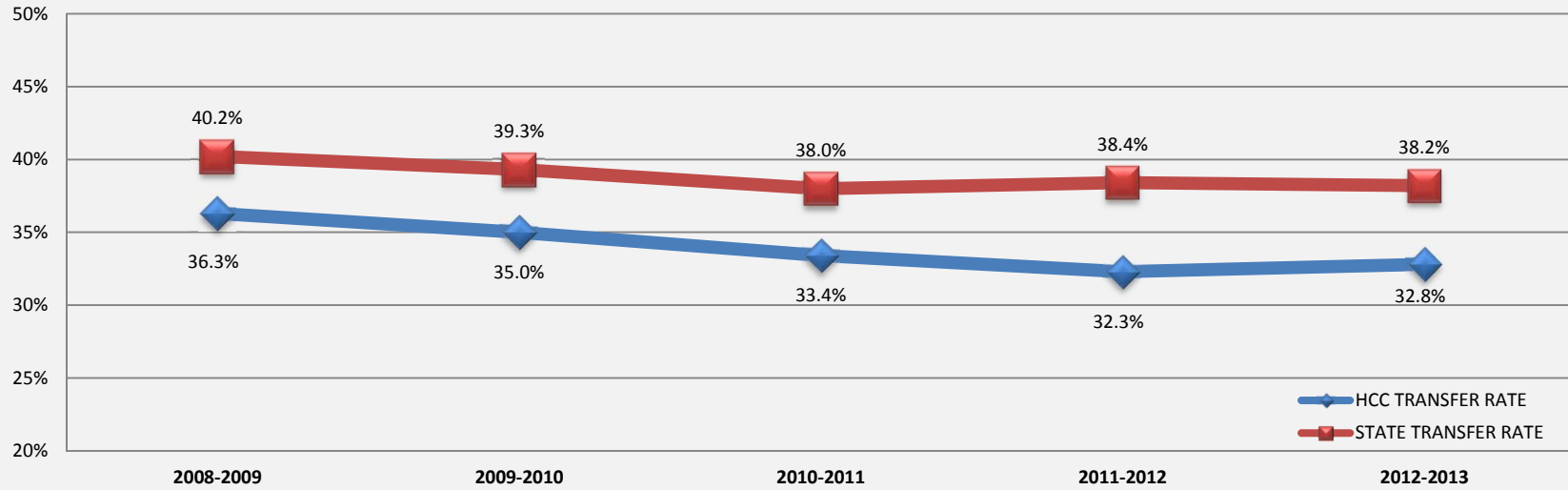
Institutions Attended	NUMBER HCC TRANSFERS				
	Fall 09	Fall 10	Fall 11	Fall 12	Fall 13
University of Houston	3,673	4,015	4,010	3,786	3,372
University of Houston - Downtown	1,460	1,480	1,479	1,608	1,576
University of Texas at Austin	1,148	1,128	1,132	1,142	1,196
Texas A&M University	891	1,016	1,033	959	978
Texas Southern University	767	693	716	790	692
Prairie View A&M University	326	324	319	334	320
Texas Tech University	248	296	308	262	321
Texas State University - San Marcos	233	315	360	331	358
University of Texas at San Antonio	264	352	344	313	250
Sam Houston State University	289	325	330	339	362
University of Houston - Victoria	261	295	352	344	352
University of Houston at Clear Lake	186	187	199	240	192

**Total Public Texas Universities for HCC Transfers to Public Universities**



Source: THECB, Automated Student and Adult Learner Follow-up System, Students Pursuing Additional Education By Institution, Fall 2009 - 2013.

Student Transfer Rate Trends 2009-2013



ACADEMIC YEAR	2008-2009	2009-2010	2010-2011	2011-2012	2012-2013
HCC TRANSFER RATE	36.3%	35.0%	33.4%	32.3%	32.8%
STATE TRANSFER RATE	40.2%	39.3%	38.0%	38.4%	38.2%

Transfer Rate is the percent of Students\* found to be enrolled in a Texas public higher education institution in the Fall following a given academic year.

\* Includes Academic, Technical, Tech-Prep, & Continuing Education students.

Source: THECB, Automated Student and Adult Learner Follow-Up System, Summary by Institution and Statewide.



**PERSONNEL PROFILE**

---

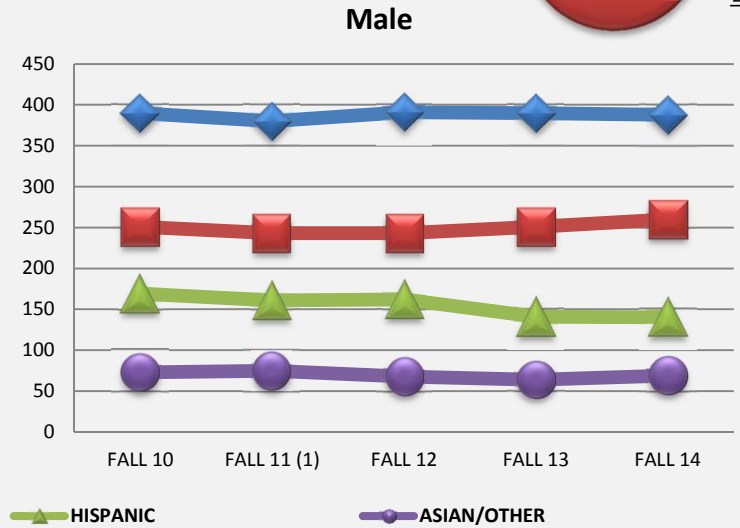
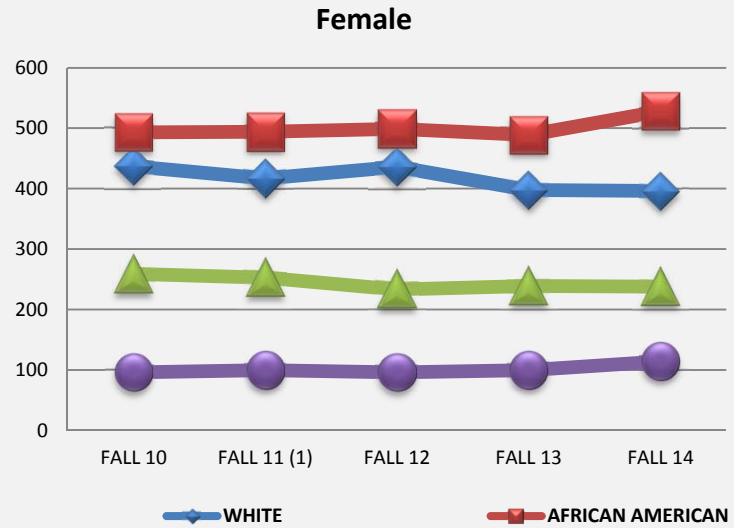
TOTAL FULL-TIME EMPLOYEES—FALL 2010-FALL 2014	
GENDER AND ETHNICITY	45
FULL-TIME FACULTY—FALL 2010-FALL 2014	
GENDER AND ETHNICITY	46
PART-TIME FACULTY—FALL 2010-FALL 2014	
GENDER AND ETHNICITY	47
FULL-TIME ADMINISTRATION—FALL 2010-FALL 2014	
GENDER AND ETHNICITY	48
FULL-TIME SUPPORT STAFF—FALL 2010-FALL 2014	
GENDER AND ETHNICITY	49

**TOTAL FULL-TIME EMPLOYEES—FALL 2010-FALL 2014**

**Total Full-Time Employees by Gender and Ethnicity**



In Fall 14, Total FT-  
Employees by Ethnicity

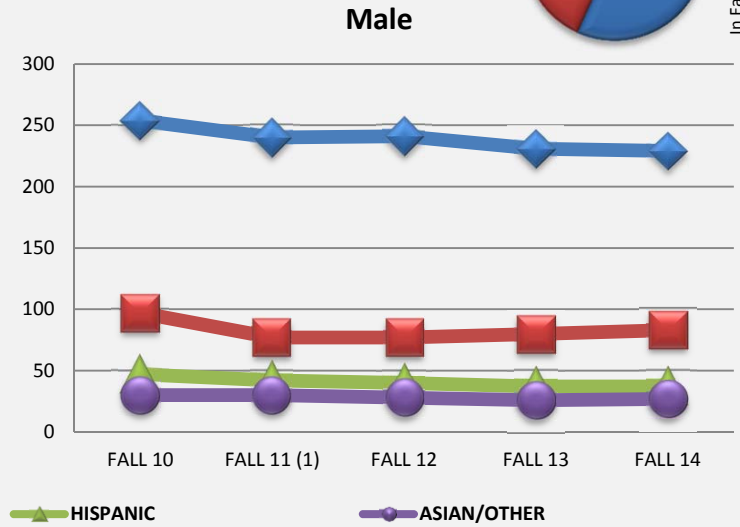
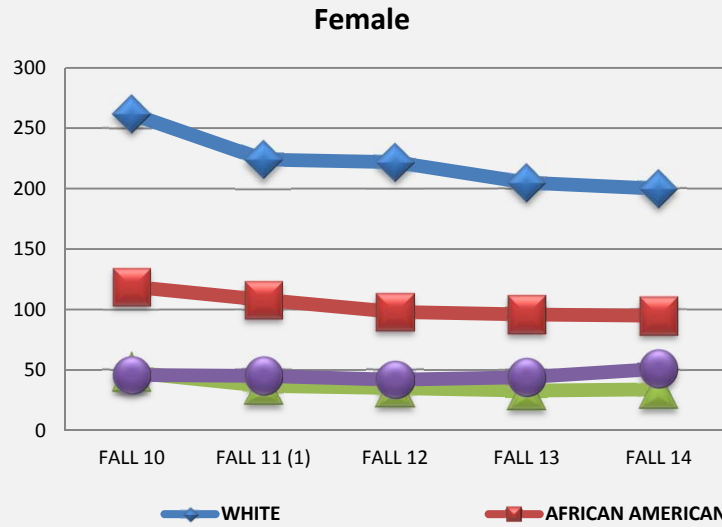
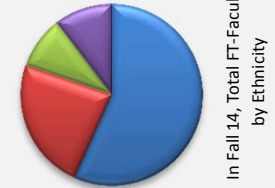


	<u>Female</u>					<u>Male</u>				
	FALL 10	FALL 11	FALL 12	FALL 13	FALL 14	FALL 10	FALL 11	FALL 12	FALL 13	FALL 14
WHITE	437	417	436	398	396	390	380	391	390	388
AFRICAN AMERICAN	493	494	499	489	528	251	243	243	251	260
HISPANIC	259	253	233	239	238	169	161	162	141	140
ASIAN/PACIFIC ISLANDER	96	100	96	100	114	73	75	68	64	69
OTHER	7	7	7	7	10	7	6	4	3	1
<b>TOTAL</b>	<b>1,292</b>	<b>1,271</b>	<b>1,271</b>	<b>1,233</b>	<b>1,286</b>	<b>890</b>	<b>865</b>	<b>868</b>	<b>849</b>	<b>858</b>

Source: IPEDS Human Resources Survey, Fall 2010-14.

**FULL-TIME FACULTY—FALL 2010-FALL 2014**

**Full-Time Faculty by Gender and Ethnicity**



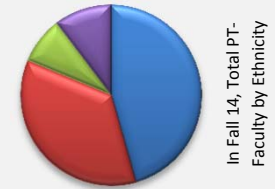
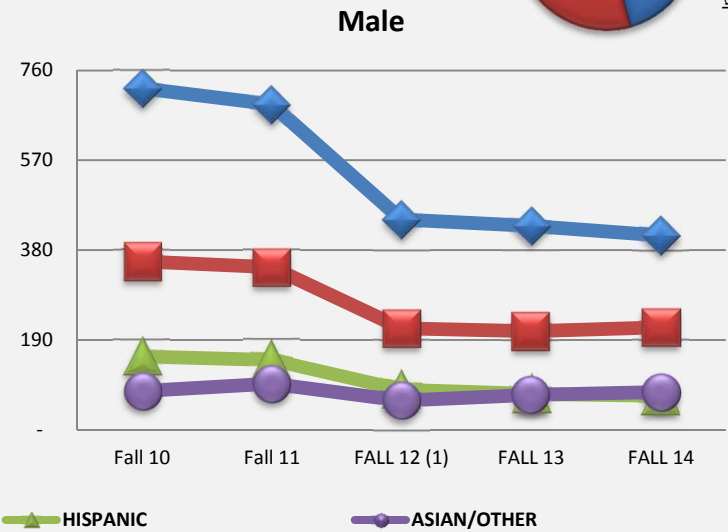
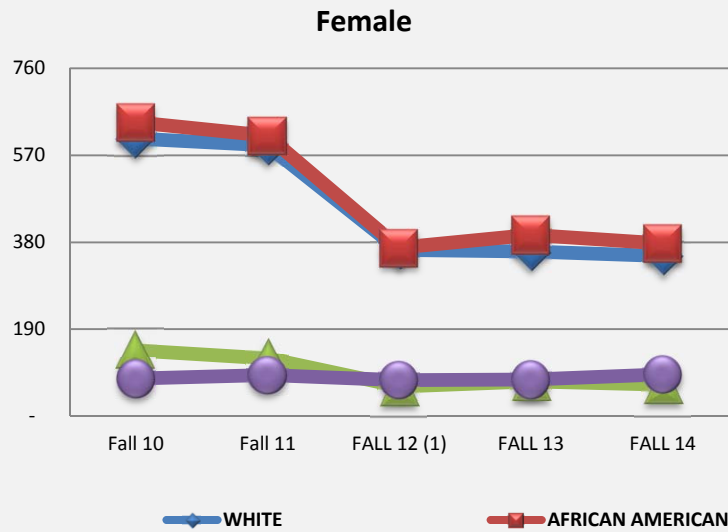
	<u>Female</u>					<u>Male</u>				
	FALL 10	FALL 11	FALL 12	FALL 13	FALL 14	FALL 10	FALL 11	FALL 12	FALL 13	FALL 14
WHITE	262	224	222	205	200	254	240	241	231	229
AFRICAN AMERICAN	119	108	98	96	95	97	77	77	80	83
HISPANIC	48	37	35	33	34	47	42	40	37	37
ASIAN/PACIFIC ISLANDER	46	45	42	44	51	30	30	28	26	27
OTHER	3	3	5	6	3	4	3	1	1	0
<b>TOTAL</b>	<b>478</b>	<b>417</b>	<b>402</b>	<b>384</b>	<b>383</b>	<b>432</b>	<b>392</b>	<b>387</b>	<b>375</b>	<b>376</b>

Source: IPEDS Human Resources Survey, Fall 2010-14.



**PART-TIME FACULTY—FALL 2010 - FALL 2014**

**Part-Time Faculty by Gender and Ethnicity**



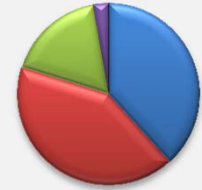
	<u>Female</u>					<u>Male</u>				
	FALL 10	FALL 11	FALL 12 (1)	FALL 13	FALL 14	FALL 10	FALL 11	FALL 12 (1)	FALL 13	FALL 14
WHITE	607	592	363	360	350	722	688	445	431	411
AFRICAN AMERICAN	642	613	368	396	377	356	344	215	209	217
HISPANIC	144	126	65	76	69	155	148	85	76	72
ASIAN/PACIFIC ISLANDER	82	90	79	80	91	82	98	62	74	80
OTHER	73	55	21	22	14	58	27	12	18	6
<b>TOTAL</b>	<b>1,548</b>	<b>1,476</b>	<b>896</b>	<b>934</b>	<b>901</b>	<b>1,373</b>	<b>1,305</b>	<b>819</b>	<b>808</b>	<b>786</b>

(1) Prior to Fall 2012, tutors were erroneously classified as part-time faculty.

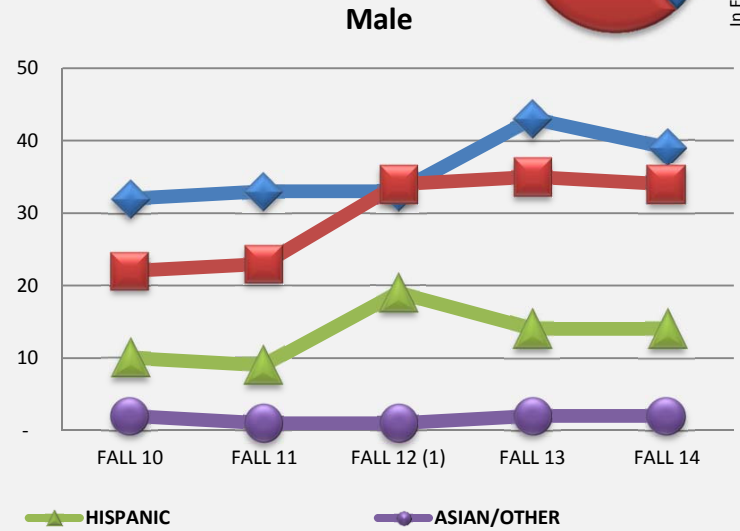
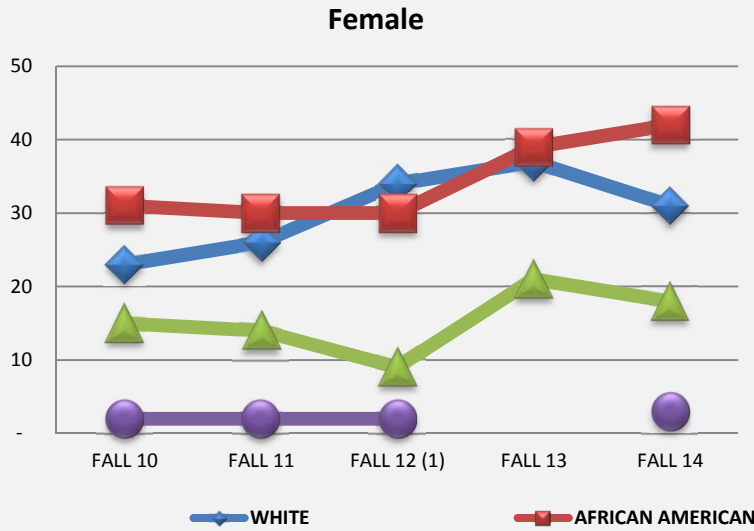
Source: IPEDS Human Resources Survey, Fall 2010-14.

**FULL-TIME ADMINISTRATION—FALL 2010 - FALL 2014**

**Full-Time Administration by Gender and Ethnicity**



In Fall 14, Total FT-Administration by Ethnicity



	<u>Female</u>					<u>Male</u>				
	FALL 10	FALL 11	FALL 12 (1)	FALL 13	FALL 14	FALL 10	FALL 11	FALL 12 (1)	FALL 13	FALL 14
WHITE	23	26	34	37	31	32	33	33	43	39
AFRICAN AMERICAN	31	30	30	39	42	22	23	34	35	34
HISPANIC	15	14	9	21	18	10	9	19	14	14
ASIAN/OTHER	2	2	2	--	3	2	1	1	2	2
<b>TOTAL</b>	<b>71</b>	<b>72</b>	<b>75</b>	<b>97</b>	<b>94</b>	<b>66</b>	<b>66</b>	<b>87</b>	<b>94</b>	<b>89</b>

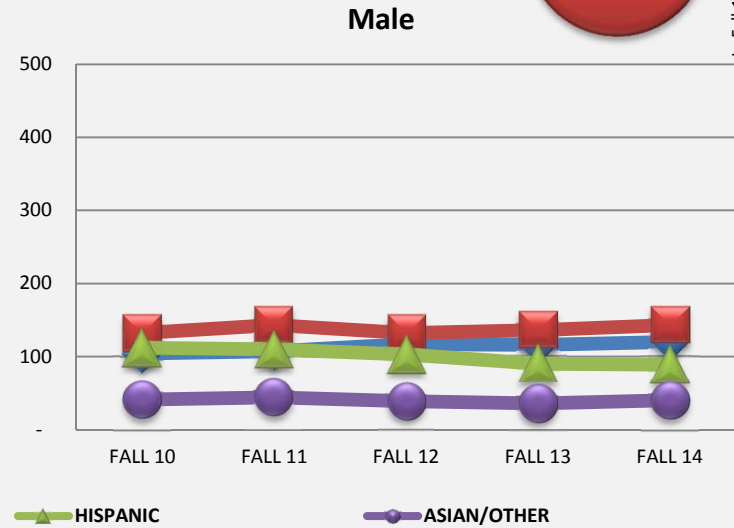
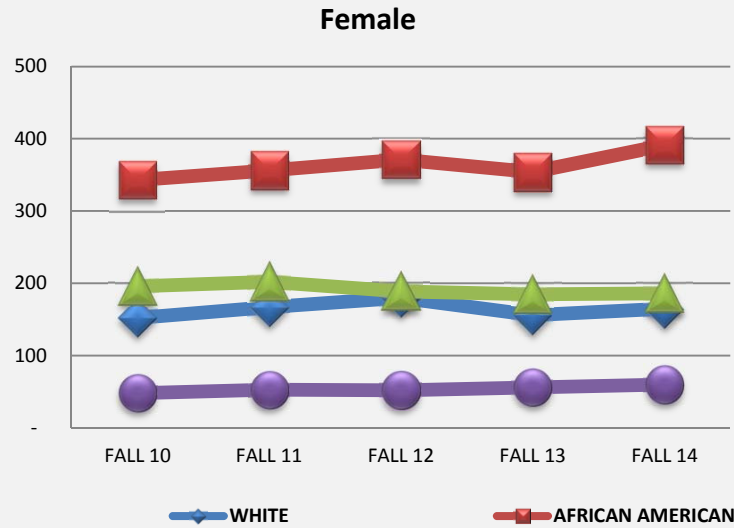
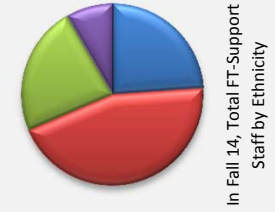
Management Occupations: An occupational category based on the major group in the 2010 Standard Occupational Classification (SOC) Manual called Management Occupations. For detailed information refer to the following website: <http://www.bls.gov/soc/2010/soc110000.htm>.

(1) In Fall 2012, reflects changes in the classification on some professional management personnel to administrative personnel.

Source: IPEDS Human Resources Survey, Fall 2010-14.

**FULL-TIME SUPPORT STAFF—FALL 2010 - FALL 2014**

**Full-Time Support Staff by Gender and Ethnicity**



	<u>Female</u>					<u>Male</u>				
	FALL 10	FALL 11	FALL 12	FALL 13	FALL 14	FALL 10	FALL 11	FALL 12	FALL 13	FALL 14
WHITE	152	167	180	156	165	104	107	117	116	120
AFRICAN AMERICAN	343	356	371	354	391	132	143	132	136	143
HISPANIC	196	202	189	185	186	112	110	103	90	89
ASIAN/PACIFIC ISLANDER	48	53	52	56	60	41	44	39	36	40
OTHER	4	4	2	1	7	3	3	3	2	1
<b>TOTAL</b>	<b>743</b>	<b>782</b>	<b>794</b>	<b>752</b>	<b>809</b>	<b>392</b>	<b>407</b>	<b>394</b>	<b>380</b>	<b>393</b>

Source: IPEDS Human Resources Survey, Fall 2010-14.



**FINANCIAL INFORMATION**

---

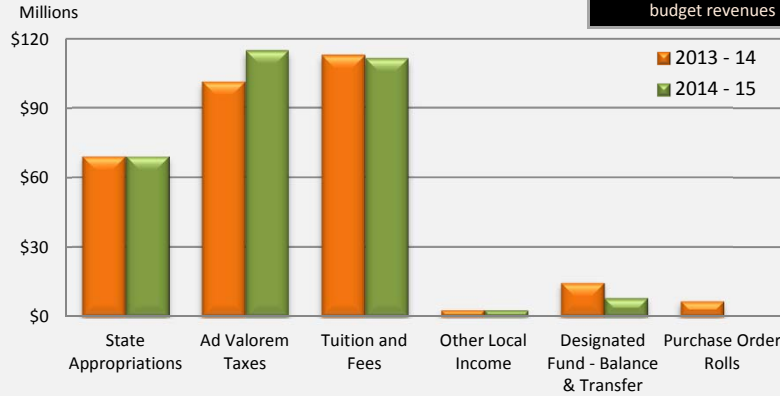
<b>APPROVED BUDGET UNRESTRICTED REVENUES AND EXPENDITURES (OPERATING FUND)—2014-2015</b>	
<b>DISTRIBUTION OF REVENUES</b>	<b>52</b>
<b>DISTRIBUTION OF EXPENDITURES</b>	<b>52</b>
<b>TAX RATE—2014-2015</b>	<b>52</b>
<b>AUDITED REVENUES, EXPENDITURES, ALL FUNDS—2013-2014</b>	
<b>DISTRIBUTION OF REVENUES</b>	<b>53</b>
<b>DISTRIBUTION OF EXPENDITURES</b>	<b>53</b>
<b>TUITION AND FEES</b>	<b>54</b>
<b>FINANCIAL AID AWARDS</b>	
<b>STUDENTS RECEIVING FINANCIAL AID AWARDS</b>	<b>55</b>
<b>AMOUNT DISBURSED TO FINANCIAL AID STUDENTS</b>	<b>56</b>
<b>APPROVED CONSTRUCTION PROJECTS —2014-2015</b>	<b>57</b>

**APPROVED BUDGET UNRESTRICTED REVENUES AND EXPENDITURES (OPERATING FUND)—2014-2015**

**Distribution of Revenues**

**-0.5%**

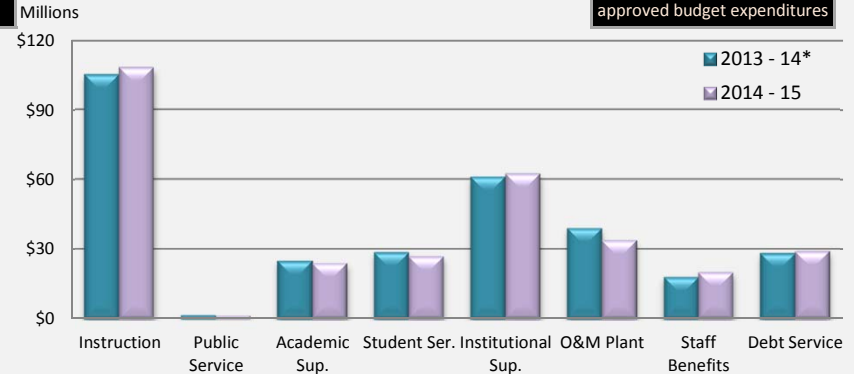
2-Year change in total approved budget revenues



**Distribution of Expenditures**

**-0.5%**

2-Year change in total approved budget expenditures



Distribution of Revenues	2013 - 14	2014 - 15
State Appropriations	69,202,364	69,202,364
Ad Valorem Taxes	101,478,107	114,968,081
Tuition and Fees	112,941,524	111,658,563
Other Local Income	2,977,550	2,867,459
Designated Fund - Balance & Transfer	14,731,391	8,000,000
Purchase Order Rolls	6,772,578	-
<b>Total Approved Budget Revenues</b>	<b>308,103,514</b>	<b>306,696,467</b>

Distribution of Expenditures	2013 - 14*	2014 - 15
Instruction	\$ 105,296,178	\$ 108,293,752
Public Service	1,631,825	1,473,371
Academic Support	25,107,762	24,061,322
Student Services	28,887,944	26,957,474
Institutional Support	61,393,533	62,624,813
Operation & Maintenance of Plant	39,257,315	33,912,307
Staff Benefits	18,152,880	20,180,691
Waiver & Exemptions	netted	netted
Transfers/Debt Service	28,376,077	29,192,737
<b>Total Approved Budget Expenditures</b>	<b>\$ 308,103,514</b>	<b>\$306,696,467</b>

\* Revised by OFPB on 02/03/15.

Source: HCC Fiscal Year 2013-14 & 2014-15 Budget, Unrestricted Funds.

**Tax Rate—2014-2015**

Tax Rate Per \$100 Valuation	2014	2015
HCC	0.097173	0.106890
State Community Colleges (Average)	0.165993	0.167993

**-0.06110**

In 2015, difference between HCC & average tax rate state wide.

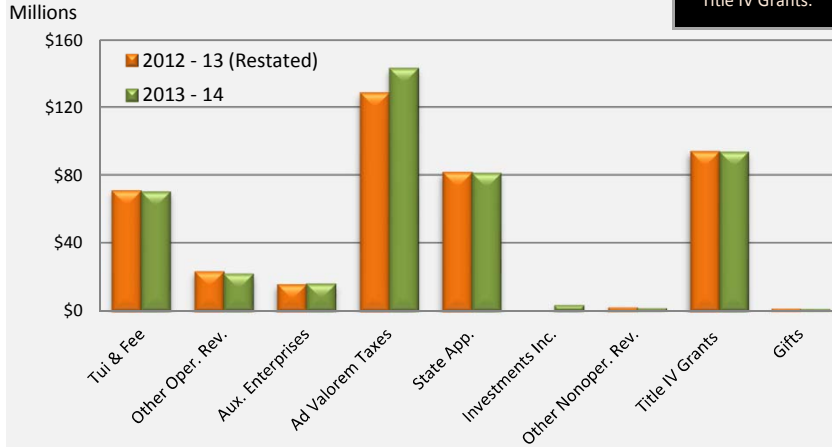
Source: Texas Association of Community Colleges, <http://www.tacc.org/pages/data-and-info/community-college-funding/property-tax-survey-results>

**AUDITED REVENUES, EXPENDITURES, ALL FUNDS—2013-2014**

**Distribution of Revenues**

**-0.4%**

2-Year change in Title IV Grants.

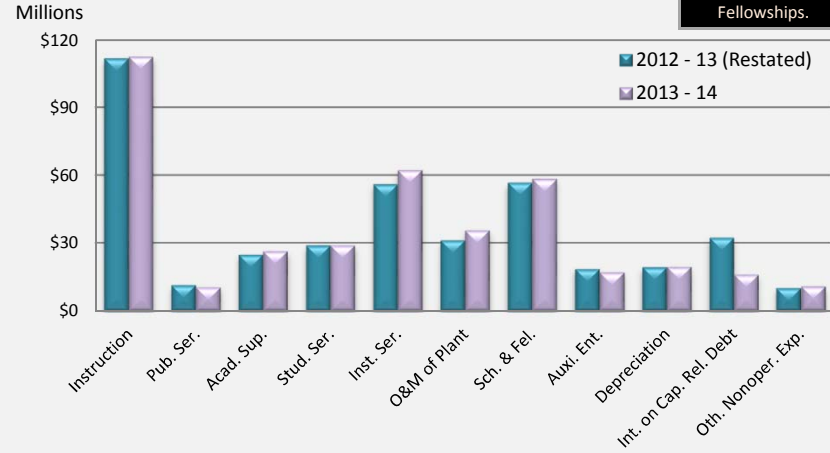


Distribution of Revenues		2012 - 13 (Restated)	2013 - 14
<b>Operating</b>	Tuition and Fees	\$ 71,433,953	\$ 70,689,034
	Other Operating Revenues	23,547,270	22,310,436
	Auxilliary Enterprises	16,092,899	16,420,060
<b>Total Operating Revenues</b>		<b>\$111,074,122</b>	<b>\$109,419,530</b>
<b>Nonoperating</b>	Ad Valorem Taxes	\$ 129,256,277	\$ 143,389,744
	State Appropriations	82,105,228	81,675,719
	Investments Income	-140,747	3,704,351
	Other Nonoperating Revenue	2,330,435	1,843,482
	Title IV Grants	94,423,841	94,092,798
	Gifts	1,591,888	1,436,292
<b>Total Nonoperating Revenues</b>		<b>\$313,782,223</b>	<b>\$326,142,386</b>
<b>Total Audited Revenues</b>		<b>\$424,856,345</b>	<b>\$435,561,916</b>

**Distribution of Expenditures**

**+2.9%**

2-Year change in Scholarships & Fellowships.



Distribution of Expenditures		2012 - 13 (Restated)	2013 - 14
<b>Operating</b>	Instruction	\$ 111,931,030	\$ 112,628,406
	Public Services	11,638,013	10,628,104
	Academic Support	25,060,154	26,699,201
	Student Services	29,165,865	29,244,604
	Institutional Support	56,398,020	62,673,369
	Operation & Maintenance of Plant	31,438,811	35,885,631
	Scholarships & Fellowships	57,092,409	58,733,940
	Auxilliary Enterprises	18,760,757	17,233,928
	Depreciation	19,492,034	19,743,511
<b>Total Operating Expenses</b>		<b>\$360,977,093</b>	<b>\$373,470,694</b>
<b>Nonoperating</b>	Interest on Capital Related Debt	\$ 32,612,343	\$ 16,346,638
	Other Nonoperating Expenses-net	10,305,162	10,955,750
<b>Total Nonoperating Expenses</b>		<b>\$42,917,505</b>	<b>\$27,302,388</b>
<b>Total Audited Expenditures</b>		<b>\$403,894,598</b>	<b>\$400,773,082</b>

Source: HCC Annual Financial Report for the Fiscal Year Ended August 31, 2012-13 & 2013-14.

**TUITION AND FEES—2011-2015**

**Schedule of Tuition and Fees\***

**+19%**

5-Year change in academic full-time (12 Semester Hours) cost.

TEXAS RESIDENTS (In-District)	Per Semester Hour	ACADEMIC COURSES					WORKFORCE COURSES				
		2010-11	2011-12	2012-13	2013-14	2014-15	2010-11 (a)	2011-12	2012-13	2013-14	2014-15
		3	\$ 175.80	\$ 207.60	\$ 207.90	\$ 208.20	\$ 208.20	\$ 178.80	\$ 207.60	\$ 207.90	\$ 208.20
6	\$ 345.60	\$ 409.20	\$ 409.80	\$ 410.40	\$ 410.40	\$ 351.60	\$ 409.20	\$ 409.80	\$ 410.40	\$ 410.40	
9	\$ 515.40	\$ 610.80	\$ 611.70	\$ 612.60	\$ 612.60	\$ 524.40	\$ 610.80	\$ 611.70	\$ 612.60	\$ 612.60	
12	\$ 685.20	\$ 812.40	\$ 813.60	\$ 814.80	\$ 814.80	\$ 697.20	\$ 812.40	\$ 813.60	\$ 814.80	\$ 814.80	
15	\$ 852.00	\$ 1,011.00	\$ 1,012.50	\$ 1,014.00	\$ 1,014.00	\$ 867.00	\$ 1,011.00	\$ 1,012.50	\$ 1,014.00	\$ 1,014.00	

TEXAS RESIDENTS (Out-of-District)	Per Semester Hour	ACADEMIC COURSES					WORKFORCE COURSES				
		2010-11	2011-12	2012-13	2013-14	2014-15	2010-11 (a)	2011-12	2012-13	2013-14	2014-15
		3	\$ 358.80	\$ 408.60	\$ 423.90	\$ 424.20	\$ 424.20	\$ 361.80	\$ 408.60	\$ 423.90	\$ 424.20
6	\$ 711.60	\$ 811.20	\$ 841.80	\$ 842.40	\$ 842.40	\$ 717.60	\$ 811.20	\$ 841.80	\$ 842.40	\$ 842.40	
9	\$ 1,064.40	\$ 1,213.80	\$ 1,259.70	\$ 1,260.60	\$ 1,260.60	\$ 1,073.40	\$ 1,213.80	\$ 1,259.70	\$ 1,260.60	\$ 1,260.60	
12	\$ 1,417.20	\$ 1,616.40	\$ 1,677.60	\$ 1,678.80	\$ 1,678.80	\$ 1,429.20	\$ 1,616.40	\$ 1,677.60	\$ 1,678.80	\$ 1,678.80	
15	\$ 1,767.00	\$ 2,016.00	\$ 2,092.50	\$ 2,094.00	\$ 2,094.00	\$ 1,782.00	\$ 2,016.00	\$ 2,092.50	\$ 2,094.00	\$ 2,094.00	

NON-TEXAS RESIDENTS (Out-of-State)	Per Semester Hour	ACADEMIC COURSES					WORKFORCE COURSES				
		2010-11	2011-12	2012-13	2013-14	2014-15	2010-11 (a)	2011-12	2012-13	2013-14	2014-15
		3	\$ 427.80	\$ 458.10	\$ 473.40	\$ 473.70	\$ 473.70	\$ 430.80	\$ 458.10	\$ 473.40	\$ 473.70
6	\$ 849.60	\$ 910.20	\$ 940.80	\$ 941.40	\$ 941.40	\$ 855.60	\$ 910.20	\$ 940.80	\$ 941.40	\$ 941.40	
9	\$ 1,271.40	\$ 1,362.30	\$ 1,408.20	\$ 1,409.10	\$ 1,409.10	\$ 1,280.40	\$ 1,362.30	\$ 1,408.20	\$ 1,409.10	\$ 1,409.10	
12	\$ 1,693.20	\$ 1,814.40	\$ 1,875.60	\$ 1,876.80	\$ 1,876.80	\$ 1,705.20	\$ 1,814.40	\$ 1,875.60	\$ 1,876.80	\$ 1,876.80	
15	\$ 2,112.00	\$ 2,263.50	\$ 2,340.00	\$ 2,341.50	\$ 2,341.50	\$ 2,127.00	\$ 2,263.50	\$ 2,340.00	\$ 2,341.50	\$ 2,341.50	

**COST OF CONTINUING EDUCATION COURSES -- Fall 14**

CEU Courses	Per course basis
Community Service	Per course basis
GED/ABE/ESL	\$20 Registration Fee
Adult High School (b)	\$175 per 1/2 credit

**Note:**

\* Laboratory fees are not included.

(a) Different than Academic Courses.

(b) An Additional fee of \$10.00 for Art, BCIS, BIM, & Web Mastering only.

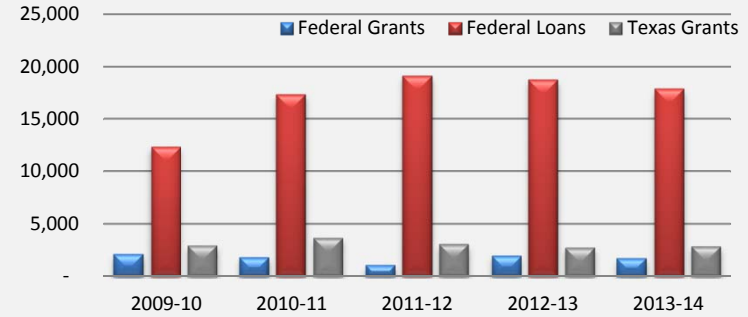
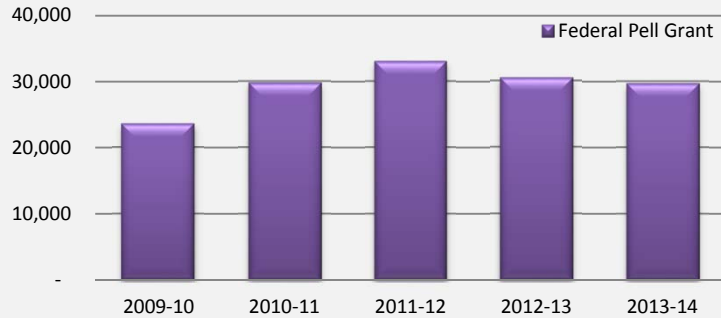
Source: Student Financial Services, Fiscal Years 2011-2015.



**FINANCIAL AID AWARDS—2010-2014**

**Number of Enrolled Students Receiving Financial Aid Awards**

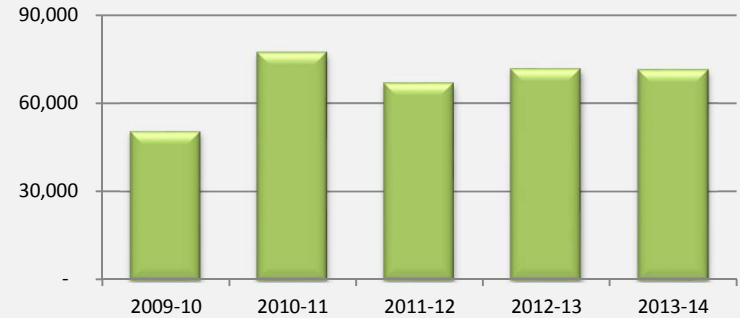
**+23%**  
5-Year change in the number of students.



NUMBER OF STUDENTS*	2009-10					2010-11					2011-12					2012-13					2013-14				
	Federal Pell Grant	23,693	29,891	33,107	30,552	29,786	23,693	29,891	33,107	30,552	29,786	23,693	29,891	33,107	30,552	29,786	23,693	29,891	33,107	30,552	29,786	23,693	29,891	33,107	30,552
Federal Grants	2,178	1,866	1,127	2,030	1,795	2,178	1,866	1,127	2,030	1,795	2,178	1,866	1,127	2,030	1,795	2,178	1,866	1,127	2,030	1,795	2,178	1,866	1,127	2,030	1,795
Federal Loans	12,390	17,345	19,130	18,750	17,895	12,390	17,345	19,130	18,750	17,895	12,390	17,345	19,130	18,750	17,895	12,390	17,345	19,130	18,750	17,895	12,390	17,345	19,130	18,750	17,895
Texas Grants	2,976	3,691	3,097	2,788	2,908	2,976	3,691	3,097	2,788	2,908	2,976	3,691	3,097	2,788	2,908	2,976	3,691	3,097	2,788	2,908	2,976	3,691	3,097	2,788	2,908
Texas Loans	43	41	8	15	10	43	41	8	15	10	43	41	8	15	10	43	41	8	15	10	43	41	8	15	10
Federal/Texas Work Study	404	381	436	452	2,317	404	381	436	452	2,317	404	381	436	452	2,317	404	381	436	452	2,317	404	381	436	452	2,317
Scholarships	2,710	3,396	3,068	2,820	2,852	2,710	3,396	3,068	2,820	2,852	2,710	3,396	3,068	2,820	2,852	2,710	3,396	3,068	2,820	2,852	2,710	3,396	3,068	2,820	2,852
<b>UNDUPLICATED TOTAL</b>	<b>29,055</b>	<b>35,446</b>	<b>38,472</b>	<b>36,464</b>	<b>35,770</b>	<b>29,055</b>	<b>35,446</b>	<b>38,472</b>	<b>36,464</b>	<b>35,770</b>	<b>29,055</b>	<b>35,446</b>	<b>38,472</b>	<b>36,464</b>	<b>35,770</b>	<b>29,055</b>	<b>35,446</b>	<b>38,472</b>	<b>36,464</b>	<b>35,770</b>	<b>29,055</b>	<b>35,446</b>	<b>38,472</b>	<b>36,464</b>	<b>35,770</b>

NUMBER OF AWARDS	2009-10					2010-11					2011-12					2012-13					2013-14				
	Federal Pell Grant	25,033	33,433	33,109	30,567	29,786	25,033	33,433	33,109	30,567	29,786	25,033	33,433	33,109	30,567	29,786	25,033	33,433	33,109	30,567	29,786	25,033	33,433	33,109	30,567
Federal Grants	2,211	1,885	1,127	2,031	1,795	2,211	1,885	1,127	2,031	1,795	2,211	1,885	1,127	2,031	1,795	2,211	1,885	1,127	2,031	1,795	2,211	1,885	1,127	2,031	1,795
Federal Loans	16,617	34,126	25,844	33,024	31,633	16,617	34,126	25,844	33,024	31,633	16,617	34,126	25,844	33,024	31,633	16,617	34,126	25,844	33,024	31,633	16,617	34,126	25,844	33,024	31,633
Texas Grants	3,516	4,256	3,603	3,084	3,291	3,516	4,256	3,603	3,084	3,291	3,516	4,256	3,603	3,084	3,291	3,516	4,256	3,603	3,084	3,291	3,516	4,256	3,603	3,084	3,291
Texas Loans	65	58	8	17	12	65	58	8	17	12	65	58	8	17	12	65	58	8	17	12	65	58	8	17	12
Federal/Texas Work Study	404	381	436	452	2,317	404	381	436	452	2,317	404	381	436	452	2,317	404	381	436	452	2,317	404	381	436	452	2,317
Scholarships	2,920	3,504	3,160	2,870	2,908	2,920	3,504	3,160	2,870	2,908	2,920	3,504	3,160	2,870	2,908	2,920	3,504	3,160	2,870	2,908	2,920	3,504	3,160	2,870	2,908
<b>DUPLICATED TOTAL</b>	<b>50,766</b>	<b>77,643</b>	<b>67,287</b>	<b>72,045</b>	<b>71,742</b>	<b>50,766</b>	<b>77,643</b>	<b>67,287</b>	<b>72,045</b>	<b>71,742</b>	<b>50,766</b>	<b>77,643</b>	<b>67,287</b>	<b>72,045</b>	<b>71,742</b>	<b>50,766</b>	<b>77,643</b>	<b>67,287</b>	<b>72,045</b>	<b>71,742</b>	<b>50,766</b>	<b>77,643</b>	<b>67,287</b>	<b>72,045</b>	<b>71,742</b>

**Total Financial Aid Awards**



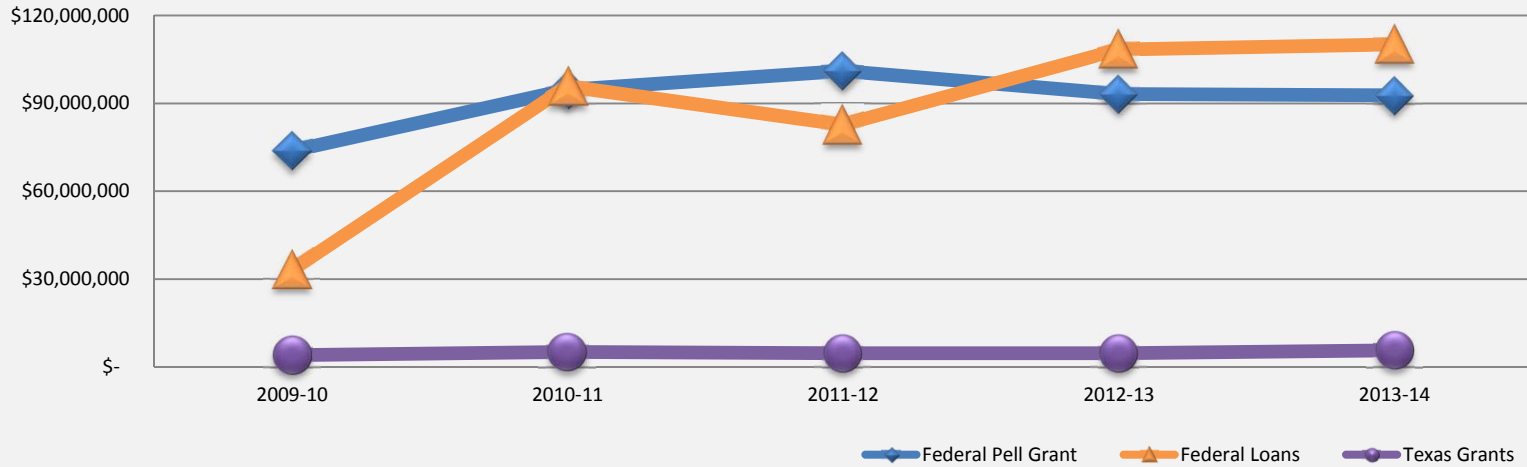
\*Total number of students is unduplicated; students may receive more than one award.

Source: HCC Financial Aid DataMart.

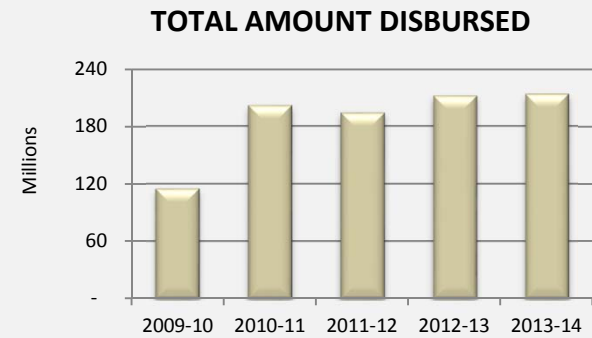
**FINANCIAL AID AWARDS—2010-2014**

**Amount Disbursed to Financial Aid Enrolled Students**

**\$99 Million**  
 Increase in the total amount disbursed,  
 when compared to Yr 2009-10.



	2009-10	2010-11	2011-12	2012-13	2013-14
<b>AMOUNT DISBURSED</b>					
Federal Pell Grant	\$ 73,707,201	\$ 94,669,181	\$ 101,090,293	\$ 93,144,848	\$ 92,715,529
Federal Grants	1,873,169	1,669,415	1,227,601	1,798,900	1,600,879
Federal Loans	33,127,059	95,769,522	82,733,894	108,421,188	110,127,249
Texas Grants	4,097,563	5,099,104	4,679,695	4,734,393	5,718,904
Texas Loans	34,980	31,277	41,785	54,534	17,578
Federal Work Study	n/a	n/a	n/a	n/a	n/a
Texas Work Study	n/a	n/a	n/a	n/a	n/a
Scholarships	2,421,632	4,773,225	4,565,712	3,838,735	3,799,569
<b>TOTAL</b>	<b>\$ 115,261,604</b>	<b>\$ 202,011,724</b>	<b>\$ 194,338,980</b>	<b>\$ 211,992,598</b>	<b>\$ 213,979,708</b>



Source: HCC Financial Aid DataMart.

## Board Approved Current \$425 million Bond Projects



FY 2013-14								
College	Total Unduplicated Enrollment		Project Name	Scope of work	Square Footage	Project Start	Project End	Project Budget
<b>Central College</b>	37,155	21.8%	Central Campus	Building	29,778	Sep-13	Aug-16	\$23,500,000
			South Campus	Building	59,570	Sep-13	Apr-16	\$24,500,000
<b>Coleman College</b>	7,082	4.2%	Coleman Campus	Building	247,800	Sep-13	Dec-16	\$120,000,000
<b>Northeast College</b>	25,668	15.1%	New Acres Homes Campus	Building	24,235	Sep-13	Jun-16	\$13,000,000
			North Forest Campus	Building	88,642	Sep-13	Sep-16	\$36,500,000
			Northline Campus	Building	40,373	Sep-13	Oct-16	\$23,500,000
			Parking Garage (PS)		153,390 (466)			
			Central Plant		3,300			
<b>Northwest College</b>	33,884	19.9%	Alief Campus		96,800	Sep-13	Oct-15	\$13,700,000
			West Houston Institute Campu	Building	112,000	Sep-13	Sep-16	\$49,300,000
<b>Southeast College</b>	28,488	16.7%	Eastside Campus	Building	44,000	Sep-13	May-16	\$26,500,000
			Felix Fraga Campus	Building	36,400	Sep-13	Jul-16	\$16,000,000
<b>Southwest College</b>	37,997	22.3%	Brays Oaks Campus	Building	28,000	Sep-13	May-16	\$12,000,000
			Missouri City Campus	Building	70,000	Sep-13	Dec-16	\$21,500,000
			Stafford Campus	Building	57,000	Sep-13	Apr-16	\$27,000,000
			West Loop Campus	Parking Garage (PS)	198,000 (1,052)	Sep-13	Jan-16	\$18,000,000
<b>Grant Total</b>								<b>\$425,000,000</b>

PS = Parking Spaces

Source: HCC Bond Project Team, as of 02/12/2015.

## HOUSTON COMMUNITY COLLEGE

3100 Main Street  
Houston TX, 77002

[www.hccs.edu/](http://www.hccs.edu/)

### Office of Institutional Research

[www.hccs.edu/oir](http://www.hccs.edu/oir)

Martha Oburn, Ph.D., Executive Director of Institutional Research and Innovation

Damian Garza, Office Manager

Margaret Drain, Research Associate II

Hazel Milan, Research Analyst II

Ali Tipu, Research Associate I

Mario Heredia, Director of Research Support Services

Raymond Golitko, Research Associate II

Glenda Barrett, Research Technician

### HCC BOARD OF TRUSTEES:

Zeph Capo, Chair, District I  
Dave Wilson, District I  
Dr. Adriana Tamez, Secretary, District III  
Carroll G. Robinson, District IV  
Robert Glaser, Vice Chair, District V  
Sandie Mullins, District VI  
Neeta Sane, District VII  
Eva L. Loreda, District VIII  
Christopher W. Oliver, District IX

### CHANCELLOR:

Dr. Cesar Maldonado

HCC is committed to a workplace and educational environment free of discrimination and harassment based upon race, color, religion, age, sex, gender expression, gender identity, national origin, disability, veteran status, or sexual orientation.

**Exhibit BB:**  
**2014-2015 Catalog**

 | Houston Community College



## 2014-2015 Course Catalog

Revised 1-5-2015

[hccs.edu](http://hccs.edu)

# **Houston Community College**

## **Official Catalog**

**2014 – 2015 approved course catalog**

Please use the Following Website for HCC 2014-2015 approved course catalog

<http://www.hccs.edu/finder/>

**Exhibit CC:**  
**Safety Planning/Manual**



**Houston Community College**

**Safety Planning/ Manual**

**2014-2015**

## SAFETY AND LOSS CONTROL DEPARTMENT

### SAFETY PLAN/MANUAL

#### **Management Safety Statement**

In fulfilling its educational mission, the Houston Community College System recognizes a commitment to its employees and students to provide a safe and healthy workplace, free from recognized hazards to the greatest degree possible.

Since injuries and property loss through accidents are needless, costly, and preventable, the HCC System will strive for the elimination of all accidents and health hazards by the establishment of a safety and health program based on fundamental safety concepts.

Two of the safety program's basic responsibilities are the establishment of emergency procedures to diminish the effect of catastrophic events; and the prevention of accidents; whether they involve employee injuries, student injuries, or property damage. Administrators will therefore provide full support for all safety procedures, training, and hazard elimination practices necessary to achieve these goals.

Supervisory personnel are directly responsible for the instruction of all employees under their jurisdiction in regard to proper procedures and safe methods to be utilized in performing duties in the working and instructional environment; for taking immediate corrective measures to eliminate hazardous conditions; and for implementing practices for the prevention of all accidents.

Each employee (full-time or part-time administration, instructor or staff person) shall cooperate in every respect with the system's safety and loss control program. Some of the major points of the college system's program are as follows:

- Employees must follow recognized safe work practices as a condition of employment within HCCS. Students must abide by safe practices and procedures established for the classroom, or other instructional environment.
- Hazardous conditions and other safety concerns must be reported to the responsible supervisor immediately. Supervisors will take appropriate action to initiate corrective measures.

Each System employee has the responsibility for his or her own safety, as well as the safety of fellow employees and the student members of our college community. Employees must become familiar with the potential hazards of their jobs and do what is necessary to ensure their safety. By these means, we can achieve the safe working and learning environment due all members of our college community.

Houston Community College System

SAFETY AND LOSS CONTROL DEPARTMENT

**SECTION DIRECTORY**

**INTRODUCTION**

**SECTION I: SAFETY AND SECURITY PLANNING**

- SAFETY IMPLEMENTATION TEAM
- CHANCELLOR AND COLLEGE PRESIDENTS
- SYSTEM SAFETY ADVISORY COUNCIL
- COLLEGE SAFETY COMMITTEE
- SAFETY LEADERSHIP TEAM
- DIRECTOR OF SAFETY
- CHIEF OF POLICE
- COLLEGE SAFETY TEAM LEADERS
- FACILITY SAFETY LEADER
- ACTION TEAM
- Section 1-1: Tasks of Safety Advisory Council/Safety Committee
- Section 1-2: Model Safety Program Elements

**SECTION II: EMERGENCY DIRECTION AND CONTROL**

**SECTION III: NOTIFICATIONS AND CONTACTS**

- Emergency Telephone Numbers
- Section 3-1: System Offices
- Section 3-1: System Buildings
- Section 3-2: Central College
- Section 3-3: Northeast College
- Section 3-4: Northwest College
- Section 3-5: Southeast College
- Section 3-6: Southwest College

**SECTION IV: EMERGENCY PLAN FOR FIRE**

- Section 4-1: Fire Safety
- Section 4-2: Emergencies Involving Fire
- Section 4-3: Flammable and Combustible Materials

**SECTION V: EVACUATION PROCEDURES**

- Section 5-0: Occupant Instructions for Reporting Fires and Evacuation Procedures
- Section 5-1: Fire Exit Drill Procedures

- Section 5-2: Mobility Impaired-Evacuation Procedure
  - Evacuation Assistance Registry Form
- Section 5-3: Planning for Persons with Disabilities

## **SECTION VI: MEDICAL EMERGENCIES**

- Major Medical Emergencies
- Medical Emergencies and Injuries (general)

## **SECTION VII: SEVERE WEATHER ALERT**

- College Closings
- Procedure
- Notification
- Section 7-1: Tornado/Severe Winds

## **SECTION VIII: TERRORISTIC THREATS**

- Section 8-1: Bomb Threat Procedure
- Section 8-2: Bomb Threat Call Check List
- Section 8-3: Suspicious Package/Letter

## **SECTION IX: DISRUPTION AND DISORDERLY CONDUCT**

## **SECTION X: ARMED PERSON ON CAMPUS**

## **SECTION XI: ACCIDENT PREVENTION AND INSPECTION PLAN**

- Section 11-1: Generalized Safety Survey Guide (Self-inspection)

## **SECTION XII: HAZARD COMMUNICATION**

- Section 12-1: Workplace Chemical Awareness
- Section 12-2: Asbestos Exposure
- Section 12-3: Pest Control Information
- Section 12-4: MSDS Resources
- Section 12-5: Chemical Inventory Form and Instructions
- Section 12-6: Bloodborne Pathogens

## **SECTION XIII: REGULATED MATERIALS**

- Section 13-1: Hazardous Waste
- Section 13-2: Chemistry Glassware and Precursor Chemicals
- Section 13-3: Chemical Waste Disposal Form and Instructions
- Section 13-4: Accidental Spills

**SECTION XIV: GENERAL SAFETY RULES**

**SECTION XV: DEPARTMENT SAFETY RULES**

**SECTION XVI: HURRICANE PLANNING**

**SECTION XVII: LABORATORY SAFETY-Chemical Hygiene Plan**

**TABLE OF CONTENTS**

- I. Responsibility for Safety
- II. General Emergency Procedures
- III. Safety Equipment
- IV. Safety Rules and Practices
- V. General Good Housekeeping Practices
- VI. General Handling and Storage of Biological Specimen
- VII. General Handling and Storage of Chemicals
- VIII. Handling of Hazardous Fumes
- IX. Safety Precautions for Handling and Using Laboratory Equipment
- X. OSHA Laboratory Standards

Appendix A Instructor's Accident Report

Appendix B Chemical Incompatibilities

Appendix C Hazardous Waste Disposal Form

Appendix D Chemical Inventory Form

Houston Community College System

SAFETY AND LOSS CONTROL DEPARTMENT

**SECTION II: EMERGENCY DIRECTION AND CONTROL**

**I. PURPOSE**

A. These procedures contain planning, procedural, and emergency preparedness guidelines established to provide orderly management of emergency events.

1. An emergency or a disaster may occur at any time of the day or night.
2. The succession of events in an emergency are not predictable, hence published support and operational plans will "serve only as a guide" and a checklist, and may require field modification in order to meet the requirements of the emergency.
3. Disasters may affect residents in the geographical location; therefore, city, county, and federal emergency services may be expected to be unavailable during the initial hours or days of an event.
4. A major emergency may be declared if information indicates that such a condition is developing or is possible

B. The basic emergency procedures contained herein are provided in order to enhance the protection of lives and property through effective planning and use of college and community resources.

C. Whenever an emergency affecting the college reaches proportions THAT CANNOT BE HANDLED BY ROUTINE MEASURES, the Chancellor and/or Campus President or designee may declare a state of emergency and these contingency guidelines may be implemented.

**II. SCOPE**

These procedures apply to all personnel employed by and all property owned or controlled by Houston Community College System.

**III. PROCEDURES AND RESPONSIBILITIES**

A. Employee Response to Emergency

1. most readily available and equipped to respond to the situation. Immediate response to safeguard life and property is made at the administrator, supervisor and employee levels
2. Factors involving the response to emergency situations include the nature, location, and extent of the event.
3. Additional factors include the impact on college or system operations/ facilities.
4. Considerable attention must be given to elements of risk posed to persons and property, including employees who may find themselves in a position to respond to such events.
5. Direction and coordination should flow from the highest authority level available consistent with their level of responsibility.

**B. Administration Control**

1. To the extent each situation permits the administration and management of emergency response decisions shall be made at the college and/or system administration levels.
2. The Chief of Police (or designee) shall have primary responsibility involving incidents posing immediate risk to life.
3. As the need for immediate action to protect life or property diminishes, the level of decision-making increases to higher authority.
4. As an event progresses, and as time permits, direction and coordination of the system/college response may be assumed by higher System and College Administration authorities.
5. The System and colleges must develop contingency and recovery plans for catastrophic events.

**A. The Chancellor shall immediately cause notification of all necessary members of the Emergency Response Management Team, which consists of the following personnel:**

1. Chancellor or designee
  2. Presidents
  3. Emergency Coordinator – Police Chief or designee
  4. Human Resources
  5. Student Affairs
  6. Damage Control – Vice Chan./Director of Facilities & Planning
  7. Public Relations
  8. Safety Department
1. Operations Command Post – When an emergency occurs, or is eminent, it shall be the responsibility of the Police Chief to set up and staff an appropriate emergency command post as directed.
  2. Executive Command Post – Pre-need identification shall be made for the establishment of a primary Executive Command Post. The Emergency Response Team shall staff the command post as directed by the Chancellor or designee.
    - a. At least two alternate locations shall be identified in the event the primary location is unavailable.
    - a. Availability of emergency power resources
    - b. Communication resources – “outside” telephone.
    - c. Safety considerations offered by facility during any anticipated event.
    - d. Accessibility and accommodations for staff.
  3. Consideration in selection shall be given to:

**B. Team members may coordinate, as necessary, with the Emergency Coordinator for implementation and coordination of the district operation plan and support as it pertains to their area.**

**C. Team members are to be kept in constant communication with the Emergency Command Post. General responsibilities of the team members are listed below.**

**D. Emergency Command Posts**

- A. Responsible for the overall monitoring of the emergency responses.
- B. Contacts members of the Emergency Response Team and apprises them of the nature of the emergency.
- C. Works with Emergency Coordinator and others in assisting the emergency and preparing the specific response.
- D. Declares and ends, when appropriate, the campus state of emergency.
- E. Notifies and conducts liaison activities with the administration, governmental agencies, emergency response team, and others as necessary.
- A. Establishes Emergency Command Post with direction from Chancellor.
- B. Responsible for the overall direction of the emergency responses.
- C. Determines the type and magnitude of the emergency and establishes the appropriate emergency command post.
- D. Initiates immediate contact with the Chancellor and administration, begins assessment of situation.
- E. Notifies and utilizes Police Department in order to maintain safety, security, and order.
- F. Notifies and conducts liaison activities with appropriate outside organizations, such as fire, police, Office of Emergency Services, etc.
- G. Insures that appropriate notification is made to off-campus personnel as necessary.
- H. Performs other related duties as may be directed by virtue of the campus emergency.
- I. The Emergency Coordinator, Damage Control and Risk Management departments prepare and submit a report to the Chancellor appraising the final outcome of the emergency regarding damage.

**IV. EMERGENCY RESPONSE MANAGEMENT TEAM ACTIVATION**

**V. CHANCELLOR OR DESIGNEE**

**VI. EMERGENCY COORDINATOR**

**VII. HUMAN RESOURCES**

(To be completed by HR)

**VIII. STUDENT AFFAIRS**

(To be completed by SA)

**IX. ENVIRONMENTAL**

(To be completed by Safety Department)

**X. PURCHASING AND MATERIALS MANAGEMENT**

- A. Emergency procurement of materials and services can be arranged in direct support of any college system emergency.
- A. Provides equipment and personnel to perform shutdown procedures, hazardous area control, barricades, damage assessment, debris clearance, emergency repairs and equipment protection.



- B. Provides vehicles, equipment and operators for movement of personnel and supplies, assign vehicles as required by the Emergency Response Team for emergency use.
- C. Obtains the assistance of utility companies as required for emergency operations.
- D. Furnishes emergency power and lighting as required.
- E. Surveys habitable space and relocates essential services and functions.
- F. Provides facilities for emergency generator fuel during actual emergency or disaster periods.
- G. Provides for storage of vital records at an alternate site; coordinates with building and area coordinators for liaison and necessary support.
- A. Maintains the Police Department in a state of constant readiness.
- B. Notifies college administrators of major emergencies.
- C. Monitors campus emergency warning and evacuation systems.
- D. Takes immediate and appropriate action to protect life and property and to safeguard records as necessary.
- E. Obtains assistance from the city, county, state, and federal government as required.
- F. Provides traffic control, access control, perimeter and internal security patrols and fire prevention services as needed.
- G. Provides and equips an alternate site for Emergency Command Post.

#### **XI. DAMAGE CONTROL**

#### **XII. CAMPUS POLICE AND COMMUNICATIONS**

#### **XIII. PUBLIC INFORMATION**

(External Communication)

- A. Establishes liaison with the new media for dissemination of information as requested by the Chancellor.
- B. Establishes liaison with local radio and TV services for public announcements.
- C. Arranges photographic and audio-visual services, if requested by the Chancellor.
- D. Advises Chancellor or designee of all news concerning the extent of disaster affecting the College System.
- E. Prepares news releases for approval and releases to the media information concerning the emergency.

#### **XIV. RISK MANAGEMENT**

- A. Notifies insurance carrier, if applicable.
- B. Responsible for working with adjusters/appraisers in evaluating scope of damages.
- C. Assist injured employees as needed
- D. Assist departments in recording losses and costs associated with temporary repairs or replacement of damaged items.
- E. Notifies Chancellor of the extent of injury sustained to personnel and damage incurred to property.

#### **XV. BUILDING/FACILITY COORDINATORS**

Buildings may have Building/Facility Coordinator appointed by the President or designee. The Building/Facility Coordinator will have the following general responsibilities prior to and during an emergency:

- A.** Evaluate, survey and estimate their assigned building or activity in order to determine the impact a fire or tornado could have on their facility. Work orders to reduce hazards and minimize accidents should be promptly submitted to Facility Maintenance operation.
- B.** Important: Inform all students, staff and faculty to conform to building evacuation guidelines during any emergency and to report to a designated campus assembly area outside the building where a head count can be taken.
- C.** Building evacuation information shall be distributed to all employees with follow-up discussions, on-the-job training or explanations, as required. Contact the Safety Director for assistance.
- D.** Time shall be allowed for training employees in emergency techniques such as fire extinguisher usage and building evacuation procedures.
- E.** Maintain emergency telephone communications with officials from their own activity (or from an alternate site if necessary).

#### **XVI. FACULTY, CHAIRS AND DEANS**

- A.** Educate their students and/or employees concerning emergency procedures as well as evacuation procedures for their building and/or activity.
- B.** Inform their students and/or staff of emergency procedures as outlined in the appropriate safety and emergency plans.
- A.** Each building shall be under the direction of an appropriate number of Fire Wardens to provide direction for the evacuation of occupants in the event of an emergency requiring such a response.
- B.** Each Fire Warden shall be familiar with the fire safety plan, the location of exits and the location and operation of any available fire alarm systems or notification procedure established for their building.

#### **XVII. FIRE WARDENS**

COMMENTS AND SUGGESTIONS ARE ENCOURAGED TO:

ROBERT TRIBBLE  
ENVIRONMENTAL SAFETY MANAGER  
3100 MAIN – PHONE 713-718-7561  
e-mail: robert.tribble@hccs.edu

Houston Community College System

SAFETY AND LOSS CONTROL DEPARTMENT

**SECTION III: NOTIFICATIONS AND CONTACTS**

This listing will provide a ready reference of important numbers, and as a reminder of the individuals and offices we may need to notify concerning emergencies. This information should be included on the “Quick Reference Version” of this Safety Plan.

**EMERGENCY TELEPHONE NUMBERS**

**IMMEDIATE AND LIFE-THREATENING EMERGENCY**

1. CALL DIRECT TO 911 (remember-dial “9” for outside line if necessary)
2. **Stay on the telephone – DO NOT HANG UP UNTIL TOLD – give complete information for responding emergency personnel. Specify nature of emergency: “FIRE,” “POLICE,” “AMBULANCE (EMS)”**
3. If time permits, **also call HCCS Police at 718-8888** (alternate-713-528-5115)

**OTHER POLICE – SECURITY SERVICE**

Reports of crime and requests for Police, Security and Safety services on Houston Community College property which are not immediately life threatening should be made to college authorities. HCC is party to a Memorandum of Understanding whereby HCCS Police are responsible for primary response and initial reporting of criminal activity on HCC property.

The HCCS POLICE DEPARTMENT	24-HOUR police and security CENTER	713-718-8888 713-528-51145
	ADMINISTRATIVE OFFICE FOR Chief of Police	713-718-7556
SAFETY DEPARTMENT	NON-BUSINESS HOURS and EMERGENCY ISSUES	713-718-8888
	ADMINISTRATIVE OFFICE for Director of Safety	713-718-7561

\*Persons who have been identified as having the responsibility to respond to emergencies and problems involving HCCS facilities should provide the Director of Safety and Loss Control and the Chief of Police with written notification of their contact telephone numbers. These individuals are also responsible for sending notifications of any changes in their contact telephone numbers.

Chief of Police  
3100 Main – 4<sup>th</sup> Floor  
P.O. Box 667517  
Houston, TX 77266-7517

Director of Safety and Loss Control  
3100 Main – 12<sup>th</sup> Floor  
P.O. Box 667517  
Houston, TX 77266-7517

MC 1611 Telephone: 713-718-7556 MC 1125 Telephone 713-718-7561  
Fax: 713-718-2042 Fax: 713-718-2123

### **SECTION 3-1: SYSTEM ADMINISTRATION**

[Notifications made as necessary according to nature of emergency or event]

CHANCELLOR	713-718-5059
CHIEF FINANCIAL OFFICER	713-718-5129
VICE-CHANCELLOR, INSTITUTIONAL DEVELOPMENT	713-718-5115
VICE-CHANCELLOR, INSTRUCTION	713-718-5040
VICE-CHANCELLOR, WORKFORCE DEVELOPMENT	713-718-5037
EXECUTIVE DIRECTOR OF FACILITIES	713-718-8745
OFFICE OF PUBLIC RELATIONS	713-718-5119
POLICE LIEUTENANT FOR SYSTEM BUILDING	713-718-8888
CHIEF OF POLICE	713-718-8888
DIRECTOR OF SAFETY	713-718-7563
DIRECTOR OF MAINTENANCE	713-718-7576

#### Other Key Persons:

TITLE TELEPHONE NUMBER

- 1.
- 2.
- 3.
- 4.
- 5.
- 6.
- 7.
- 8.
- 9.
- 10.

### **SECTION 3-2: CENTRAL COLLEGE ADMINISTRATION**

[Notifications made as necessary according to nature of emergency or event]

PRESIDENT	713-718-6040
COLLEGE OPERATING OFFICER	713-718-6356

DEAN, ACADEMIC DEVELOPMENT	713-718-6081
DEAN, WORKFORCE DEVELOPMENT	713-718-6215
DEAN, STUDENT DEVELOPMENT	713-718-6075
College Safety Administrator*	
POLICE LIEUTENANT	713-718-8888 (Dispatch)
MAINTENANCE	713-718-6521

(\*Individual who has been designated to serve as Safety representative)

Other Key Persons:

TITLE TELEPHONE NUMBER

- 1.
- 2.
- 3.
- 4.
- 5.
- 6.
- 7.
- 8.
- 9.
- 10.

### **SECTION 3-3: NORTHEAST COLLEGE ADMINISTRATION**

[Notifications made as necessary according to nature of emergency or event]

PRESIDENT	713-718-8010
COLLEGE OPERATING OFFICER	713-718-8040
DEAN, ACADEMIC DEVELOPMENT	713-718-8058
DEAN, WORKFORCE DEVELOPMENT	713-718-5316
DEAN, STUDENT DEVELOPMENT	713-718-8067
College Safety Administrator*	
POLICE LIEUTENANT	713-718-8032/713-718-8888
MAINTENANCE	

(\*Individual who has been designated to serve as co-chair of College Safety Team)

Other Key Persons:

TITLE TELEPHONE NUMBER

- 1.
- 2.

- 3.
- 4.
- 5.
- 6.
- 7.
- 8.
- 9.
- 10.

**SECTION 3-4: NORTHWEST COLLEGE ADMINISTRATION**

[Notifications made as necessary according to nature of emergency or event]

PRESIDENT	713-718-5721
COLLEGE OPERATING OFFICER	713-718-5726
DEAN, ACADEMIC DEVELOPMENT	713-718-5724
DEAN, WORKFORCE DEVELOPMENT	713-718-5778
DEAN, STUDENT DEVELOPMENT	713-718-5690
College Safety Administrator*	
POLICE LIEUTENANT	713-718-7555/713-718-8888
MAINTENANCE	

(\*Individual who has been designated to serve as Safety representative)

Other Key Persons:

TITLE TELEPHONE NUMBER

- 1.
- 2.
- 3.
- 4.
- 5.
- 6.
- 7.
- 8.
- 9.
- 10.

**SECTION 3-5: SOUTHEAST COLLEGE ADMINISTRATION**

[Notifications made as necessary according to nature of emergency or event]

PRESIDENT	713-718-7071
COLLEGE OPERATIONS OFFICER	713-718-7212

DEAN, ACADEMIC DEVELOPMENT	713-718-7065
DEAN, WORKFORCE DEVELOPMENT	713-718-7228
DEAN, HEALTH SCIENCE	713-718-7402
DEAN, STUDENT DEVELOPMENT	713-718-7049
College Safety Administrator*	
POLICE LIEUTENANT	713-718-7070-713-718-8888
MAINTENANCE	

Other Key Persons:

TITLE	TELEPHONE NUMBER
1.	
2.	
3.	
4.	
5.	
6.	
7.	
8.	
9.	
10.	

**SECTION 3-6: SOUTHWEST COLLEGE ADMINISTRATION**

[Notifications made as necessary according to nature of emergency or event]

PRESIDENT	713-718-7748
COLLEGE OPERATING OFFICER	713-718-7735
DEAN, ACADEMIC DEVELOPMENT	713-718-7742
DEAN, WORKFORCE DEVELOPMENT	713-718-7913
DEAN, STUDENT DEVELOPMENT	713-718-7788
College Safety Administrator*	
POLICE LIEUTENANT	713-718-7739/713-718-8888
MAINTENANCE	

(\*Individual who has been designated to serve as Safety representative)

Other Key Persons:

TITLE	TELEPHONE NUMBER
1.	
2.	

- 3.
- 4.
- 5.
- 6.
- 7.
- 8.
- 9.
- 10.

COMMENTS AND SUGGESTIONS ARE ENCOURAGED TO:

ROBERT TRIBBLE  
ENVIRONMENTAL SAFETY MANAGER  
3100 MAIN – PHONE 713-718-7561  
e-mail: [robert.tribble@hccs.edu](mailto:robert.tribble@hccs.edu)



## Houston Community College System

### SAFETY AND LOSS CONTROL DEPARTMENT

#### **SECTION IV: EMERGENCY PLAN FOR FIRE**

All College facilities have developed fire and emergency evacuation plans. Each building has written plans based on uniform guidelines developed for all HCC facilities. These plans identify fire wardens and detailed emergency notification methods utilized in the building. Evacuation procedures and assembly areas are also identified.

The following sections provide procedural details of the uniform fire plan and general fire safety practice.

- Section 4-1: Fire Safety
- Section 4-2: Emergencies Involving Fire
- Section 4-3: Flammable and Combustible Materials

## **SECTION 4-1: FIRE SAFETY**

Fire prevention guidelines are established to reduce the incidence of fires by eliminating opportunities for ignition of flammable materials and recommending practices that are conducive to a “fire-free” environment.

### **Fire Extinguishers**

A portable fire extinguisher is a “first aid” device and is very effective when used while the fire is small. The use of a fire extinguisher that matches the class of fire, by a person who is well trained, can save both lives and property. Portable fire extinguishers must be installed in workplaces regardless of other fire fighting measures. The successful performance of a fire extinguisher in a fire situation largely depends on its proper selection, inspection, maintenance, and distribution.

### **Classification of Fires and Selection of Extinguishers**

Fires are classified into five general categories, depending on the type of material or fuel involved. The type of fire determines the type of extinguisher that should be used to extinguish it.

- Class A fires involve materials such as wood, paper, and cloth which produce glowing embers or charred material.
- Class B fires involve flammable gasses, liquids, and greases, including gasoline and most hydrocarbon liquids that must be vaporized for combustion to occur.
- Class C fires involve fires in live electrical equipment or in materials near electrically powered equipment.
- Class D fires involve combustible metals, such as magnesium, zirconium, potassium, and sodium.
- Class K fires in cooking appliances that involve combustible cooking media (vegetable or animal oils and fats).

Extinguishers will be selected according to the potential fire hazard, the construction (materials) and occupancy of facilities, the asset to be protected, and other factors pertinent to the situation.

### **Location and Marketing of Extinguishers**

Extinguishers will be conspicuously located, easily identified, and readily accessible for immediate use in the event of fire. They will be located along normal paths of travel and egress. Wall recesses and/or flush-mounted brackets will be used as extinguisher locations whenever possible. In most cases extinguishers will be located in hallways or in common areas and not in rooms. They shall be placed just outside of a room and allow accessibility to the room occupants as well as other occupants of the building.

Extinguisher should not be stored in locked rooms or offices where other extinguishers are not provided. Extinguishers will be clearly visible. In locations where visual obstruction cannot be completely avoided, directional arrows will be provided to indicate the location of extinguishers. Extinguisher classification markings will be located on the front of the shell above or below the extinguisher nameplate.

## **Condition**

Portable extinguishers will be maintained in a fully charged and operable condition. They will be kept in their designated locations at all times when not being used. When extinguishers are removed for maintenance or testing, a fully charged and operable replacement unit will be provided. Discharged extinguishers will not be allowed to remain in an area where it might be mistaken for a fully charged and serviceable extinguisher.

## **Mounting and Distribution of Extinguishers**

Extinguishers will be installed on hangers, brackets, or in cabinets so that the top of the extinguisher is not more than five (5) feet above the floor. Extinguishers having a gross weight not exceeding 40 pounds will be so installed that the top of the extinguisher is not more than 3-1/2 feet above the floor. Extinguishers mounted in cabinets or wall recesses will be placed so that the extinguisher operating instructions face outward. The location of such extinguishers will be made conspicuous by marking the cabinet or wall recess in a contrasting color that will distinguish it from the normal décor.

Extinguishers must be distributed in such a way that the amount of time needed to travel to their location and back to the fire does not allow the fire to get out of control. National Fire Protection Association Standard, NFPA 10, requires that the travel distance for Class A and Class D extinguishers not exceed 75 feet. The maximum travel distance for Class B extinguishers is 50 feet because flammable liquid fires can get out of control faster than Class A fires. There is no maximum travel distance specified for Class C extinguishers (rated for electrical exposure), but they must be distributed on the basis of appropriate patterns for Class A and B material hazards. The maximum travel distance for Class K extinguishers where provided shall not exceed 30 feet. It is required that no extinguisher have a travel distance more than 75 feet.

## **Inspection and Maintenance**

Fire extinguishers must be inspected monthly by the building manager or his/her designee. The HCCS Police Department has established a program to assist in this inspection process. This inspection should include a visual check of the:

1. Hose (not cracked)
2. Pressure gauge (in the green area)
3. Container (not damaged or dented)
4. Location (is the unit missing)
5. Proper mounting
6. Accessibility of the extinguisher
7. Current annual inspection tag

This requires an inventory of the extinguishers assigned to the building to be used as a checklist. A form listing all fire extinguishers by location for the purpose of conducting the monthly inspection will be provided. Once an extinguisher is selected, purchased, and installed, an inventory sheet for that extinguisher will be established. Copies of this documentation should be retained at the facility by the college operations officer or person in charge of the building or site.

## **Fire Safety Inspections/Housekeeping**

The college operations officer and safety committees (or designees) are responsible for conducting general work site surveys on a basis established by agreement, not less than quarterly (insurance loss control recommends monthly). These surveys should include observations of work site safety and housekeeping issues and should specifically address proper storage of chemicals and supplies, unobstructed access to fire extinguishers, and emergency evacuation routes. Also, they should determine if an emergency evacuation plan is present in work areas and that personnel are familiar with the plan.

In addition, the HCC Safety Department and/or system insurance loss control representatives will conduct fire inspections on a random basis. All deficiencies noted during these inspections should be brought to the attention of the college operations officer immediately and a plan of action developed to correct the deficiency.

## **Storage**

All storage rooms must be maintained in an orderly manner. Stored combustible materials should be kept to a minimum. This means the following good housekeeping practices must be employed:

- Loose storage (paper, books, or files) must be kept off floors and either put into boxes or stacked in an organized manner on shelves.
- Aisles at least 24” wide, must be maintained to access storage and must be clear and free of tripping hazards at all times. These aisles will also act as a route of escape in an emergency.
- Storage may not be stacked within 18” of a sprinkler head in areas that are protected by an automatic sprinkler system. In areas not protected by sprinklers, storage must be 24” from the ceiling.

## **Electrical Safety**

The following good practices must be applied to all electrical appliances/equipment:

- All electrical appliances/equipment must be in good repair and cords and exterior cases must be free of damage.
- All appliances/equipment must be directly plugged into wall outlets or power strips equipped with either a fuse or circuit breaker.
- All building electrical equipment (e.g., circuit breakers, distribution panels, outlets, lights, etc.) must be free from damage and appropriately covered (e.g., wall plates or junction box covers in place, circuit breaker panel doors in place, etc.) and must be accessible (not blocked) at all times.
- All wiring must be routed above the ceiling or housed in conduit below the ceiling.
- Multi-plug adapters should not be used.
- Extension cords may only be used on a temporary basis.

## **Space Heaters**

Only space heaters that are approved by Underwriter Laboratories (UL) or Factory Mutual (FM) can be used in offices, labs, or other enclosed areas. No fuel-supported heaters can be used. Heaters should have ceramic elements and a tilt switch. The heaters must be in good condition (no frayed cords, etc.). Areas where heaters are used must be open and free from combustible materials (i.e., paper, wood, cloth, etc.). Heaters must be turned off when the area is unoccupied.

## **Exits**

- Exits, including main corridors, stairways and stairwells, shall not be obstructed in any manner and shall remain free of any material that would obstruct the exit or render the exit hazardous.
- All main building corridors must have a minimum 44" clear width maintained at all times.
- Storage may not be located in corridors, even temporarily.

## **Mechanical Rooms**

Mechanical and electrical rooms are not storage rooms. They are only intended to house equipment that supplies services to the building (heating, cooling, electrical distribution, communications, etc.). Access to all equipment must be unimpeded and the spaces must be free of any extraneous material. Mechanical rooms must be locked at all times. Keys for these areas are under the control of the college operations officer and maintenance department.

## **Theatrical Productions**

- No scenery, props, decorations, seating equipment, or other obstructions may be placed in a fashion that would prohibit the automatic fire curtain from dropping completely to the floor of the stage.
- No scenery, props, decorations, displays, seating equipment, or packing equipment may be placed so that it in any way obstructs an exit.
- Exit lights must be illuminated and visible during any production.
- Only non-combustible materials or fire retardant pressure-treated wood may be used for stage scenery or props on the audience side of the proscenium arch. Where possible, flame retardant materials should be used in set design.
- Non-flame retardant materials can be treated with flame retardant.
- Backdrops, curtains, draperies, decorations and similar furnishings/materials shall be flame resistant.

The use of pyrotechnics or theatrical smoke must have the approval of the Fire Marshal and the Director of Safety and Loss Control

## SECTION 4-2: EMERGENCIES INVOLVING FIRE

### QUICK REFERENCE

NOTIFICATION in the event of fire:

o Call 911 and be prepared to relay the exact physical street address:

(example)

**“There is a fire at the Houston Community College building located at 1234 Smith St. near the corner of Main.”**

o Also, give specific location within a building:

**“The fire is on the second floor in room 234.”**

o Call HCCS Police Department at 718-8888 and sound local fire alarm if available.

If you see or smell smoke or gas:

o Call HCCS Police at 718-8888

o Sound local fire alarm if available

o Initiate voice notification if no alarm available

If you encounter smoke or flames:

o Crawl low under the smoke to get to clean air

o Test doors before you open them by kneeling or crouching at the door.

o Reach up as high as you can and touch the door and knob with the back of your hand.

• Door is hot, use another escape route

• Door is cool, open it cautiously and continue along your escape route.

o Isolate FIRE by closing off doors if possible

• Evacuate using stairwells, not elevators

• Follow directions from those in authority

• **STAY CALM**

• Use fire extinguisher only if you have been trained and fire is small

o Once you are safe and immediate emergency procedures have been followed, notify appropriate administrative authority.

### Fire Alarms

In the event of a fire emergency, a fire alarm will sound for the building. Some buildings do not have audible fire alarms. A plan to alert the occupants of the need to evacuate should be developed and shared with occupants.

## **Evacuation Routes**

- Learn at least two escape routes, and emergency exits from your area.
- Never use an elevator as part of your escape route.
- Learn to activate a fire alarm.
- Learn to recognize alarm sounds.
- Take an active part in fire evacuation drills.

## **Emergency Egress**

Every exit will be clearly visible, or the route to it conspicuously identified in such a manner that every occupant of the building will readily know the direction of escape from any point. At no time will exits be blocked. Stairwells shall not be used to store chairs, desk, supplies or any other materials. Any doorway or passageway that is not an exit or access to an exit but that may be mistaken for an exit, will be identified by a sign reading "Not An Exit" or a sign indicating its actual use (i.e., "Storeroom"). A readily visible sign will mark exits and accesses to exits. Each exit sign (other than internally illuminated signs) will be illuminated by a reliable light source. No exits shall be chained during periods the building is occupied.

## **Occupant Emergency Plan for Persons with Disabilities**

The department supervisor is assigned the responsibility of developing a plan to assist persons with disabilities under their supervision. This plan should enlist the input of the disabled person. The plan should take into consideration the building, the work location, the type of disability, assistance needed, and the availability of assistance. No one is required to endanger him/herself in order to effect or assist with the evacuation of others, but everyone has the duty to ensure that other occupants are aware of the emergency. Similarly, it is expected that individuals will aid anyone requiring assistance to safely evacuate.

Areas of safe refuge should be identified within multi-story buildings (typically inside the protected emergency egress stairways), which wheelchair users can reach on their own, and where they can safely await assistance from public safety personnel in a position that does not impede or prevent emergency egress for others. Additional information for evacuation of disabled persons may be found in Section 5-2, Persons with Disabilities.

Note: Some individuals, confined to a wheelchair, can be injured by being lifted or carried by an untrained person.

## **Assembly Points**

A sufficient number of assembly points shall be identified as part of the building's supplemented evacuation plan. Assembly points are pre-identified locations where evacuees can safely assemble following an evacuation. Locations selected should be at least 300 feet from the evacuated building and away from emergency operations or support resources that may respond to the situation. Supervisors and other responsible authority may take "head counts" to assure that all persons are accounted for. Information and instruction should be made available at the assembly points concerning the emergency situation and what steps should be taken by employees and students.

## GENERALLY

Should evacuation be necessary, go to the nearest exit or stairway and proceed to a pre-designated meeting area (assembly points) outside the building. Most stairways are fire-resistant and present barriers to smoke if the doors are kept closed. Do not use elevators. Should the fire involve the control panel of the elevator or the electrical system of the building, power in the building may be cut and you could be trapped between floors. Also, the elevator shaft can become a flue, lending itself to the passage and accumulation of hot gases and smoke generated by the fire.

### Fire Emergency Procedures

If you discover a fire:

- Activate the nearest fire alarm.
- Notify the emergency responders by dialing 911. Give your location, the nature of the fire, the location of the fire, and your name.
- If no fire alarm system exists in the building, verbally sound the alarm as you exit the building.
- Fight the fire with a fire extinguisher **ONLY IF**:
  - o The fire department has been notified of the fire, AND
  - o The fire is small and confined to its area of origin, AND
  - o
  - o You have a way out and can fight the fire with your back to the exit, AND
  - o You have the proper extinguisher, in good working order, AND
  - o You know how to use it.

If you are not sure of your ability or the fire extinguisher's capacity to contain the fire, get out and leave the fire fighting to the experts.

If you hear a fire alarm or call to evacuate:

- Evacuate the area. Close windows, turn off gas jets, and close doors as you leave.
- Leave the building and move away from exits and out of the way of emergency operations.
- Assemble in a designated area.
- Report to the supervisor so he/she can determine that all personnel have evacuated your area.
- Remain outside until competent authority (fire department, HCCS Police, Security, HCCS administrator) states that it is safe to re-enter.

## SECTION 4-3: FLAMMABLE AND COMBUSTIBLE MATERIALS

### Substitution

In some instances relatively safe materials may be substituted for flammable liquids in order to reduce the risk of fires. This should be done wherever possible. Any substituted material should be stable and nontoxic and should either be nonflammable or have a high flashpoint.



## Storage

Flammable and combustible liquids require careful handling at all times. The proper storage of flammable liquids within a work area is very important in order to protect personnel from fire and other safety and health hazards.

### Definitions:

- o “Flashpoint” means that the minimum temperature at which a liquid gives off vapor within a test vessel in sufficient concentration to form an ignitable mixture with the air near the surface of the liquid.
- o “Flammable liquid” means any liquid having a flashpoint below 100 degrees Fahrenheit. This includes Class I liquids.
  - “Class IA” shall include liquids having flashpoints below 73 degrees Fahrenheit and having a boiling point below 100 degrees Fahrenheit.
  - “Class IB” shall include liquids having flashpoints below 73 degrees Fahrenheit and having a boiling point at or above 100 degrees Fahrenheit.
  - “Class IC” shall include liquids having flashpoints at or above 73 degrees Fahrenheit and below 100 degrees Fahrenheit.
- o “Combustible liquid” means any liquid having a flashpoint at or above 100 degrees Fahrenheit. This includes Class II and Class III liquids.
  - “Class II liquids” shall include those with flashpoints at or above 100 degrees Fahrenheit and below 140 degrees Fahrenheit.
  - “Class IIIA liquids” shall include those with flash points at or above 140 degrees Fahrenheit and below 200 degrees Fahrenheit.
  - “Class IIIB liquids” shall include those with flashpoints at or above 200 degrees Fahrenheit.

## Storage Inside Buildings

Approved metal storage cabinets should be utilized for storage of flammable substances where appropriate. Where approved storage cabinets or rooms are not provided, inside storage will comply with the following basic conditions:

- The storage of any flammable or combustible liquid shall not physically obstruct a means of egress from the building or area.
- Containers of flammable or combustible liquids will remain tightly sealed except when transferred, poured or applied.
- Remove only that portion of liquid in the storage container required to accomplish a particular job.
- If a flammable and combustible liquid storage building is used, it will be a one-story building devoted principally to the handling and storing of flammable or combustible liquids. The building will have 2-hour fire-rated exterior walls having no opening within 10 feet of such storage.
- Flammable paints, oils, and varnishes in 1 or 5-gallon containers, used for building maintenance purposes, may be stored temporarily in closed containers outside approved storage cabinets or room if kept at the job site for less than 10 calendar days.

- Portable containers used for storage of gasoline must be a Type I or Type II safety can. Proper bonding procedures must be followed where warranted.

### **Elimination of Ignition Sources**

All nonessential ignition sources must be eliminated where flammable liquids are used or stored. The following is a list of some of the more common potential ignition sources:

- Open flames, such as cutting and welding torches, furnaces, matches, and heaters—these sources should be kept away from flammable liquids operations.
- Cutting or welding on flammable liquids equipment should not be performed unless the equipment has been properly emptied and purged with a neutral gas such as nitrogen.
- Chemical sparks—these sparks can result as a reaction of two or more substances.
- Electrical sources of ignition such as d.c. motors, switches, and circuit breakers—these sources should be eliminated where flammable liquids are handled or stored. Only approved explosion-proof devices should be used in these areas.
- Mechanical sparks—these sparks can be produced as a result of friction. Only non-sparking tools should be used in areas where flammable liquids are stored or handled.
- Static sparks—these sparks can be generated as a result of electron transfer between two contacting surfaces. The electrons can discharge in a small volume, raising the temperature to above the ignition temperature. Every effort should be made to eliminate the possibility of static sparks. Also, proper bonding and grounding procedures must be followed when flammable liquids are transferred or transported.

### **Removal of Incompatibles**

Materials that can contribute to a flammable liquid fire should not be stored with flammable liquids. Examples are oxidizers and organic peroxides, which, on decomposition, can generate large amounts of oxygen.

### **Flammable Gases**

Generally, flammable gases pose the same type of fire hazards as flammable liquids and their vapors. Many of the safeguards for flammable liquids also apply to flammable gases; other properties such as toxicity, reactivity, and corrosiveness also must be taken into account. Also, a gas that is flammable could produce toxic combustion products. Compressed gas cylinders must be properly stored, segregated and secured.

COMMENTS AND SUGGESTIONS ARE ENCOURAGED TO:

ROBERT TRIBBLE  
ENVIRONMENTAL SAFETY MANAGER  
3100 MAIN – PHONE 713-718-7561  
e-mail: robert.tribble@hccs.edu